


Stone Circles of the World



William Dayholos

Stone Circles of the World

The Truth behind Their Origin and Working with Them



The truth passes through three stages;

First, it is ridiculed.

Second, it is violently opposed.

Third, it is accepted as being self-evident.

- Arthur Schopenhauer (1788-1860)

By William Dayholos

January 1 2016 ©

(Updated July 20 2016)

Website

<http://www.thelamplight.ca/index.htm>



The Tie Creek Site, Manitoba, Canada

The first message-teaching I received from the ancient sites:

- *The people that created these sites were just as intelligent and aware as you are.*
- *They have the same spiritual background and pedigree as you.*
- *Boxing the sites into your beliefs will not change their purpose of existence.*
- *It is not a voting matter for academics, nor relevant to how many people you can muster to support your beliefs for the sites. To be respectful to the creators of the sites you either know or you should remain silent about the subject.*
- *Do not assume the people from the past would tolerate or work so hard over so many years, for something that gave little or no results.*

Contents

Introduction	1
1 - The Parade of Stone Circles around the World	2
2 - The Shaman's Enigma	15
3 - Where did the Stone Circle Information Come From?	20
4 - It's All About the Angles	24
5 - Creating in Stone	32
6 - The Shrine in Everything	41
7 - The Mudra	46
8 - Recognizing and Working with Shrines	49
9 - Shamanic Worlds	60
10 - Psychometric Work	76
11 - What is a Vortex or Portal	79
12 – Dolmens	93
13 - Working with Ancient Sites	101
14 - Emotional Vibration	111
15 - Earth's Physical Orientated Ley Line Aspect	117
16 - Further into the Ley Line Grid	131
17 – Dowsing	146
18 - Evidence of Past Work	161
19 - Mayan Grid Communication System	171
20 - The Mayan "Calendar"	172
21 - Trying to work with the Grid - Ley Line system	176
22 - Earth Size	180
23 - The Time Factor at Ancient Sites	186
24 - The Perception of Space	198
25 - Personal Experiments and Experiences with Stone Circles	200
Epilogue and Resources	225

Introduction

What is the purpose of this book?

- To reclaim the original understandings of the shamans that designed and built the ancient sacred sites. Their knowledge has been robbed from them by modern concepts. That includes new age rhetoric to purely intellectual guesswork. Both fail to see through the understandings of the original shamans, as it was their truth.
- To offer people the original concepts that were used at these sites rather than current fallacies. To this end, the general public and modern shamans can reclaim more of this knowledge and experiences for themselves.

Perception is far more dynamic than most people give it credit. We all think that everyone sees and understands the way we do without realizing there are 7 billion different perceptual levels on this planet. Some are very similar to our own but most people outside our culture see things through different belief systems than are own. One's culture being one of the most impressionable parts of how we see things and interpret what we have just witnessed. The ancient peoples did not see things the way modern people do and the only way to understand them would be to become them. In other words the only way to understand ancient sites is to ask the originators of the site.

This book is a condensed understanding of how the ancient shamans used and designed the sacred sites of the world. Not one bit of the material came from my intellect or imagination. It is all from the ancient ones themselves. The information was retrieved from journeys into the nonphysical realms using shamanic methods. These timeless methods are the same ones that the ancients used.

Ancient knowledge has its roots in mysticism may be defined as the belief in a third kind of knowledge. The other two being sense knowledge and knowledge by inference. The third kind of knowledge is one that goes past what is observable, because direct observation is not always what it appears to be. The “edges” of our sciences and religions are starting to realize this with every new generation. As we shift into greater capacities to understand and with more sensitive instruments to discern with, we find more questions than answers. A mystic is one who, above all else in life, has a desire to know what is behind the physically perceivable level.

Chapter 1

The Parade of Stone Circles around the World

How did ancient stone circles appear all around the world in what was a very short span in human history? Was it a new religious event of global proportions? Was it a celestial obsession that took hold of humanity all at once? How did this knowledge spread from one continent to another before writing was even invented, never mind anything more advanced like ships?

The biggest question of all is how a complex understanding crosses language barriers, social and cultural preferences, and all in a complete advanced package?

They are not camp sites, kill sites, or burial sites. For non-agrarian people they were not used to track the seasons for crops, which most of them didn't have. So why, in modern understandings of these sites are they called celestial observatories? The truth is celestial alignments give academia a way out of a frustrating dilemma that is completely out of their realm of knowledge.

Ever since the misguided adventures of Gerald Hawkins in his 1961 book "Stonehenge Decoded" modern researches have fixated on the idea that celestial alignments were the answer.

I can't really say I blame them for their attempt as the stone circle enigma is so complex researches will never understand how they worked. The best they will ever achieve is to say they align to something, and leave it at that for an answer. The truth is it leaves more questions than answers, for the biggest question still remains unanswered; what was the advantage or benefit of this alignment? Historically we are talking about one of the most important understandings humans have discovered, but throughout time and lack of recording it was lost.

The research I am putting forth in this book is not research in the true sense, as all I did was listen to the teachings. All I am doing here is passing this knowledge onto those that are serious about finding out what was their purpose. To bring to bear this level of complexity I will have to break the information up into segments. Segments that don't necessarily follow each other into the final solution, but rather a multipart teaching to the final realization; this was the way it was done for me. After the initial pieces are laid out to the reader they can then follow along with me into the full understandings, in the final chapters.

This chapter is called the “parade of sites” for it is important for the reader to understand this mystery is of global proportions and not restricted to one continent. This observation is important as it demonstrates that the stone circle creation is engrained into the human psyche and was utilized by many separated ancient cultures. A full understanding means reading through the entire book but because there is a wide range of readers many will not be interested in the complete picture. This is perfectly fine as most will pick out what aspects they are willing to accept, at this time. Everyone has their own timing for learning and accepting new ideas.

It must be emphasize that if you want to correlate any ancient site alignments with celestial objects you must first have an ancient shaman’s view of the universe. Why am I proclaiming shamanism? It is because they are the ones that built the original sites, no matter what part of the world or time frame they occurred.

Even with realizing they designed and built the sites, one first has to understand their knowledge of the universe and celestial objects in it are completely different from modern views. This is because their knowledge comes from nonphysical realities. All shamans by trade journey outside local reality to obtain answers for their questions. In these teachings, from the other side, they developed a system to connect themselves to “All That Is”. Our modern cultures have no concept of this knowledge; in fact it was lost knowledge for shamanic groups after to 3500 BP. In their teachings everything is in its proper position, regardless of time and space, as there is no randomness or arbitrary aspect to the universe. For more on this I have put together a brief explanation (206 printed pages) of this ancient understanding; see: [The Schematic of Time and Ancient Sites](#).



3000 stones - Carnac, Brittany

Does it seem logical anyone would go through all that trouble building these sites just to say; *"It aligns up with the sun or the moon"*..... Can't you just see these ancient people clambering to start the next massive workload, another monolith!

The Truth: These ancient stone circles were created by the shamanic world for the shamanic world. I realize that the general public is not overly anxious to accept this as there are few people that really understand what shamanism is.

Shamanism is a practice that involves connecting to the nonphysical aspect of our reality. Some would call this the spiritual world.


For the general public the word spiritual draws an immediate association to religion. Shamanism is not a belief system or a religion it is a method of connecting personally to spiritual levels (the nonphysical). Although shamans can get together to share experiences it is still an individual experience and an understanding of something greater than the physical world. In a shamanic journey the experiences into nonlocal realities can reach to the highest levels human consciousness is capable of. As you read on and view the photos of the stone circles around the world remember these sites were for shamanic purposes only.

Shamans are often called "see-ers" (seers), or "people who know" in their tribal languages, because they are involved in a system of knowledge based on firsthand experience. In fact, if shamans don't get results, they will no longer be used by people in their culture. Likewise if these stone circles did not furnish any benefits the industry would have died out as soon as the trend started.


Why do I use the word shamanism when the word comes from a small group of cultures in Siberia, and yet stone circles are found all over the planet? It is simple; it best describes a practice found in every culture with a term familiar in our modern culture.



Drawing on the last page is reportedly the oldest shaman burial ever found—it is associated with the Natufian culture, which flourished in the eastern Mediterranean between 11,500 and 15,000 years ago. <http://news.nationalgeographic.com/news/2010/08/100830-first-feast-science-proceedings-israel-shaman-sorcerer-tortoise/>



The oldest stone circle in the world: Grotte de Bruniquel, France- interior, showing annular constructions made of broken stalagmites by early Neanderthals. They date from 176,500 BP, and were found 336 meters from the entrance of the cave.



Overhead view



Carahunge - Zoratus Karer, Armenia



Brazil Stonehenge

Some would say the benefit was for social gatherings, a means for leaders to focus their community into one observant mass. If this were so would they not have created different styles and forms to keep their attention? The stone circles are consistent in many of their elements and that is because they operated in conjunction with universal understandings. Changing the position of the elements changes the purpose of the circle.



Jomon Stone Circle – Japan

The majority of sacred sites around the world which include Stonehenge, Giza Pyramids, Tiahuanaco, Teotihuacan, Coba, Tie Creek, Newark Earth Works, New grange, Nazca Lines, and so on are all a result of shamanic indoctrinations from evolved nonphysical forms of learning.



Caguana, Puerto Rico

Taino – Arawak Ceremonial site where up to 500 shamans participated in ceremonies to contact the spiritual world (in this case with the help of the hallucinogen Cohoba).



Caguana, Puerto Rico

Although elements at any site can have some astronomical alignments they were never part of the original blueprint. Complicating things even more are later cultures outside the original shamanic orders adopting and recreating the sites for their purposes, which over time became more theological and iconic in design than the original teachings. Almost all the sacred sites in the world are creations from shamanic levels. This is regardless of whether or not the original shamanic principals are recognized, today or from proceeding cultures that “inherited” the sites.



Bighorn Medicine Wheel, Wyoming

It must be emphasize that if you want to correlate any alignment understandings to astronomy or celestial alignments you first have to understand the structure of the universe. This is an unknown structural understanding in our modern culture but was in part, known by most ancient shamanic groups prior to 3500. BP. Only with this understanding can one see how everything is in alignment because everything (stars, constellations, sun, moon) are all part of the same "geometric" design. There is no random aspect to this universe. Again for more on this see: [The Schematic of Time and Ancient Sites](#) – (includes where this information comes from.)



Gambia West Africa

In prehistoric times shamans were found in every culture on earth. They were indispensable and were the accomplished leaders in healing abilities, sourcing out hunting opportunities, navigating across large bodies of water, monitoring awareness of possible attacks, and general spiritual guidance.

These ancient shamanic groups discovered that certain spots in their landscape had unusual energy or vibration properties. It is not untypical for a trained shaman to be drawn to something uncommon in their reality. They gravitate to energy sources and objects that have potential to enhance their abilities in connecting to nonphysical realities. Recognized energy areas became a focus of interest as they quickly realize the potential of the spots uniqueness to bridge their reality to other realities.



Kazakhstan Geoglyphs

There are 50 huge sprawling geoglyphs discovered in Kazakhstan and they are thought to date back at least 3,000 years, but further research into the patterns indicates the oldest could be as much as 8,000 years old. During this time in Kazakhstan, societies were largely nomadic, so why they would have started building these features with stone is a complete mystery. Unlike the Nazca Lines in Peru, they were constructed by building mounds – the Nazca Lines were created by digging into the ground.



Jordan Circle

Known as "Big Circles" they spread across parts of Jordan and Syria. These manmade features have received very little archaeological attention and are relatively unknown, even to regional experts. They are thought to be at least 2,000 years old - two of them are cut by later Roman roads. It is believed that they date as far back as the Neolithic.

The ancient structures were built as collectors of energy that allowed shamans to enhance their abilities and experiences. This was accomplished through knowledge of

the universal structure in conjunction with the geographic locations. These structures or “machines” made it easier to attract and store the avenues of choice. All creation in the physical is a combination of energies. At these sites one can focus specifically at one part (angle) or use multiple points of focus. There are no rules per se but one must understand the general purpose of the angles.

As shown in “The Schematic of Time and Ancient Sites” book there is a time orientated structure at all sites built on vortex areas. Facing the direction of choice is important and with this the correlating desire for experience. Efficiency (quickness in time) is a result of desire, aligned with spiritual connection and physical positioning. Generally circle sites are more oriented to higher vibratory states while square and triangular are more physical creators. Pyramids are machines that focused in three dimensional alignments with the same angle. This could include journeys (contacting to physicals outside this reality), power of creation in the physical, physical based knowledge, and so on.



Caucasus Mountains

Most ancient sites show no or very little celestial alignments. The truth is one can usually fudge some kind of celestial alignment out of any random set of objects, regardless of what the original intent was. This objective focus of aligning to stars and other objects gave birth to the modern mythology of Astroarcheology or Archaeoastronomy.



A Jordan Circle - <http://www.apaame.org/>



Cromlech of the Almendres, Portugal

The ancient “geometric” sites around the world were not built for astronomical alignments but were built for the purpose of energetic alignments. The placements of the sites were not chosen, but were shown to shamans that were interested in that earth location's strength and abilities. None of these sites were created with intellectual astronomical needs. They were created to operate as tools for shamanic purposes and avenues. There is no value from the site for those that are not working with these energies. Yes, there were different cultures that came upon the sites years later and used them for their own political or religious advantages. That does not mean the site was designed for that cult, but only modified by them.




Rujm el-Hiri, Israel

(Livestock grazing nearby reveals scale of the enormous stone rings.)

This 5,000 year old site is known as Rujm el-Hiri in Arabic, meaning the "stone heap of the wild cat", a complex with five concentric circles, the largest more than 500 feet wide, and a burial chamber in the middle, added later in its construction. Its Hebrew name Gilgal Refaim, or "wheel of giants", refers to an ancient race of giants mentioned in the Bible.

The most powerful sites are ones that have been recognized for their abilities, as each site has its own "forte". These spots or points of reference are situated all around the planet and are energetic flows or currents of energy that support the physical reality we call Earth. At these locations (some call them vortex portals) many different vibrational levels and abilities can be accessed, and with very little effort. To trained shamans this is a huge advantage over and above their own abilities, as it allows an enhanced personal ability to connect to levels never achieved before. Each site will have its own specific energetic profile (energy flavour) that can be recognized and utilized. This efficiency can be in a direction for healing, social bonding, research, contact with other forms of consciousness, and so on.



A - Tie Creek Manitoba, Canada. **B** - Turtle Mountain, Manitoba. **C** - Saudi Arabia. **D** - Cosdon Hill, England.

The above examples show the same design, but in different corners of the world. Photo "C" is an example of some 332 ancient stone structures found in Saudi Arabia. The archeologist David Kennedy, of the University of Western Australia, who co-directs the project has nick named them "gates". He says *"I coined the term 'gate' for no better reason than that I needed a convenient label to describe them and they reminded me of the sort of field gates I saw all around in my rural childhood in Scotland"*.

I find it synchronistic that he was drawn to call them by what their actual function was; gates into the nonphysical realities. These gates *"consist of two short thick walls or heaps of stones, between which one or more connecting walls stretch,"* wrote researchers in an article published recently in the journal Arabian Archaeology and Epigraphy. The longest gate is over 500 meters (1,640 feet), but most are much smaller.

Scientists don't know how far back the gates date, nor their purpose. The researchers found that gates tend not to be located near kites (which were used for hunting). Indeed, some of the gates were built in places, such as barren volcanic slopes, which were unlikely to support large animal herds. Archaeologists found five gates on the outer slopes of the bowl of one of the volcanoes called Jabal al-Abyad in Saudi Arabia.



Three triangles can be seen in this satellite image. Many triangular structures have been discovered in Saudi Arabia by a team with the Aerial Photographic Archive for Archaeology in the Middle East. (Photo courtesy Google Earth)



Another gate found on the side of the Jabal al-Abyad volcano. (Image courtesy Google Earth)

<http://www.livescience.com/52943-photos-wheel-structures-in-middle-east.html>



The Gobi Desert Circles are located in the Flaming Mountain in Turpan, north west China. They cover more than two-and-a-half square miles (6.6 square km). *“An expert has suggested they could have been used by primitive nomads to worship the sun, and may have even been a site where sacrifices were made”*..... Unfortunate but true; every successful archeologist knows you need to have sun worshipping and sacrificing to get media attention.



Mergeleva Ridge, Ukraine

Chapter 2

The Shaman's Enigma

Would a person go to a medical doctor to understand what is wrong with their automobile?

Would they go to a mechanic to find out what ails them?.....the answer is obvious!

So why is it considered acceptable to have shamanic knowledge interpreted by non-shamanic individuals?


It is an enigma that all shamans are faced with. How do you explain to non-shamanic people knowledge that's source is from outside this reality? All shamanic teachings are from nonphysical realities, which typically consists of experiences and massive downloads that are far beyond anything possible in the physical. It is from these multidimensional experiences that translating it falls onto the shaman's lap. This is not something that can ever be done with intellect alone, as intellect is based on what is known. So typically shamans end up keeping the teachings to themselves, as it is easier to deal with then trying to translate it for others. In the past, ancient shamans did not have as great a conscious barrier with others of non-shamanic practice. In today's modern cultural mosaic there are more belief systems then there are people, which produce even more barriers for translation. This cultural gap started a little over 3500 years ago as religions and political distractions took over free thought. This gap persists even today, as most sacred site's translations come from intellectual logic and not from their sources.



Moose Mountain Petroform Site, Saskatchewan, Canada



Long Meg and Her Daughters, Cumbria West England



Majorville, Alberta Canada

I realize the majority of people want a simple answer; one they can point their finger at. Unfortunately there is nothing simple about the human mind and its creations. The reader at this point is faced with a decision; to ignore the ancient shamanic understanding that created the stone circles or follow the newly created myth of Archaeoastronomy.

Archaeoastronomy is here to stay; as with any aspect of science once it is entrenched it can't be overturned. So with this in mind the reader has to ask themselves what is their true interest in these circles and how would they use this available knowledge?

For the casual observer, in tourist's mode, science has the answer. On the other hand if one wants to explore deeper into the ancient site's profile then the information is available in this book and my website (or books associated with it).



Komakino - Jomon, Japan

The bottom line is; without actual shamanic experiences there is no one, regardless of their academic achievements or educational level that can relate too or interpret the sacred sites of the world.

There is no judgment with this statement, only a request to non-shamanic researchers to take up the practice so they can relate to the experiences and knowledge. It is through these experiences that one can truly be acquainted with the purposes and reasons for sacred site designs. There will be more on shamanism in further chapters.



Ordy, Poland

We know these spots as Sacred Sites. The main advantages in the vortex aspect of these sites are the timelessness of it. These spots have direct connections to multi dimensional aspects and shortcut the time required to witness the results. With this realization structures were built to harness and focus the energy, much like a magnifying glass focuses light.



Carahunge - Zoratus Karer, Armenia


The truth is if one is not a practicing shaman there is absolutely no way to understand the complicated unperceived realities that shamans dwell in. Studying these rock formations on any academic level will never bring one closer to the truth, as one has to work within these unperceived realities to truly understand. This is not something that can be taught in a classroom as it has to be experienced. This experience is also an individual accomplishment and not something that can be translated from others, as it typically involves multilevel multidimensional “downloads”. When shamans get together in an organized group to create formations like the above Carahunge Circle they are sharing personal knowledge with others that understand the secret language of the shamanic world.

Chapter 3

Where did the Stone Circle Information Come From?

The most direct answer; the shamanic world of the past, but it is still available in the present time.

No one knows when the shamanic practice started but it can be demonstrated to go back thousands of years.



A cave relief showing a Magdalenian shaman in ceremony.

Shamanism is a practice that involves a practitioner reaching altered states of consciousness in order to perceive and interact with non physical realities (the spirit world) and channel these transcendental energies and knowledge into this world.

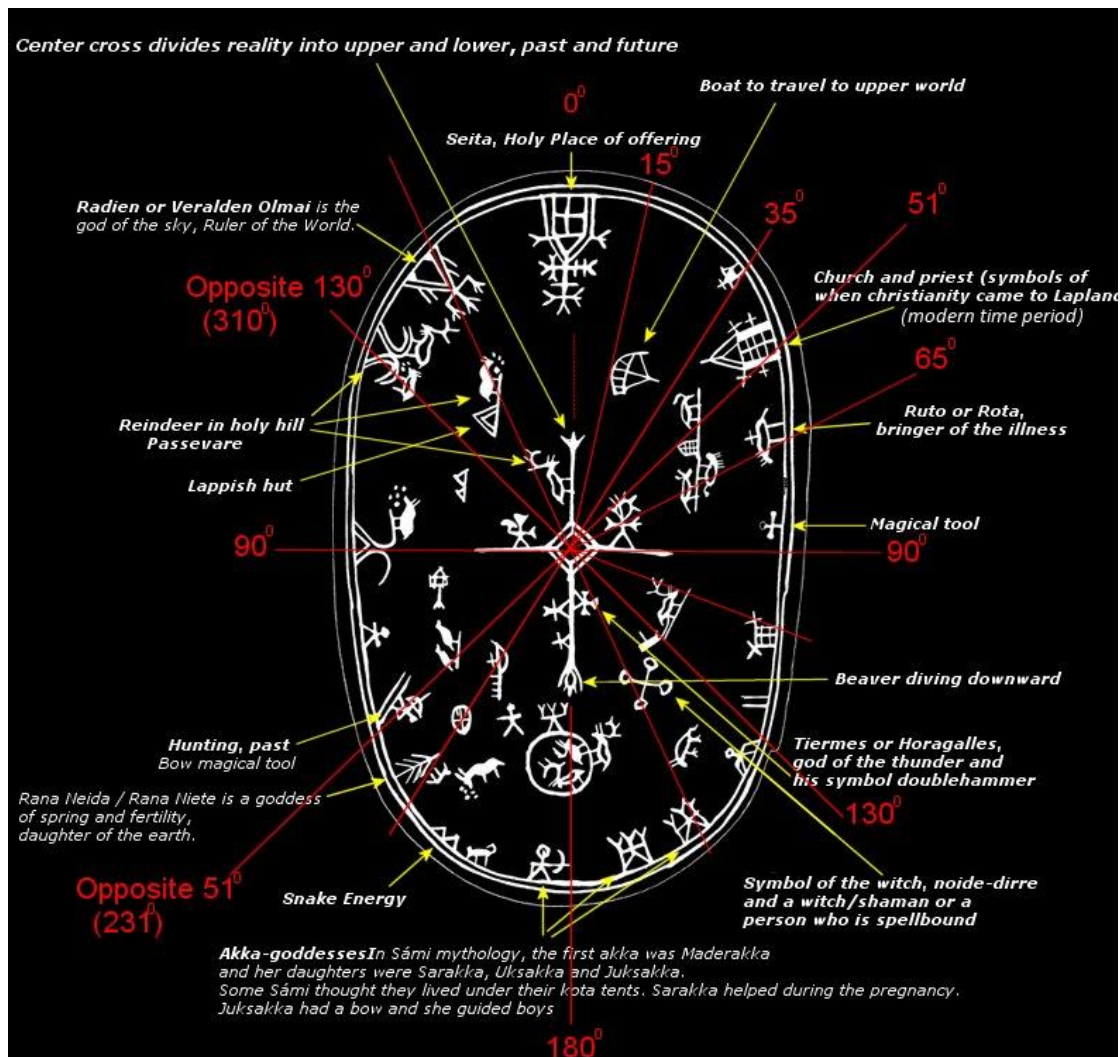
The term shamanism was first applied by western anthropologists to the ancient "religion" of the Turks and Mongols, as well as those of the neighboring Tungusic and Samoyedic-speaking peoples. Upon learning more about similar practices around the world, some anthropologists began to use the term to describe this practice in all cultures. In today's modern world it is also used as a generalization to describe this ability, regardless of the culture or time period.

The knowledge gained from past shamans can be seen in permanent structures like the stone circles. It is the permanencies of stone structures that have allowed modern people to see a presentable knowledge, but with no understanding of what this knowledge prescribes. Time and thousands of generations have erased the pure understanding, but small diluted amounts have survived in what is now called Feng shui and Vastu Vidya. It can also be seen in use from some old shamanic drum diaphragms from the Sami culture.



Note: The more reclusive or withdrawn a shaman appears, the more powerful they likely are. It is only the "showboats" that need extra theatrics to demonstrate perceived power. If you see a shaman covering their face with a mask or veil of rope it is to signal on watchers that they are now connected to the other side of reality, and not to be taken or mistaken for their human form. This is especially beneficial in communities that know the individual personality. It is also to shield people from contorted facial expressions that they may go through when connected to powerful energies. If you have never experienced powerful energy entering your body; then it can be compared to being electrocuted, and in some instances with the associated pain. The more one connects to any level of energy the more one becomes intergraded or resonate with that vibration of energy. The contorted facial expressions typically come from connecting to unfamiliar or different levels of reality that a shaman is not familiar with.

Michael Harner refers to the veils as Sonic-Optic Driving. He has noted that when a shaman in ceremony swings their head from side to side in (low light conditions) it causes the perception of ordinary reality to be interrupted by darkness. He explains; *“Just as the drumming produces a result in consciousness called auditory driving, especially for journeying, the swinging eye-curtain fringes seem to constitute a kind of coexisting optic driving. The two together results in what might be called “auditory-optic”. The drumbeats with the swinging of eye-curtain fringes “break up” ordinary reality, helping the shamans pass through to other worlds”.*



(The angles are the most important feature and will be dealt with further into the book; see chapter on Shrines)

A Sami Drum with a center cross that divides reality into upper and lower worlds, past and future, and provides a template for cultural needs and experiences within the prescribed divisions.

Many different cultures have had shamanistic drums. Just a few cultures had their drums painted. Sami people from Scandinavia are one of these cultures. Along with a Siberian tribe (Yakut) they used to paint symbols on the drum's diaphragm.

The drums of Norway and Sweden usually have a cross in the center of the drum (heliocentric drum). Finnish and other northern Lappish drums have drums with three layers (Lower, Middle, and Upper Worlds). Some drums have both the cross and the layers and yet others will have a world tree or world pillar in the middle of the drum.

("Many drums were taken out of their use from the Sami ownership during the 18th century. A large number were confiscated by Sami missionaries and other officials as a part of an intensified Christian mission towards the Sami. Other drums were bought by collectors. Between 70 and 80 drums are preserved; the largest collection of drums is at the Nordic Museum, Stockholm". – from Wikipedia)



Cumbria Gunnerkeld Stone Circle, England

Chapter 4

It's All About the Angles



Muzoura - Mezorah M'Soura, Morocco



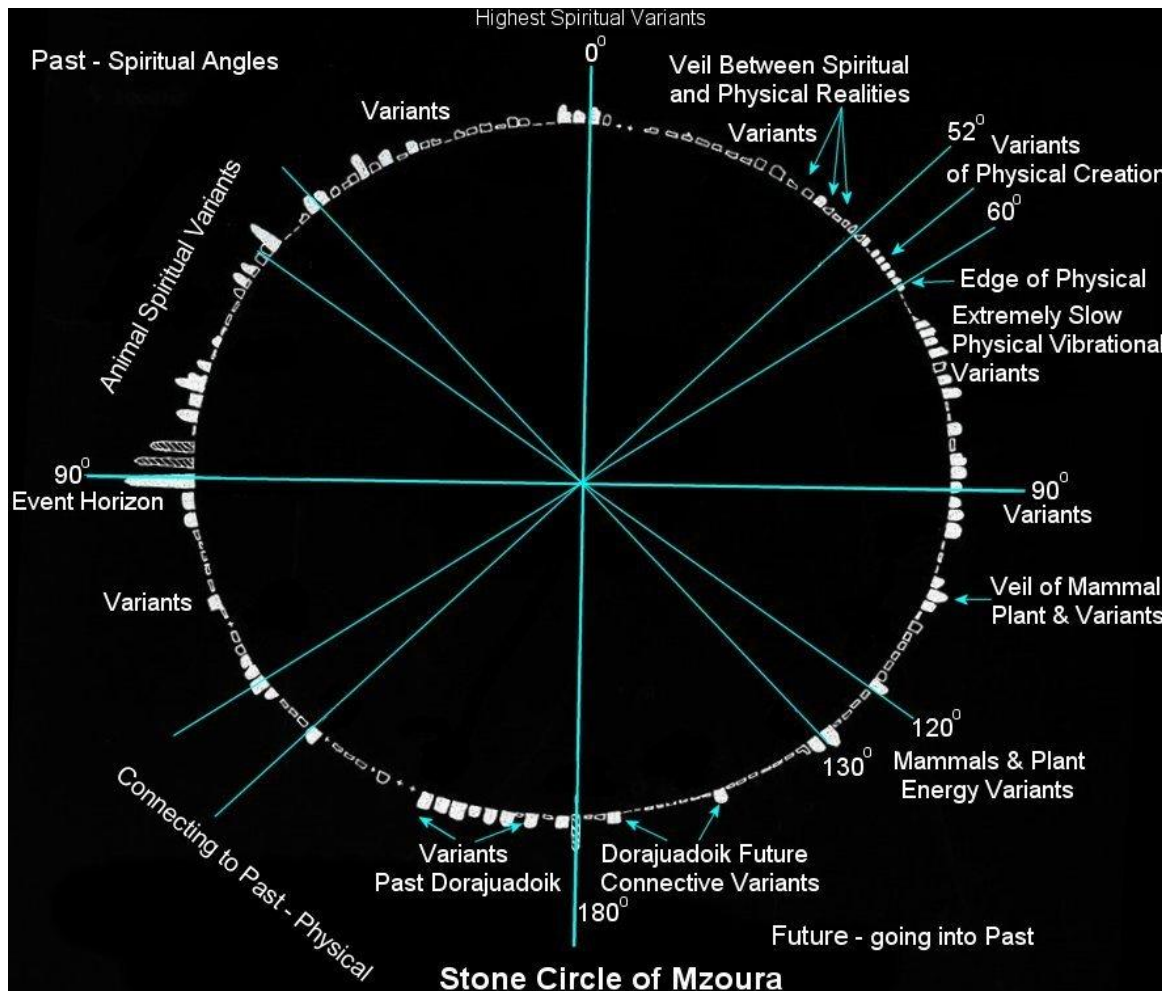
Aerial View



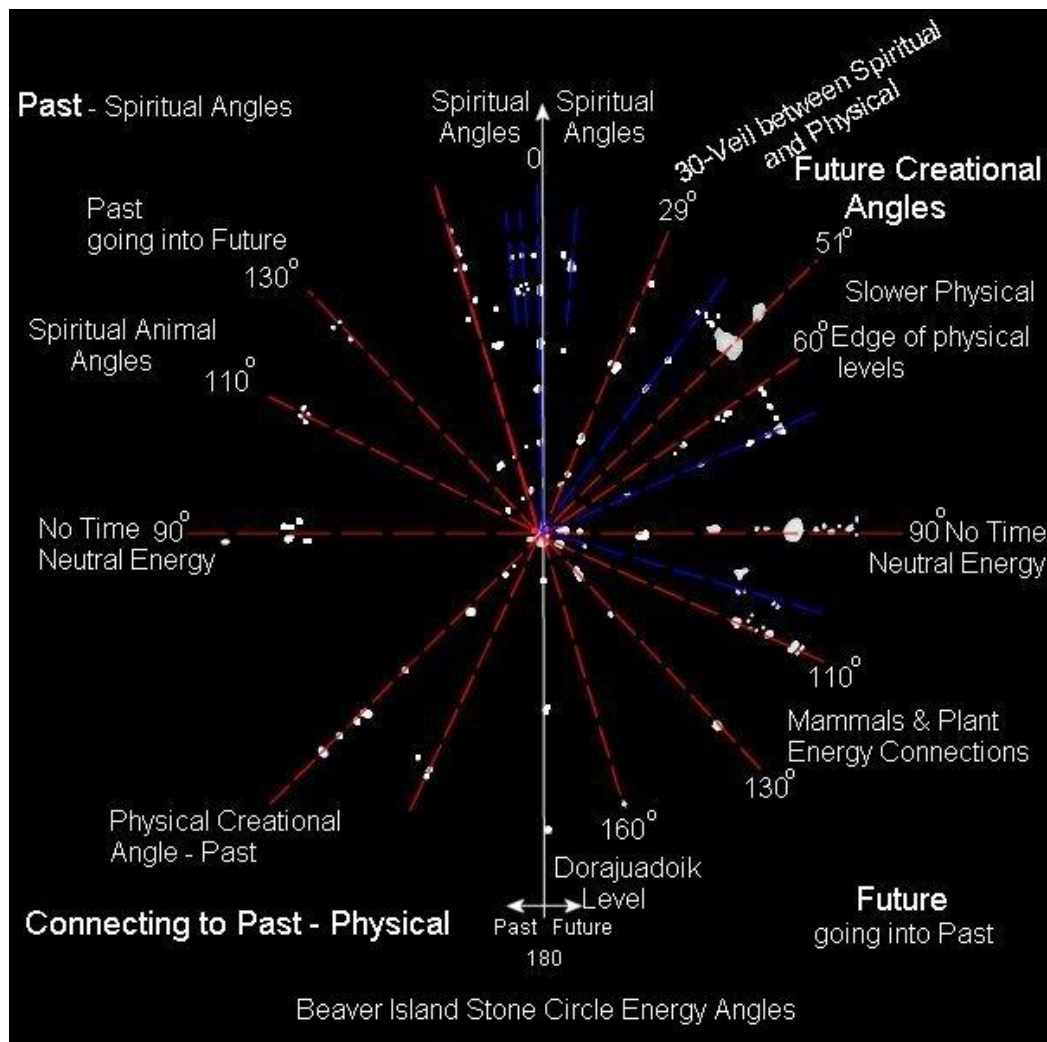
Web based diagrams of ancient formations without a lot of discrepancies are almost impossible to find. Most diagrams one can find to draw any concrete conclusions lack actual stone alignments with the diagram or don't have good overhead photos. This can be seen in the above example, with the green arrows showing the stones that don't fit the diagram.

As you can see above; the web supplied diagram overlaid onto a Google Map photo shows the inaccuracy of the diagram; but does offer some useful information in determining what energy was being utilized at this site. To understand the original shamanic purpose for the site one needs a proper accurate diagram, with true north shown. From this I can determine the points of interest they had with their alignments and what aspects of universal creation they were focused on. These alignments are outlined in prior articles (see "The Schematic of Time and Ancient Sites") and are not typically for celestial focuses, unless the celestial object is used as markers for the

energetic angle. Many sites are using celestial objects as "Waypoints" to determine direction and angles of the Universal Anisotropic Angle (explained further into the book).



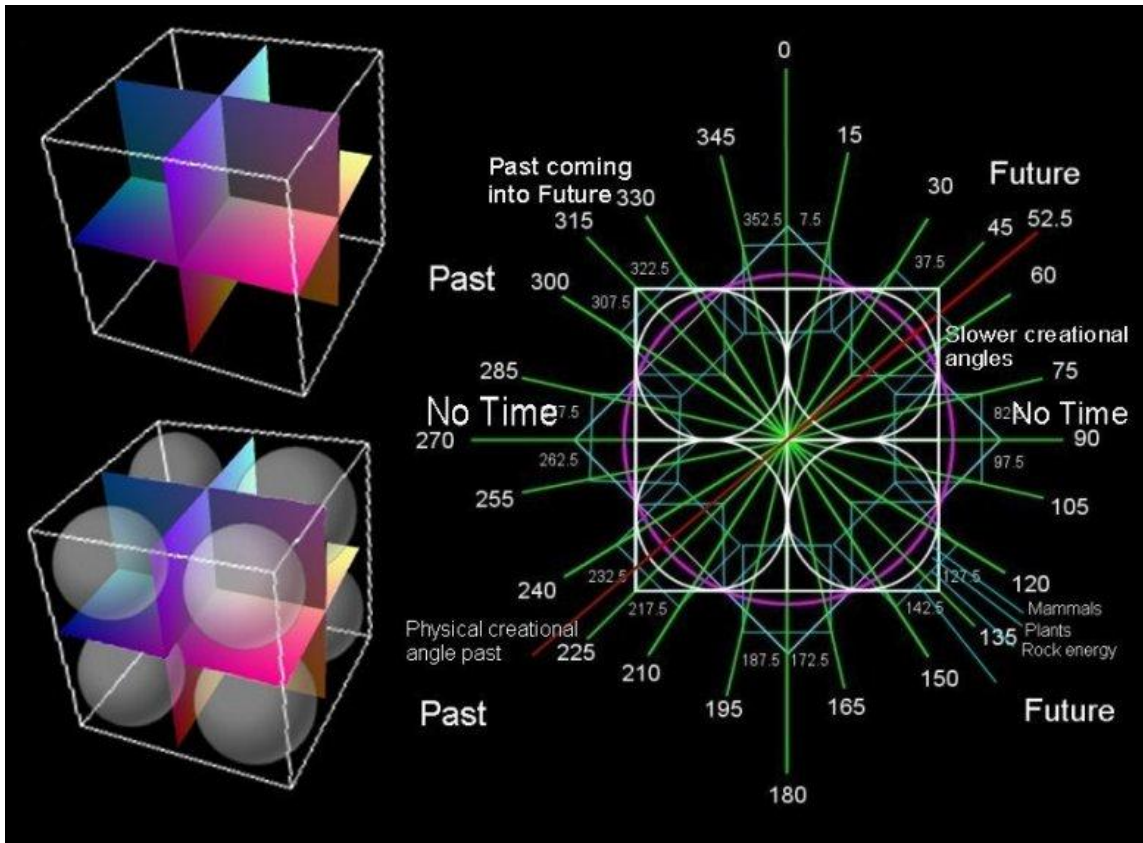
Shown in the diagram are what the alignments actually mean to a shaman working with the universal energy connections: The blue lines marking stones are variants that are more than likely due to precession of the equinox. The Dorajuadoik is a lower vibrational field (Lower World) entity of profound strength. For more understand of the term Dorajuadoik see the Shamanic Worlds chapter.



Beaver Island, Michigan USA

The same diagram and energy lines, but on the other side of the planet.

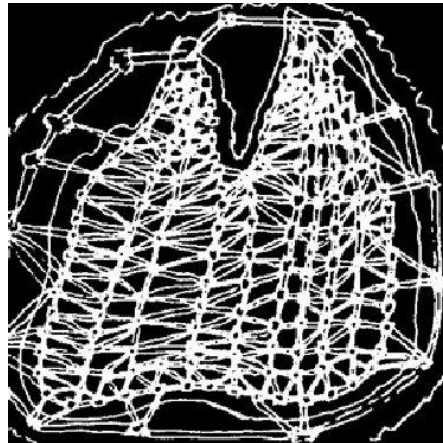
If you are wondering why future and past are found in opposite time directions on the same side of the sphere it is because of the flow pattern. All energy spheres are composed of 8 inner spheres. These 8 spheres all rotate independently and in their own directions. All 8 contribute to the whole (main sphere) with their flow, dictating the flow directions of the outer shell of this main sphere. These inner spheres are also on a different dimensional level. For more on this subject see "The Schematic of Time and Ancient Sites" and diagram on next page.



Shira, Republic of Khakassia, Russia - Photo by Dmitry Antipov

The Aboriginals of Australia called the Ley Lines “Song Lines”. Below is an Aboriginal string map by David Mowajartai showing these lines. The Song Lines were depicted as straight lines connected by nodules. They represented links for common communication between the tribes (one of the main purposes of the North American Medicine Wheels). The original Aboriginal story tells of how their ancient ancestors created these lines on the earth’s surface by their wanderings across the land during their daily activities. (There is a deeper truth to this as repetitive human activity does create energetic lines of conscious memory.)

To the Aboriginals each sacred spot along the way would have its own ritual, song, imagery (rock or body painting) and sacred object. They had no concept of a defined block of land; their words for land related to lines and ‘ways through’. (Ley Lines will be addresses further into this book.)

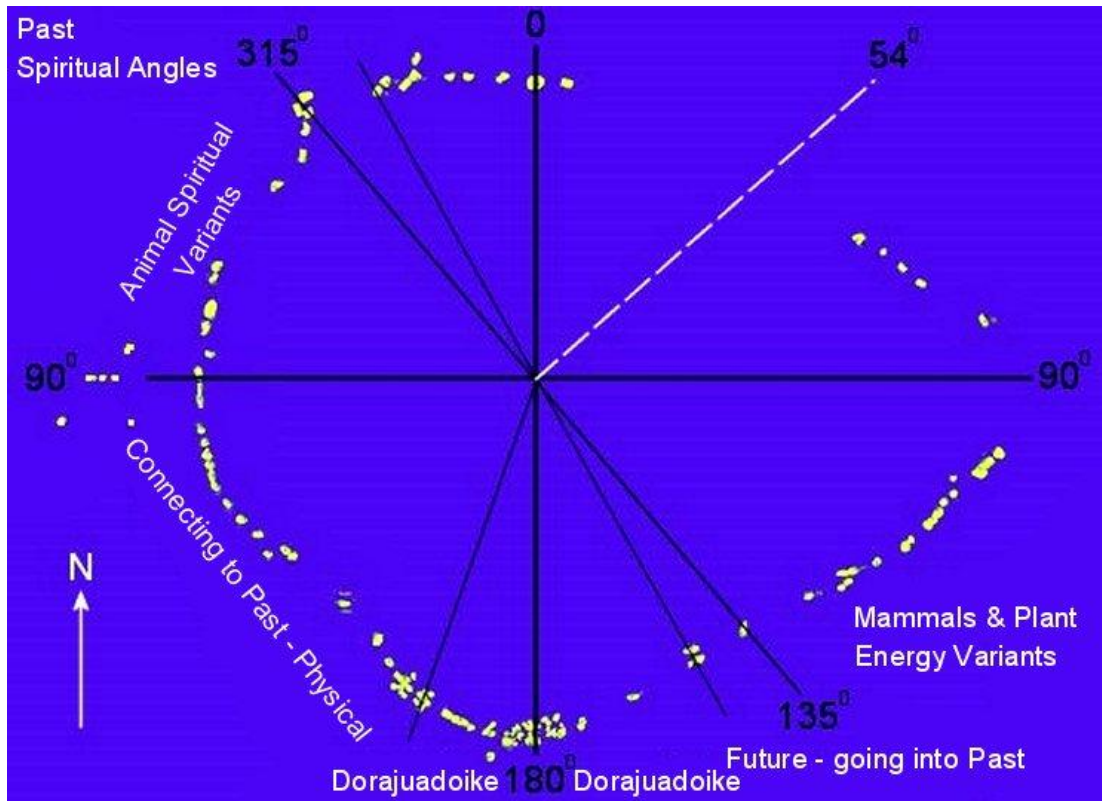


Aboriginal Song Lines

On the next page is a stone circle site from Australia that shows the same understanding as those mentioned above. As all sites do, they show what the shamanic builders were interested in; from spiritual connections to cultural needs and just general survival. As one knows the pre European Aboriginals had much different interests and values than say European cultures. This culture had no need or desire to create materialistic or tangible “opulence”. They appeared to live in the spiritual world of animals and earth based survival interests. This is why stones are missing in the “50ish” angle zone.



Wurdi Youang Stone Circle, Australia



As you can see in the above diagram the physical creative energetic angles are void of any rock (52- 54 degree angle). On the other hand the physical past (other than creative aspect) is of interest to them. Animal spiritual levels and Dorajuadoik level are also there for their needs and interest. Notice how exaggerated the east side is to extend into the interest angles. (Refer above to Mzoura diagram for more angle descriptions.)

(There may be some truth to the Washington DC design around creating power for a capital. - <http://dcsymbols.com/dcgrid2/2grid.htm>)



Safronovsky - Republic of Khakassia, Russia

<http://geolines.ru/eng/research/?place=0&object=2>



Oshoro Stone Circle in Otaru, Hokkaido

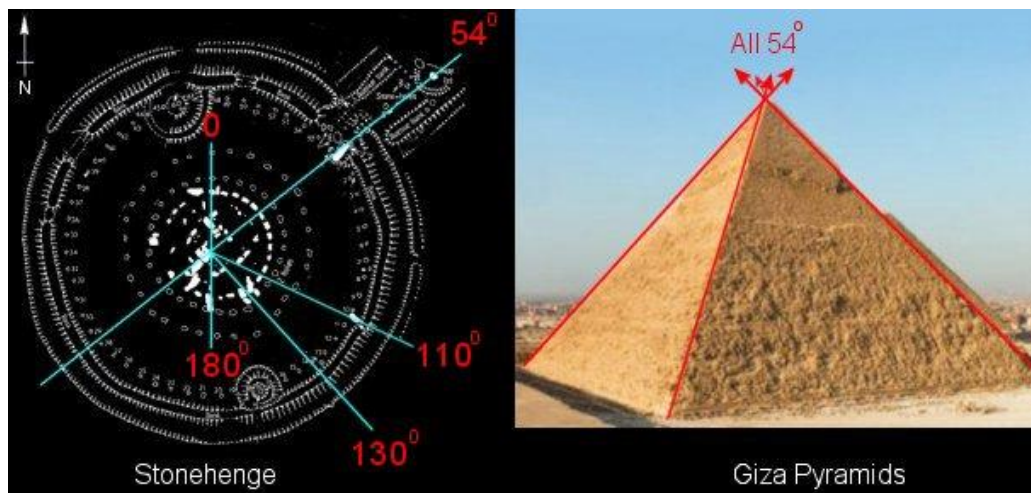
Chapter 5

Creating in Stone

The basic understanding and design is to create a circle of stone. This simple form was recognized thousands of years ago as an energy collector in which shamans could enhance their abilities. As shamans became more knowledgeable through interactions with other realities or through experimentation, the circles evolved into having specific stone placement.

As more time went on ancient shamanic cultures saw the benefits of the “50ish connection” and started to enhance this creative connection. This angular region enhances ones consciousness with the ability to create quicker and more effect in the physical environment. Soon cultural needs would also influence the shamans to focus on angles of power, eventually to a point that power and greed took over the original understandings of how the circles worked. It was at this point in time (around 3500 BP + -) priests and leaders were using the sites as temples and ceremonial gathering places.

This can be seen in larger (communal) sites like Stonehenge – see diagram below. Developing more towards the focused 50ish angular degree can also be seen in the Giza Plateau Pyramids. The structure now becomes a machine, one capable of focusing in all directions of the 3 dimensional world. There is no mistake ancient Egyptian priests knew how to take advantage of the “materialistic” creational levels of 50ish angle.



Even basic stone circles pool energy and that remains latent at the site. Over time, with different shamans working at the site these energy layers become entrapped in the stone circle similar to radiant heat being stored in rock. The energy and information is only accessible to those that can resonate to the individual level and frequency. That is why a 3 dimensional consciousness cannot access the energy at a site, unless he or she has prepared for this level of connection. This includes shamans, past or present.



Bashkir Stonehenge Akhunova, Russia

Without full awareness working with sacred sites can result in uncomfortable expressions. Part of this is the lack of realization of the site's specific powers or abilities. No two sites are the same and no site will have the abilities or strengths of a site that may be only a few yards away from its location. Each site is specific to its angular connections and to what prior work was performed there. This is part of the reason why some sites have more than one circle in the same immediate area.

The expressions of work performed at a sacred site will still be there as an overlay energy. An example of this would be entering a sacred site that was used and designed to research sacred geometry with intentions of personal growth. The results would probably not be as productive as one wanted. With this in mind it would be more productive to find a healing site. This is the biggest mystery of the ancient sites. One

must know what work the site was intended for, then with knowing the vortex's preloaded abilities, decide if that is of interest. For more on vortices and energy portals see Vortex Chapter.



Stone Circle, Tie Creek Manitoba, Canada

Working with the physical 3 dimensional aspect of the "50ish angle":

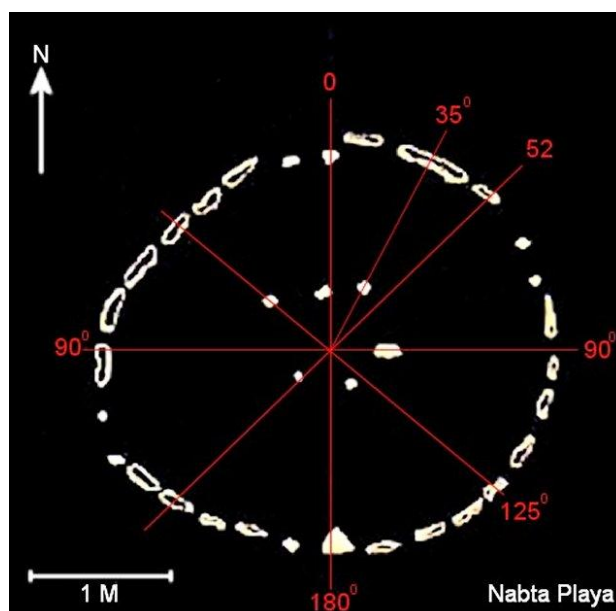
If your style is highly intense and you think in vivid mental emotional images, these will be swiftly formed into physical events. If you are also of a highly pessimistic nature, given to thoughts and feelings of potential disaster, then these thoughts will be quite faithfully reproduced in experience. The more intense your imagination and inner experience, therefore, the more important it is that you realize the methods by which this inner experience becomes physically real. Your thoughts and emotions begin their journey into physical actualization at the moment of conception. If you are a negative orientated person that happens to live in or visit a vortex area where the coordinate environment is strong, then it will seem that you are deluged by illnesses or disasters. That is to say if these are the nature of your thoughts, because all thought is so fertile in this environment.

On the other hand, if your feelings and subjective experience are fairly well balanced, fairly optimistic and creative in a constructive manner, then it will seem to you that you have been blessed with unusual luck, for your pleasant suppositions will come to pass so quickly. This is why these areas are called "intense areas" or "power spots". They literally intensify creation by speeding up (in our perception) what we are capable of on an intellectual, emotional, and physic level.

One of the largest earth vortexes can be found in the Middle East. That is why we see on the news so much movement and discord in that region. The hatred and distrust goes back thousands of years. The intensity of the area will accelerate this hatred and mistrust because of the intense energy of the area. This energy source is neutral (as all are) in nature but will co-create with the emotions of the residents, past or present. Because of the productive nature of the area, the only way out of this present situation is to convert the respondents to a balanced state of love and trust.



Nabta Playa, Western Egypt



The Nabta Playa site is the same basic design, but a long distance away from all the prior sites shown. Unfortunately I could not find any accurate diagrams, or better yet an overhead photo. This was the best I could do with the diagrams available.

The corporeal side of it all:



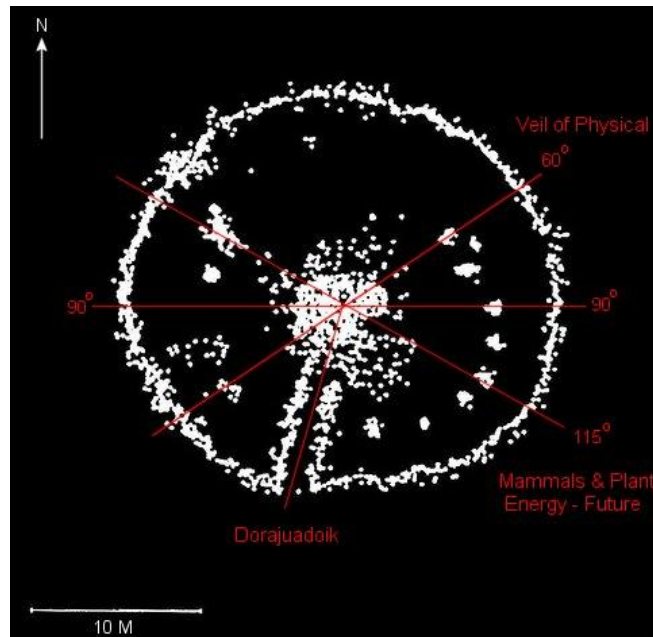
Knowth site, Ireland – instructional diagram for ancients.

Even after finding a power spot and having the knowledge to connect to the proper elements it was not as easy as we think today. Without compasses or charts the ancients would first have needed to find north, as this would give them all the other angles needed. They did this by first hammering a wooden stake (called a gnomon) into the ground (see above diagram). A circle was then drawn around it, using a piece of string twice the length of the height of the gnomon. Where the shadow of the gnomon touches the circle at sunrise and sunset marked the east and west directions. (See the reason why sunrise and sunset became icons.) Two large circles were then drawn using these intersecting points as their centers. These were called the “head and the tail of the fish”, indicating true north and south. The intermediate directions were located by drawing four large circles using primary compass points as their centers and where the circles overlap indicated the exact compass points, as in the above diagram.



Roy River Medicine Wheel - Leader, Saskatchewan, Canada

Each ancient sacred site (regardless if it is the same culture) will have its own energy design. This will be a design set up by the originators of the site. Over time other shamans with slightly different intentions, knowledge, and desires would more than likely try to redesign the site to their purpose. This added energy work along with the originators energy will still be there, regardless of the time duration. The problem comes in interpreting the site in modern time frames. Most large sites will be a compilation of different designs or modifications. Regardless the site's abilities, which would be geographic position and relevance to universal structure, the energy will always be there and with all its variants, layered throughout the site. Also over time new shamans came and went adding or subtracting physical elements and thus changing some of the site's original focuses. Each shaman will have their own agenda, desires, and abilities. These past individualities are always recorded in the background energy profile of a site. This is why novices without complete balance or an understanding can be drawn into different energetic purposes that were never part of their, or the vortex's unique flavour.



Roy River Medicine Wheel - Leader, Saskatchewan

Ancient shamans understood how and why these spots were created for they researched the information much in the same way I have, through connections to the nonphysical realms. They understood the relationship between the universe and how its supportive foundations and structures could be used to enhance efficiency in their work and desires. Along with this knowledge is the understanding of how placement or location is one of the prime ingredients. (These earth energy spots are the bridge between desire and fulfillment.)

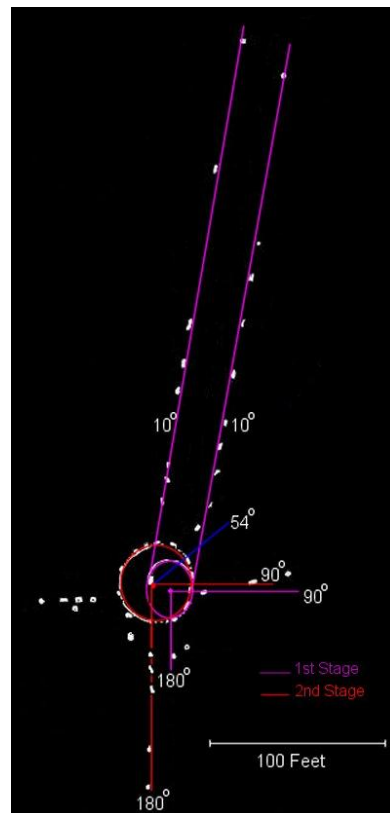


Caguana, Puerto Rico

Shrines are in every part and aspect of our physical world. We just need to recognize this and it will help us in our abilities to create more powerful shrines. Most ancient sites were built with this in mind and were very powerful for the owners (at the time). In today's alignment they have lost part of the energy flow due to Earth Procession. As Earth's tilt shifts so does the connective efficiency or positioning of the elements in the site's construction. This is why some pyramids were rebuilt every 50 some years and why some sites are abandoned all together. It was recognized that building a new site was easier than redesigning the old one to the perfect angles.



Callanish Stone Circle, Scotland

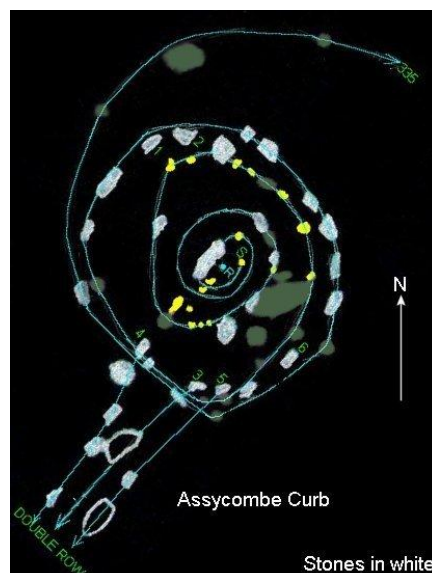


I would love to visit this Callanish Stone Circle site. In all appearances it has the potential for a very powerful but higher vibrational ability, in its days. The Original stone circle is smaller (shown in a mauve color). This smaller circle has 2 – 10⁰ lines of energy connected to it, as shown above. The 2 lines are more than likely grid lines and from the angular direction would facilitate a higher vibration into the site. The vibration would be collected into the stone circle's theatre.

Later on in time as the significance of the site became known a larger circle was added (shown in red). With more available labour and the concept that bigger is better (it is not) they constructed a larger circle, but to save time or effort they built it to the side, reducing the whole effect. They added the 180⁰ and 90⁰ but shifted the vibration of the site by being off center of the Grid Line's full connection. The exception would be that the grid line moved to the west, in which case they knew what they were doing but did not bother with another stone row. Research at the site (Dowsing) would clear this question up.

In this site the 90 degree event horizon is there for both circles (it had to be adjusted for the larger one with a new 90⁰ line). The 180⁰ grounding lines are there for both circles. There is even a stone aligning to 54⁰ degrees for the larger circle, which would be typical for more future needs of a cult system.

Many years later a burial was added to the site by a culture that was obviously well outside of the original understandings. Because of this I have eliminated it from the aerial photo and diagram, as it has nothing to do with the stone circle itself, any more than if were a modern microwave tower.



A similar site Assycombe or Assacombee, England - dowsing by Ian Honeywood.

This is the biggest problem with ancient sites, separating the original knowledge from later unknowing cultures; is not that easy. As with all sites it would be beneficial to have accurate diagrams. A surveyor's diagram or a well-centered overhead photo can only achieve this. Personal drones and balloon cameras with a north marker on the ground is the answer.



Crimea, Ukraine



Komakino Site, Japan

Chapter 6

The Shrine in Everything

Shrines; the essence of what stone circle are.

A Shine is a personal collection of different energies for the enhancement of one's own life, regardless of the focus. Shrines are typically a collection of objects (or pieces) from various origins that can enhance a person's abilities, all being relevant to individual desires.

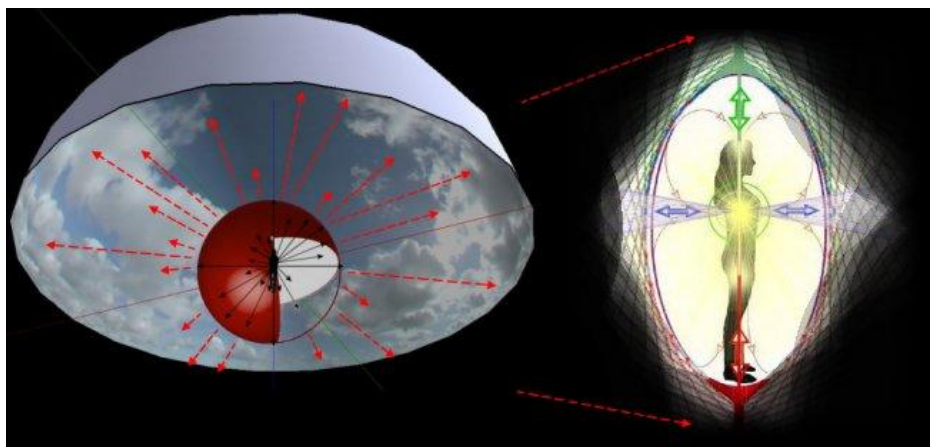
I cannot over emphasize the importance of shrine work for a shaman or energy worker. When created and used with mudras they are very powerful doorways into "All There Is". Mudras are the secret part of the shrine's power, as the mudra becomes the dial that connects desire to structural power. The second part of this secret is the mudra has to be done in the proper angular position, in relevance to the shrine.

Shrines are in every culture, religion, and in our homes regardless of whether it is recognized on a conscious level or not. All religions use them as recognized objects of worship from the iconic objects to the actual temple design itself. Shrines go back in history for tens of thousands of years and have their roots in shamanic understandings. Imprinted into the human psyche for thousands of years they are still being expressed, but many aspects and understandings of the old shamanic traditions are lost. In modern times and in every corner of the world shrines have been adapted by current religions. The simple kneeling and prayer position in front of a religious shrine shows the angular dialling of energies that a person is undertaking with this body position. Unfortunately many are not aware of the process or the abilities around this, as the information has been lost for eons.




Shrines work; for any energy aware person it becomes the most efficient way to move and control energy. This because one connects to the matrix or structure of the physical and nonphysical universe. The structural design of the universe, even on the most basic levels are still unknown to science and yet most ancient sites were designed with this in mind. They were not built to align with astronomical objects. There is no great advantage to this, although astrological positions were used as markers to find the angles that were needed. The universal structural knowledge can be found in the Free Book "The Schematic of Time and Ancient Sites". Without this complete understanding of some basics of energy flow that shrines and sites perform for the individual the only other way would be to allow spirit to guide you. I cannot overly express the value of this work for any shaman or energy worker and the abilities that it gives one when done right. 90% of the information on my website and books were gleamed using the shrine-mudra method, along with Remote Viewing and OBEs as "vehicles".

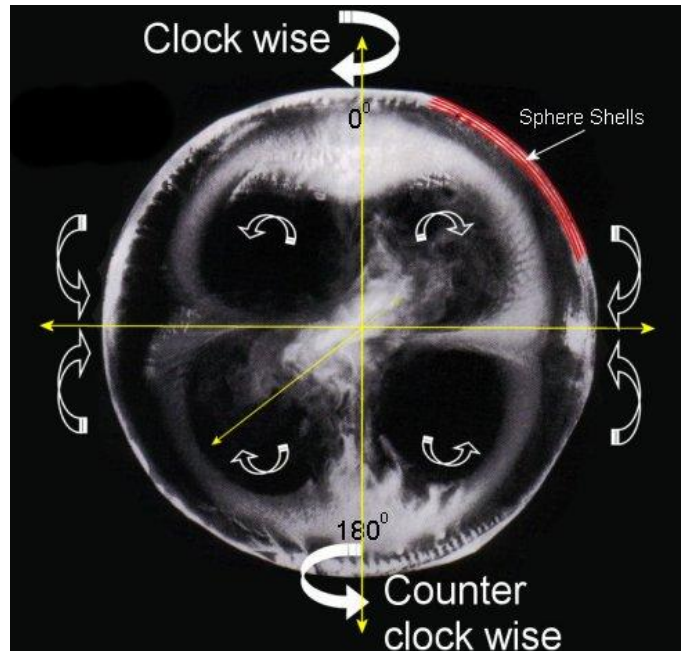
In order to understand the flow of energy needed to support ones existence in this reality we need to start with the physical body. All around our physical bodies are an energy field that is spherical shaped. This energy sphere is always there and it connects to larger spheres of energy that support it. This includes the larger sphere of our Earth Reality and its ability to support our existence in the physical. These larger spheres are responsible for the energy that maintains our home sphere, our community, and so on until the universal energy sphere is reached. We are connected to all of them by virtue of being in the physical universe. There is no exception to this rule, as it starts at the atomic level and ends up in size with the largest celestial objects and universes. Everything that exists has an energy sphere and it is connected to the matrix of everything else in the universe, physical or nonphysical.



If you are curious about these connected lines, you can check them out with dowsing rods in your own home. The best places to look are in areas you spend the most time. Obviously your bed is one of these as well as in front of a sink, computer, TV, and so on. If you dowse it carefully asking the right questions you will find straight lines of energy connecting all parts of your interior living space. You will also see hubs of energy in this space that are connected with each other. These hubs are called vortex portals and are very important in this type of work. There are typically lower and higher energy flows that move in opposite directions from the core of this localized energetic sphere. In all vortex flows there will be a balance of energy, including the larger universal portals called Black Holes. These too will have an adjacent portal of opposite flowing energy (White Holes).

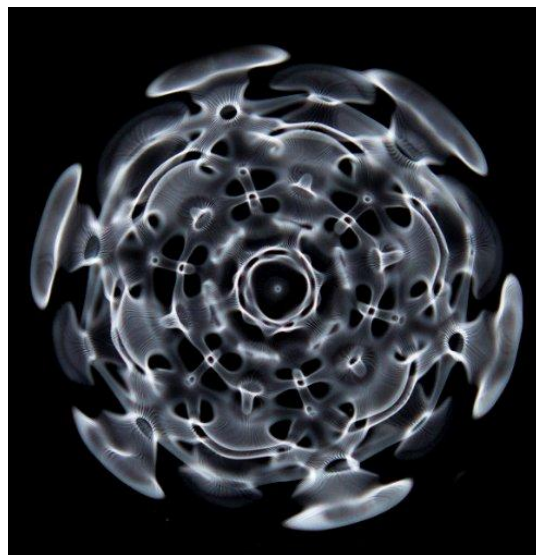


On the basic nonphysical level of creating (just prior to the physical) the sphere is a structure of balanced energy flows. These flows are the axis portals that create and form the sphere itself. They are axis energy currents that run through the center with upper movement known as 0 degrees, and downward flow as 180 degrees. The other main currents are at 90 degrees from the vertical axis currents. These four 90 degree flows are known as the event horizon portals or horizontal axis and are responsible for creating and maintaining the physical reality. This includes the elements at an atomic level. All the angles in between these main coordinate flows are combinations of the energies, with specific angle strengths leaning towards the closest flavour of an axis. To understand how a shrine works you must see it in a 360 degree fashion and in a three dimensional structure containing every possible angle.



A Hans Jenny photo of a harmonic sphere showing the energy flow that supports and creates a sphere. This photo is only a slice of the complete sphere, as the completed sphere has 8 inner spheres or chambers.

For more on the topic of shrines, how to recognise them, and work with them see Recognizing and Working with Shrines chapter.



A modern Cymatic photo from: http://cymascope.com/cyma_research/physics.html

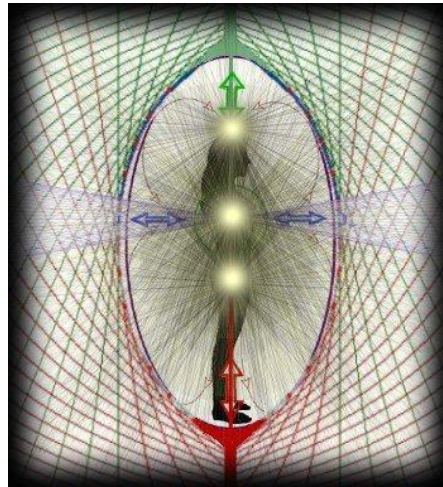
Chapter 7

The Mudra



Many people practise meditation using body positions called mudras. Mudras are unique body positions usually involving gestures with hands, fingers, and arms. Extending this to the rest of the body it is known as Yoga and Tai Chi. They all work by connecting the exercise to specific energy angles. Unfortunately half of the benefits and usefulness of the experience has been lost in history. Randomly doing yoga or a mudra without being conscious of the directions or what energies are being connected to is inefficient and sometimes a waste of effort. Just as one knows in a yoga position that proper body alignment is crucial; so too is the proper alignment to source energies. Full efficiency of any posture is never gained without this complete and full alignment.

This applies to whether one is in a vortex area (ancient sacred site) or not. Mudras can be extremely powerful, if used with the proper angles associated with the universal structure. Every position that a body operates in throughout the day connects its vitality or life support to its energy sources. The energy of one's higher consciousness runs through thousands of energy strings that originate and are facilitated by the universal structure. As described in my prior books and web articles all energy in the universe runs along specific angles and structures. This includes the designer itself, consciousness. Facing the proper direction and utilising the appropriate mudras or yogic positions will bring quickness and efficiency in strength to the exercise and desires. Each angle in a mudra or yogic stances is specific in energy that the body is taking in.




This is why most of the mudras and yogic positions need revamping with enhanced awareness of directions that one should be facing. The reason I bring this topic up is because shamans at ancient sites were aware of this and applied these understandings to their ceremonies and work. As an effective shaman or energy worker you set up or are aware of the “shrine” in your environment (your home, workplace, and so on).



The mudra is the key to activating a shrine. Mudras are similar to shrines in that they connect to the energy lines of creation. They unfold in every movement life takes as there is not a body stance or action that is not a mudra. Each movement of your body is a result of a need or desire to create. This is accomplished through consciousness,

which does not reside in the physical body. Consciousness is nonphysical and uses the physical brain to articulate its desires through neurological expressions. This requires the appropriate energy angles that are alignments from nonphysical structure to physical structure. This flow is constant, for when it ceases so does your physical creation. The simple moment of a finger requires this connection to the physical brain and other involved body parts. It is through this process that the mudra becomes a switchboard to the universal network. Our bodies shape and positions are all part of the supportive energies that maintain our existence in a reality. All orchestrated by consciousness, whether one is aware of it or not. In a shrine or sacred site upward angles are flows of higher or finer vibrational energy and lower angles are connections to denser world vibrations. All angles are equal in quality and importance for if one flow is dominating over the others, the imbalance is seen in the biology and mind of the person.



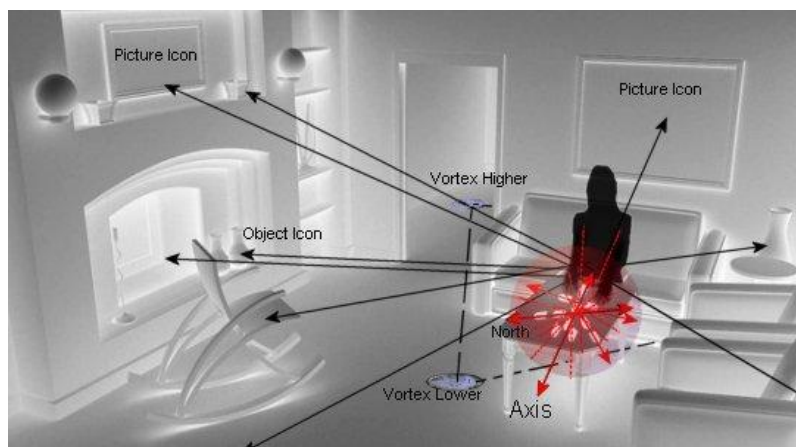
An ancient shaman demonstrating an experience with energy and a mudra position.

Chapter 8

Recognizing and Working with Shrines

Stone Circles are in essence shrines as they are “machines” that enhance and collect beneficial energies. To understand all the aspects of a stone circle one needs to understand how they work, within and for human creation.

Sitting in your favourite room, focus on your body’s placement. See its position in relation to one or all the vortexes in your living space. This is the easiest way to see the supporting angles of energy that flow in and out of your creation. If you are co sharing with others in this home the positioning or design of the room elements will be harder to dissect, as others have some creational design here too. In your room of choice, position yourself on “your” chair. As you sit there, look around and see the placement of every object in the room including the TV, bookshelf, pictures on the walls, and so on. Using a compass will tell you where north and south are. Using this axis as a reference point, you will be able to determine the angles of all the objects in the room. Look at these objects and see what they represent to you. Is it on a level of physical support, emotional balance, spiritual support, or is it intellectual. This will give you a basic understanding of what angles of energy flow are supporting your creation in this reality. These angles of energy are supporting your life and have been chosen by you on conscious and unconscious levels. There are no mistakes in this, as life is your creation and if the purpose of the object is detrimental or beneficial you will feel it. If the room does not allow an efficient flow of energy (straight to line source energy) then they will be bent or have a longer paths of energy flow. This can translate into slower time and strength aspects of supporting energy, inefficiency in connecting. The connection will always be there it is just a matter of efficiency of flow.



We all live inside our personal shrines called home and community. The design is not random or haphazard, but it is a design of our nonphysical consciousness. You may think that you have purchased an existing house layout, but I can assure you that you have been looking for this design for years. It is all done from the nonphysical aspects of our higher selves. Our home's position in the community and placement in the environment is by choice. This choice is fundamentally for the greater purpose of our present and future needs. Likewise the furnishings in our home are a product of our subconscious. This part is easier to see as it is closer to the physical conscious part of us. The arrangement of everything in our life is a reflection of all our aspects from the physical to the highest nonphysical levels. Shrines are blueprints of the psyche or templates of the presence, in physical form. See them everywhere you look for they are there for those that want to see.

An artist creates a painting putting together elements on canvas. Colors, objects, and the positions are the artist's shrine and message to all that can read it. This is an unspoken energy flow (a shrine on canvas) that others can recognize on subconscious levels and appreciate. Those that do not recognize the artist's energy shrine will not resonate to the painting. This is why some art is more popular than others are. It is not to say that the unpopular art is not great, it is just not as widely recognized by the majority of the public.

Shrines are in every part and aspect of our physical world. We just need to recognize this and it will help us in our abilities to create more powerful shrines. Most ancient sites were built with this in mind and were very powerful for the owners, at the time.

Unfortunately these sites have lost part of the energy flow due to Earth Precession. As Earth's tilt shifts so does the connective efficiency or positioning of the elements in the site's construction. This is why some pyramids were rebuilt every 50 some years and why some sites are abandoned all together. It was recognized that building a new site was easier than redesigning the old one to the perfect angles.



Shown on the last page is a typical shrine pattern that I have used for 90% of the information contained in my website and books. The method performs like a focused “steering wheel” for OBE’s and Remote Viewing. It sets one up to a connective level some would call the Djinn Level. On the right is an actual Mayan shrine found in a recent excavation. The objects as well as their positions were important for their work and relevant to the energies or connections that were being utilized. In my shrine on the left, I was at the time researching some of the material for this book. The Mayan leader that created or worked with his shrine on the right had a different focus. As you can see there are statues of different people, of different position in their society. This shrine would not do well for the work I was doing any more than my shrine would accomplish his desires. The pattern changes with the week, month, and so on but mostly on the subject matter that one desires. The journeys and shrines I used for researching subatomic structures would require a different pattern, than researching into the Clovis culture.

Remember the Mayan leaders were a shamanic order and in a shamanic driven culture. They had abundant resources at their disposal. This is not something readily available for today’s shamans. Governments and private investors are not interested in funding research from this level. It is very obvious that it worked in the past for the Maya and other advanced civilizations. All shamans, past and present have the ability to access very advanced technologies and knowledge.

The early stages of creating an ancient stone circle:

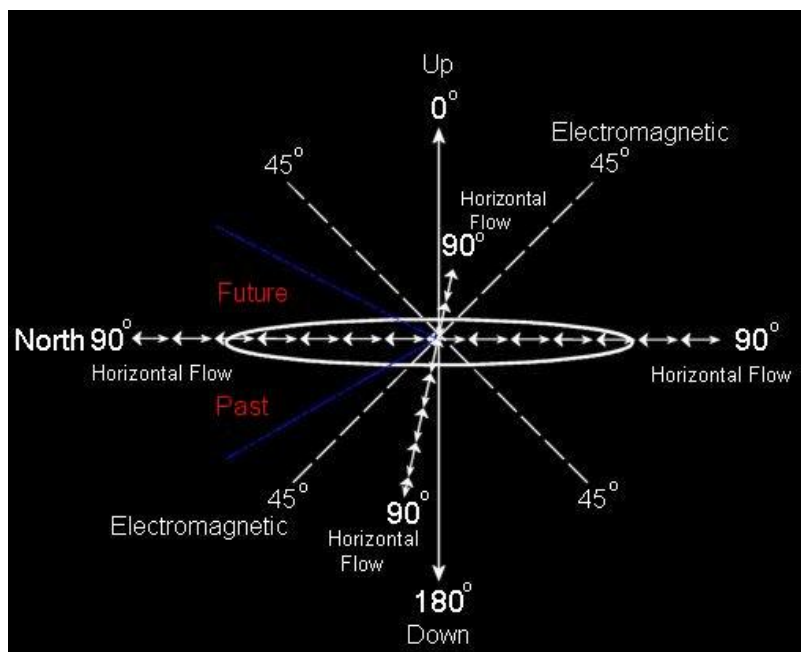
This would be no different from my small-scaled versions called a shrine. For my earlier research into the past I used artifacts from this past. I chose this method as the information was readily available during this time period. Connecting to past shamans and using the shrine energy to enhance my abilities I managed to connect to the forgotten knowledge.

To work with your subconscious level and with spirit never consciously choose a shrine pattern, as one must allow this to be done for you. My typical pattern is to start the night’s session with clearing of my mind and addressing the inquiry or set of questions that I am interested in. In my case I would allow myself to be guided to an artifact (one that I feel drawn to). If you are drawn to more than one object, pick them both up and allow the placement of them to unfold. It is typically the axis or core flows (center shaft of shrine) that is built first. This is followed by other objects that are or have the abilities and vibration to connect with the axis’s purpose. (Different methods are possible)

Before and after the axis has been established do a mudra in front of the shrine or area of the shrine to be. This again is an involuntary mudra/body position that you are guided

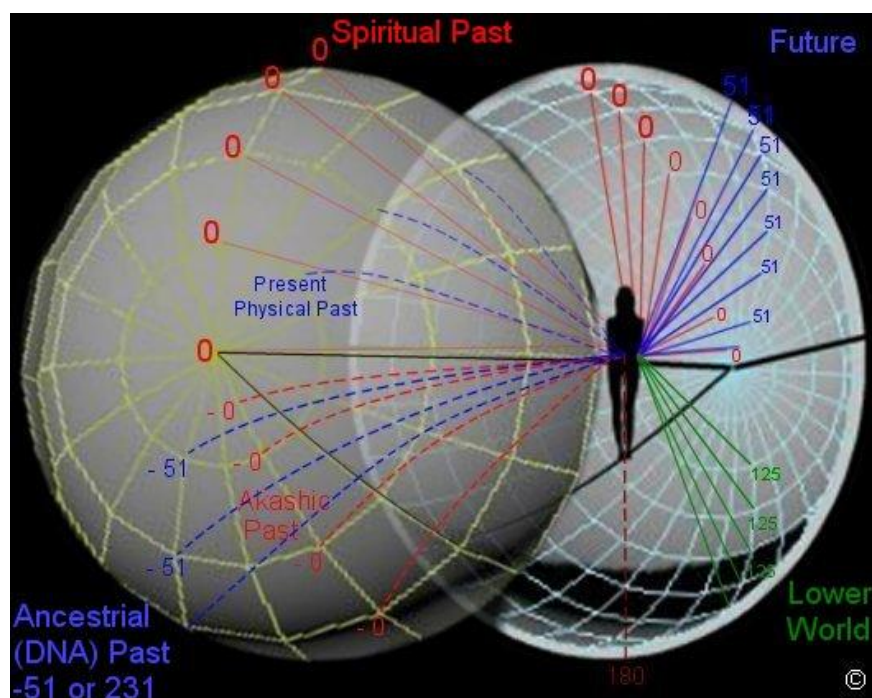
to perform. The mudra at the beginning is as important as the shrine itself. It is not as effective if one is missing from the process. After this, start with a meditation that leads to journeying (OBEs), Remote Viewing or direct communication. (I never know what will be the course of action as there is no predetermined direction that we have the capacity of seeing.) Any use of intellect or ego will stifle the whole process, follow guidance as much as possible.

Candles, smudging with sweetgrass and so on are all part of this, if you choose. If you have several artifacts don't be surprised to see the room start to fill up with many from this past. You will feel them and sometimes you can see them in your peripheral vision. If you are doing OBEs or journeys then you are being guided out of this reality to areas that can teach you. You will also find that performing mudras (through guidance) during the night's session to be an extremely valuable part of this method. Mudras help to "shift gears" for the next lesson or towards your next question. They may all appear to be similar but the energies, vibrations, and angles are always different. With the shrine in front of you as a "steering wheel" the mudra connects you to it, meshing specific body angles of your question to the shrine's embedded power.



The shrine's North (found with a compass) is typically a 90 degree horizontal energy current (event horizon). Like the other three horizontal 90s, it is also a balanced duel energy flow. By this I mean there are two currents of energy that move in opposite directions and in a spiral ribbon fashion of equal strengths. Straight up from the center of the axis is the highest vibrational energy (called 0 degrees). Straight down is the

lowest vibrational flow to 180 degrees (towards the Dorajuadoik level, a circle around the axis at 170 degrees). The 45 degree angles (8 of them) are the electromagnetic angles of element creation. Anything to the right of the axis is future and to the left is past. This applies to both sides of the event horizon (the midpoint slices through the shrine's horizon. These are the basics, as there is much more complexity here.



c/o Vagabondish



c/o Lonelyplanetimages.com



c/o Islamication Watch

In the above picture are three different body mudras. The intention is the same as they are all in front of a shrine and praying, but notice the head angles and the hand positions. Also notice the fingers and stature, standing, sitting, leg position and so on. These are all important when doing a mudra. Every part of our body has specific

connecting abilities and the combinations of all the parts with desire create the mosaic of intent, called a Mudra. In the left picture the crown chakra pointing to 90 degree or event horizon is a very specific angle to a physical connection. In the middle picture there is a “0” degree connection flow and a plant vibration to facilitate. Notice her thumb knuckle’s placement, this is a very power position as it facilitates the ability to “see” into the 90 degree horizontal physical level. She is connecting to the highest vibration to see into the future present earth level. In the right side picture cupping the hands is a way of receiving, along with the object in hand as a communicator. (In doing shamanic mudras with a shrine you can incorporate all of the above and anything else that you are guided to.)



360° Shrine




Cucuteni - Trypillian



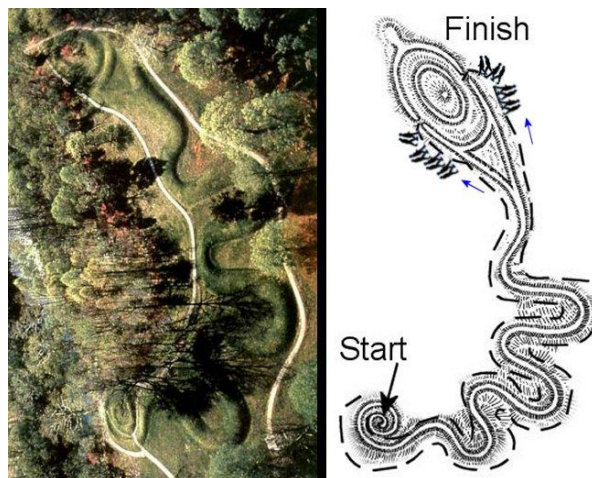
Olmec

All flat or two dimensional shrines are connections into the 360 degree space of reality. Another method of enhancing this work can be done with 3 dimensional shrines. The ceramic bowl is a classic one from the past and many shamans today still use this method. In this method there is a slight difference in direction of focus. In a two dimensional shrine the focus is on the axis and center, the energy radiates out. In the bowl shrine the focus is into the center of the 360 degree shrine, with the bowl's perimeter acting as the boundary of a sphere's focus. There are two methods that I have been taught and one is to focus at the “opening plane” of the bowl. This would be at the full fluid level, if a liquid was there (shown as a grey line in the picture). This area of focus appears related to enhancing psychic abilities in the physical (Nostradamus Effect). The other method is to find the midway point at the center of the bowl and focus there (green lines in left picture). This focus area is one of inner work or journeys, going deep inside, of whatever your intents are for the session. This second method is great for inner healing work. Extra objects can also be placed into the bowl to increase energy specifics, as seen in the shamanic Trypillian bowl above (can you imagine an archeologist trying to understand this find). Remember placement of objects inside the bowl will have different effects (use guidance).



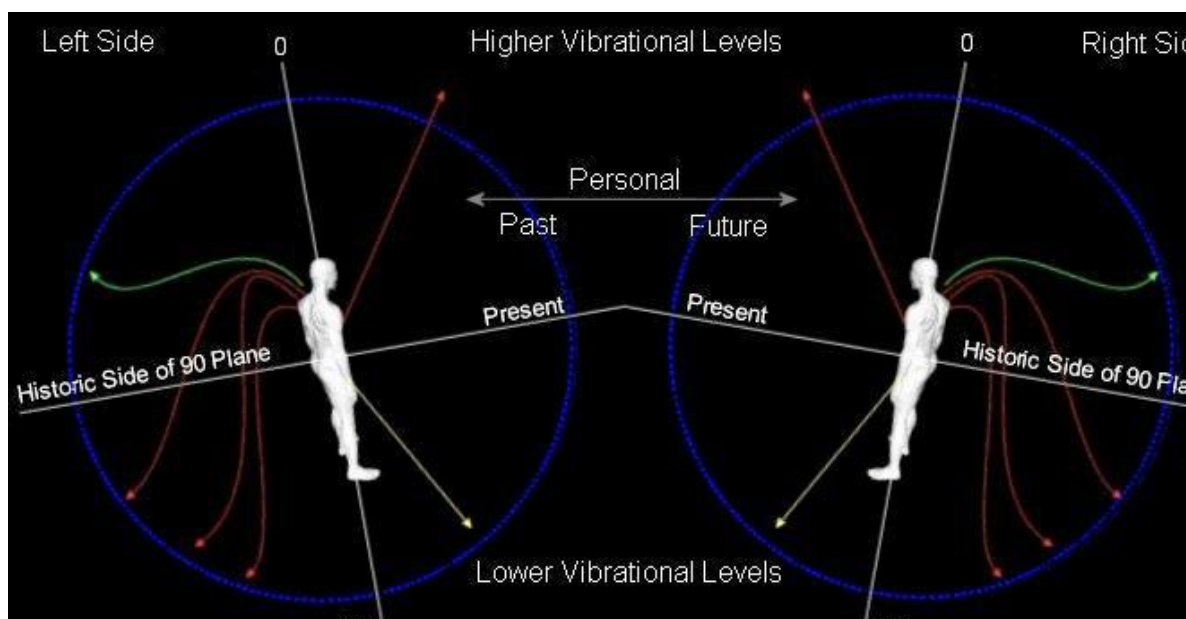
An object that falls into the bowl shrine area is the Discoidal, as shown on the last page. For the North American Native of the past the discoidal became the convenient way of carrying a more portable bowl for shamanic purposes. Another very specialized shrine similar to the bowl shrine is the Totem pole and the Labyrinth, and the walking mudra. Walking a labyrinth is the same as walking our daily shrines.

Shrines come in all sizes as this includes the layout of our towns or cities. Look around and you will see pockets of similar energy or vibration in every city. In fact you can map these pockets of similar and different “energy districts”. See your daily pattern in and around the home, city, work place, and so on. These are all shine Labyrinths that connect you to supportive energies from outside and inside the physical. You may also recognize that you are following the same old patterns in this walk. By changing the walk sequence or locations you will change the old patterns and new ones will evolve out of this. This is beneficial as old patterns like old shrines do need to be updated at the end of an old cycle or the beginning of a new one. Supporting old energies of yesterday are not desirable for this is “stuck energy” that doesn’t allow growth to take place.



The Ohio Serpent Mound is a Shrine Labyrinth with a “mudra walk” associated with it. It was designed by shamans that had incredible abilities to see into time. The Ohio

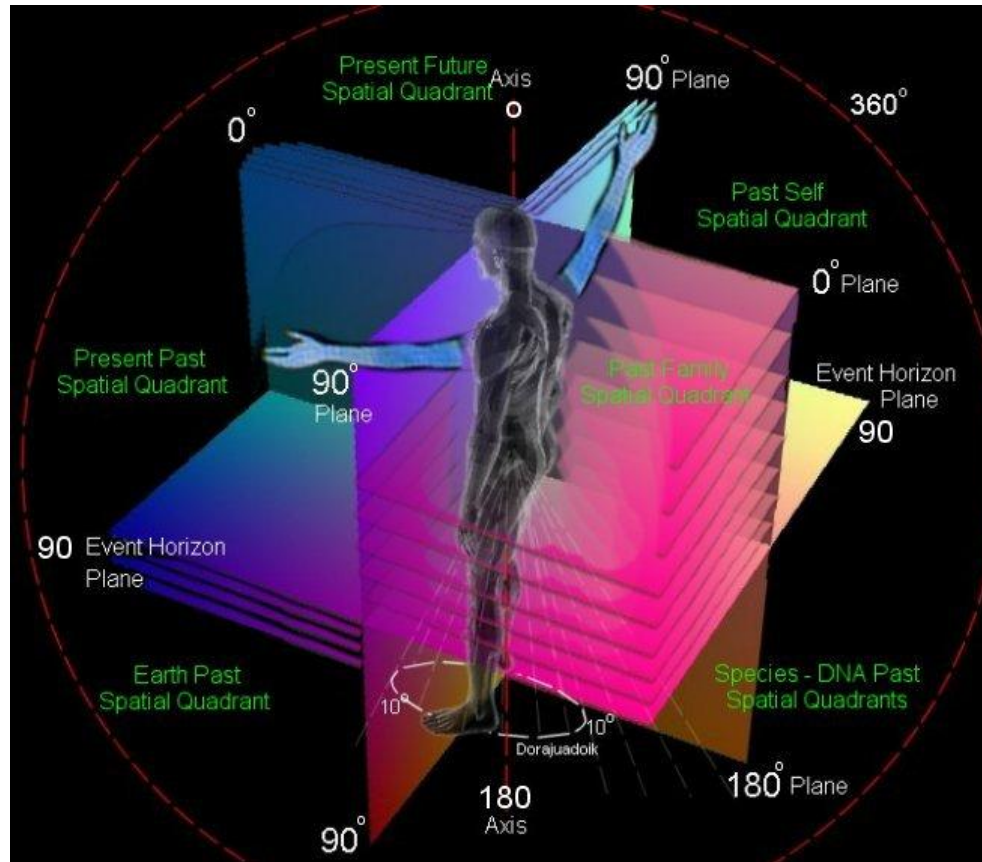
Serpent Mound is not a snake or serpent effigy mound. Although its shape can be associated with one it is actually a journey representation, on symbolic physical levels, of a Time Shaman's route into Time Quests. I have been told that these shamans were so powerful and accurate with their interpretations and visions that they had little trouble getting the support of others to build this site. The spiral at the end is the vortex or portal into "no time and space". From there they traveled through the matrixes of realities into the past or future. The main focus of this group was into the future. This was represented by the zigzag pattern of the middle section. The "mouth" over the "egg" was and is the representation of their energy power over universal time, as represented by the egg shape. This was also seen as the energy they could wrap around the Earth Reality (Earth Shell). I have gone back to this time and watched their ceremony. To enhance the power the shamans from the area would start out at the spiral end in two groups. With each group on their respective side of the structure, they walked together towards the other end. By the time they reached the "egg" end the energy was activated and the appointed Time Shaman took over.



Another representation of the directions of focus.

You have your artifacts and your shrine is complete, but the effectiveness of this type of work is in understanding the mudra connections. The universal structure that surrounds your present self has a guideline to how effective or efficient the mudra is. To use mudras for effective connections to the appropriate sources one needs to know the

angles and spatial quadrants associated with them. In the above diagrams I have shown what I have been taught. Standing or sitting in front of your shrine's axis, focus your attention or travel (OBEs) towards the quadrant of choice. The angles of your "takeoff" are the key for effective results.

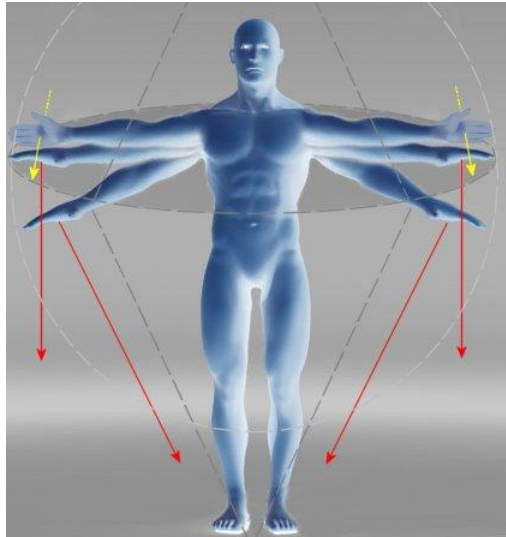


Spatial quadrants for mudras:

0 and forward is the Present with Past Present to left, Present Future to right. Behind you are the Past and this is towards what created you, your family DNA and so on. Spiritual levels behind you are upper quadrants, and biology in the lower quadrants.

The planes shown in the diagram are called Event Horizon Planes. In this work the horizontal planes and vertical planes are treated as layered events of creation. They are both called event horizons but they vary in angular degrees and thus energetic abilities or flavours. The planes are also layered to make up a complete cube structure. This is on the very basic level of the universal structure.

When using these planes in a mudra have your palms open and facing the direction of connection. Placing one's arms straight out to the side will show the facing open palms connecting to a horizontal plane. See the planes as slices (slices of reality) as this is what my teachers call them. Rotating the palms will connect to a different layer or slice. Experiment with this in a meditative state observing the energy differences in your palms. The knowledge of the planes or slices is a very important aspect of this type of work.




Horizontal Plane Mudra connections used by the ancient ones.

As cultures shifted and the importance of the sites became neglected. People only remembered the “ritual positions” and recorded them in sculptures and paintings with

the focus being on the body's position and not its position within the relevance to the Universal Structure. Fragments of this can still be seen in religions of the world where people are taught to face a certain direction to pray.



Syria's Stonehenge



Stone Circle, Saudi Arabia

Chapter 9

Shamanic Worlds



What is a Shaman?

In today's terms it all depends on your cultural background; the definition ranges from a witch doctor to an amazing mystical healer. Some would simply define them as a "primitive thinking individual". If you lived in a Stone Age culture you would have a different understanding based on your needs and beliefs of the time period. The Western or European mind set has had problems understanding the world of shamanism for the last few hundred years. With the onset of controlled religious fervour demanding more regulation over the masses, shamanism became the enemy as it was the opposite of mind control. It was not a matter of religions seeing shamanism as evil, although this was the label, it was more the idea that a free willed person was a dangerous one. Religions by their very nature require control and this intolerance for free spiritual will was not going to propagate. This duality in ideology led to the demise and eradication of the European shaman, their spiritual sites and practices.

The sacred sites, one of the sources that linked the shaman community together now became energetic hot spots in which a church could be situated (to the energetic advantage of the church itself). If there was little populace to support a church, then the site was destroyed. Today, the impression of a shaman in western culture depends

upon your education, be it academic or otherwise. It ranges from old world understandings to New Age hybrid beliefs, but the one thing that can be said is that shamanism is the oldest spiritual practice known to humanity.

Three Worlds – Three Directions to the Multi Dimensions

Despite the differences between shamanic societies and time periods when you eliminate the cultural variables there seems to be a general consensus among shamans that there are three levels of reality, called worlds (actually each has many levels inside them, including the physical world, but that is for another day). From the basic to the most advanced shamans they see three levels, and as you can imagine it is a generalization to keep things simple. The lower level is the essence source power for the physical which occupies the middle world level (the experience level we call reality) while the upper is the source of modern human consciousness. This including less dense semi physical levels that are grouped into and include the sky, stars, and our sun as iconic representative objects.



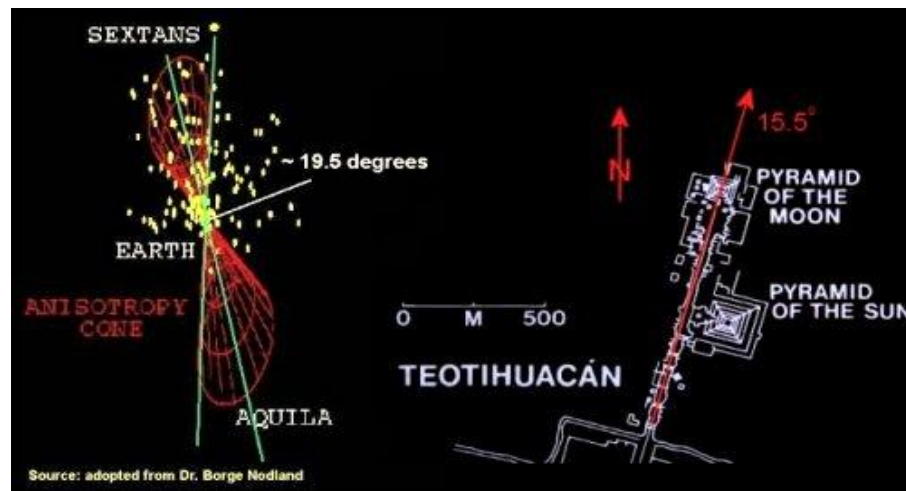
Mayan Tree of Life



Tree of Life Mesopotamia

All three levels are connected by an axis or Axis Mundi usually represented symbolically as the tree with its roots in the lower world for physical support and the branches in the upper world reaching to the ethers. The Tree of Life is known symbolically too many cultures including the Mayan with their Wakah-Chan tree and the Jewish as the Kabala. Different cultures also used different symbols for the tree; ladders, zigzag lines, tent poles, cosmic mountains, bridges, smoke columns, rainbows, rivers, and so on but all are referring to the connective tube of energy at the center of the three levels. The truth is they are all right for there is a central energy axis that is also the core of our universe. Modern science understands it as **Universal Anisotropy**, which has an angle of 19.5 degrees. This angle is somewhat incorporated into many ancient sites that worked in

those energies but due to our present Earth progression it has shifted and has not been recognized yet.




My Shamanic World - The Seed of These Teachings

My personal introduction to these methods started over seventeen years ago at two sacred sites in Manitoba, Canada called; Bannock Point and Tie Creek. The artifact method (using ancient artifacts on their own) was introduced to me only eight years ago but most of my prior training was already in place for this new level. Without having this prior training the most important part of this work is just the desire to know and the need to understand. In my case it was the need to know more of our prehistoric North American cultures, but this has branched out to a global interest now.

The artifact teaching level started with a visit to a local museum that housed many original West Coast totem poles. I was drawn there with a nagging feeling to spend some time with them, and this I did. That night I did a Remote Viewing/OBE session and found my living room full of people from the past (the ones associated with that day's totem poles and a visit to an ancient boulder gravesite at Beacon Hill). It was from their presence and obvious support that the spiritual energies of the last hundred and fifty years (the totem poles) presented to me a bridge to the past. From that point, (with their assistance) I could go back a few thousand years by just holding an ancient artifact of the time period. After a few sessions, I quickly realized that there was a limit and I found it at 5000 years B.P. (Before Present).

It turns out that time cycles have barriers within specific periods, major ones reoccur at 5000 year increments. These are called “Time Barriers” and again I needed an older bridge if I wanted to go beyond this 5000 year cycle of time. The bridges exist as a result of Earth reality shifts that create different Earth reality shells (see the free book “The Schematic of God” book for introduction to shells and “The Schematic of Time and Ancient Sites” for a complete understanding).

To reach past major time barriers you need an artifact from the “other side” of the time barrier. In other words, to go past 5,000 years you need an artifact that is at least 5,100 years old. If it is of a good energetic quality, it will take you back up to 10,000 years. Again, to get past this barrier you will need something from at least 10,100 year and older. Every increment of 5,000 years needs to be bridged. There are smaller increments inside each 5,000 years, but they are not as formidable as the larger time cycles.



The two white “lights” above the left totem are my original contacts from the museum. The photo before or after showed no sign of them but this photo clearly shows the bottom one overtop the totem’s edge, as seen in the blowup insert on the bottom right.

Guides and Contacts- Angels to the Dorajuadoik

The more energetic helpers you have to support this type of work the stronger your contact to the information will be.

In the shamanic world there are two basic “visible” forms that guides take, in the lower world it is usually animal or nondescript hominid form and in the upper it is human in shape or again nondescript ranging to nonphysical presence or just light. None of these forms, regardless of their source are of any importance for most if not all are an interpretation of our conscious level trying to make sense of it all. This understanding will also show us if we have prior life contacts or memories from other physical and nonphysical worlds. On the other hand if you are a devout religious person the form could manifest for your comfort only as Mohammed, Jesus, Krishna, and so on. Fear based journeys of course will create perceived devils and monsters which again, are very real manifestation of our inner conscious imbalances (we create what we fear on all levels). In the lower world each guide can be subdivided into familiar forms like bears, wolves, birds, snakes, and so on as these individual Earth based forms are stereotypical forms that have vibrational associations to their nonphysical levels. None of these forms are as they present themselves for they are all nonphysical energy. But they can replicate the familiarity of vibration for our comfort. They are also referred to as Totem Animals or Animal Guides.

Another interesting effect (that can be explained in great detail) is that if you go too far in one direction, say in the lower world you will inevitably pop up into the upper world. This is because the universe is a sphere and all of creations, on all levels, are supported by their individual sphere. Most energy workers are familiar with upper world light and angels but there is a counterpart that is just as powerful an expression in balance. This one can be found in the most complete level of balance deep in the lower world. I would like to introduce this one as it is a valuable teacher and has been for tens of thousands of years. One of the most respected shamans in our modern world, Hank Wesselman, has given it a name and I see no reason to change it because this name is from an ancient source. Below is an excerpt from Wesselman’s books:

Dorajuadoik: by Hank Wesselman Ph.D.

The Dorajuadoik

“It has always existed and it always will. It was a primal force that was, is and always would be a part of the manifested structure of the universe. It was part of the source, the creative foundation of the all. It is alive but not in the sense of form. With a tremendous

power and energy field it can function as a bridge between worlds, connecting between the levels of action and the levels of introduction, a doorway into endless vastness of the great void. The spirit expresses a form of consciousness that was completely devoid of emotions. It does not understand human values, has no feelings. It experiences a state of being in harmony, in time, in a positive, growth-enhancing potential. It is opposed to the condition of disconnected in a negative growth-enhancing capacity. Vast intelligence composed of pure awareness. It functions as activators and conductions of power. It has no material or physical form.

The Dorajuadoik was not really an entity, nor did it have any manifested equivalent form on the physical level of existence. It was/is a dense concentration of energy associated with awareness – a field expressing an enormous, multilevel form of intelligence. It has always existed and always will. It was a primordial force that was, is, and always would be part of the manifested structure of the universe. I was part of the source, the creative foundation of the all.

I ask if it was alive? The immense energy field before them was indeed alive, and among its many functions, it was an activator and conductor of power that could also serve as a source of information and ideas. As such, The Dorajuadoik could function as a bridge between worlds, a connection between the levels of action and the levels of information, a doorway into the endless vastness of the great void. In all of these capacities, the Dorajuadoik's field was, is, and forever will be an expression of the generative state of being.

The spirit expressed a form of consciousness that was completely devoid of emotion. The brilliant field did not possess feelings, nor did it understand the nature of what humans call values. It was completely nonjudgmental, utterly innocent of human values such as good, or bad, or emotions such as love or fear.

For the Dorajuadoik, the experience of being in harmony, in balance, and in connection with everything, everywhere and at every time in a positive, growth-enhancing potential was opposite to the condition of disharmony, the experience of imbalance, the state of being disconnected in a negative growth-inhibiting capacity.

It left with a staccato, crackling rumble of thunder, and the scene before them dimmed. The brilliant, geometric prism of the huge spirit faded from sight, shifting into a dark. Monolithic shape as consciousness awareness (observer) returned across the boundary between the spirit world and the ordinary state of consciousness. There was a distinctive pop as the consciousness of the Dorajuadoik was severed from the observer". - Hank Wesselman



The Dorajuadoik

3 left ones are Barrier Canyon pictographs – Right end one is from Sefar Algeria

My teaching on this subject are given below:

The Conceptual Spirituality of Animals/ Humans/ Love

(The essence of lower world guide animals and the Dorajuadoik)

“All That Is” has created an energy balance that we recognize in human form as love. It exists in two basic spiritual forms or directions for “All That Is” flows in opposites of itself. Both are in complete balance in all ways and in their perspective levels.


In the lower vibrational field (Lower World) an entity exists that is the last level that can be observed by the human consciousness. This supreme entity represents and has the qualities of the original God aspect. It exists in pure love and is a mirror of the angelic world (Upper World). Both upper and lower aspects are pure love; both are dualities of the other, dualities of All That Is - God flow. The silica/lower vibrational aspect (see “Schematic of God” for explanation of Silica Forms) represented the opposite state, but in a total unconditional acceptance format. This level of love is defined as total neutrality and acceptance in mass. This means unconditional love for all in a mass level (mass is defined as all sentient beings). This level sees everything as one for individuality would be its dual opposite understanding.

This level of love can be observed in physical animals for there is a total acceptance that can be felt. There is no judgment only recognition of your entry into their

environment. This Dorajuadoik entity is one of the most evolved aspects of silica flow direction and is equal in spiritual evolution to any angelic form.

Although love in the angelic world is also universal in acceptance, the focus of teaching is towards individuality and acceptance of this state in balance with oneself as the direction. In the Dorajuadoik consciousness, love is about species or forms of creation and their existence in the physical realities. In the human love model (currently seen in our culture as a struggle) loving ourselves becomes the direction to loving all else that exists on any level. On the other side of the coin it is acceptance and love of all life, as seen in the struggle through the acceptance of giving one's life to benefit the others existence (food chain). This level recognizes that life is precious but it has the understanding that individuals cycle back into ever evolving life forms. Growth comes from outside as in the higher vibratory levels see growth coming from within. As we focus inward we create our outside reality. As they focus outward they create the inward reality for themselves, as expressed in numbers not individuals. They focus outward to create inward as ever evolving deeper levels of the masses, thus they are the spiritual animals, the vibrational level of each species. The first and oldest of these levels, the essence and the beginning of Earth life is Dorajuadoik.

What I'm saying is that each of these dualities or opposites does have common virtues of the same value, but they are mirrors of each other due to their flow direction. Neither is better than the other as both directions are directional flows of Source Power - God or "All That Is".



Rochester Creek Pictographs

Shamanism; Multidimensional Travel and Drugs

(For those interested; further reading into the shamanic world)

The world of shamanism is far more complex than most people understand. It has been part of humanity for tens of thousands of years. Much has been written on how to do journeys but few if any understand how and why it works. What exactly is the lower and upper world? Why is it that you can go so far down in dimensions that you pop up into the upper world (higher dimensions)? How do different drugs affect the journey? Many teachers will tell you about animal guides and lower level worlds. There were too many questions for someone like me to accept without investigating. All these questions and many more can be explained and there are reasons for different interpretations of what is seen in a journey. Cultural beliefs and individual fears will surely dictate your experience on any level of journeying. It has been recognized that starting a journey in a particular angle of descent or ascent will take you to a specific dimension. What is not understood is that all drugs will have their particular dimensional experience associated with them.

Shamans that use or need drugs to assist them in their journeys will be limited to the vibration of the drug itself. Although it is true that one drug may be of a higher vibration than another it is also true that a drug will have slightly different effects on different individuals. The fact is, individual shamans will also have different vibratory levels in this physical plane. My reference to drugs is strictly with natural or plant hallucinogens. It is not commonly known, even in the metaphysical world that plants can be of different vibrational levels. There are individual plants (I'm not referring to species here) that are of a higher vibration than some humans. There are also parts of every plant that vibrate at different levels. The compounds that result in hallucinogenic effects in the humans are of these higher vibrations. All of this is relevant to the individual's vibratory level, and that of the vibrational level of the drug itself. Their vibration co-mixes with the vibration of the plant hallucinogen. With some people this can also lower their vibration, giving way to unpleasant experiences.

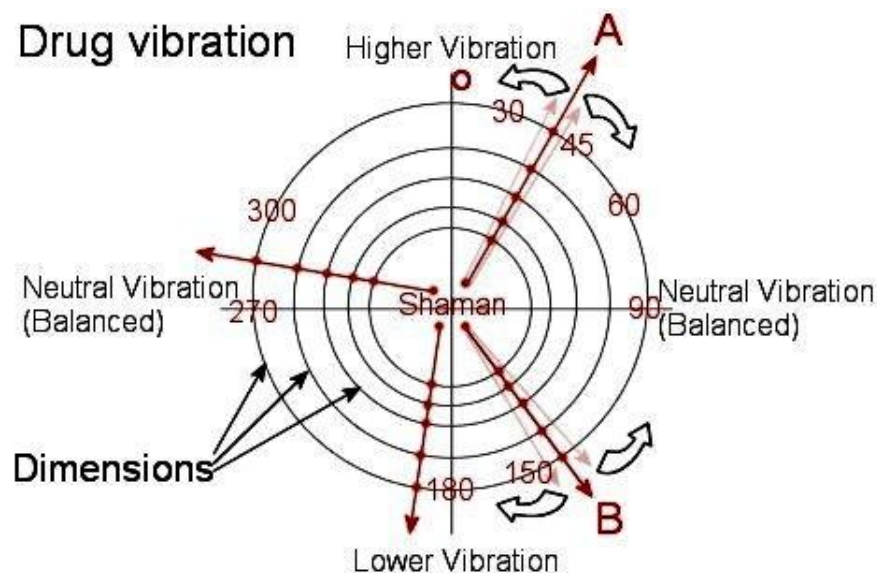
Compounding this with individual fears and beliefs it gets very complicated but very diverse. Every person has a different level of vibration. But this can also vary throughout their individual lives, and at times throughout the year, even during a single day. Enhancing an individual OBE experience with a drug can go in either direction. The drug will always be a temporary rise or lowering, for to completely maintain a vibrational level you must become it.

An individual's vibration is a combination of their earthly physical form and their spiritual "soul source". What the drug will do is magnify the expression of the individual's vibration, fears, beliefs and needs (conscious or not). This also happens in the nonphysical realities without drug induction. In the physical you create the world you know. In the non-physical

realms you create it without time, so your fears will be manifested immediately, but the combination of the two can run wild in any direction. Harmonic resonance maintains individual realities into their respected vibrational states. This is part of the universal “filter system” that keeps, without divine impute, people to their individual experiential levels, no matter what dimension they journey into.

Each dimension will have its own spectrum of vibrational levels that compose that individual level or dimension. But if the specific dimension’s lowest vibrational layer is still too high for you, then you will not be able to resonate with it. You may experience a brief “visit”, which is exactly what happens with many profound mystical experiences. They are usually one of a kind and cannot be maintained or held because the individual can’t sustain a vibration that is not them.

So how do I manage to journey into vibrational fields that I cannot come close to in this human conscious form? It is very simple and yet takes many years to complete. By completion I mean a balanced state of being. To arrive at a balanced state it takes years of personal “housecleaning” and reorganizing of your beliefs. Housecleaning is clearing all that is in conflict, with expectations, fears, past hurts, and so on all acting on your vibrational field to keep it in a lower state. It is a huge topic and there are many self-help books on the market, but I think you get the picture. As you get closer to clearing all from this life you will inevitably start to stray into prior lives and levels for more clearing. With each level cleared a new level of connection will be gained and a new sustained higher vibration.



Different states of human consciousness will dictate the perceptions of an individual. The perceptual aspect of the higher spiritual aspect of the individual will always have a broader field of view but this would have to translate into its human physical form. Translation is filtered by the current momentary needs of the individual. If one is in a very physically oriented level, you will not be perceiving semi physical objects or entities.

The truth is you are but one focused level of a greater self. In a higher state of vibration unseen by us is another higher vibrational self, an entity many times more expansive than our current physical forms. This is so because of its higher vibratory dimensional level or environment, which allows its form to be supported. Above this level is another level much more expansive and powerful. This continues on and on until it is not recognizable as having anything to do with the human creation. This is not to say that it is not connected, for it is. It is to say that definition can only go so far until it is something else. When does steam become water only to become ice, which as we know is composed of hydrogen and oxygen? You see it is all connected but our scientists would say water is water and oxygen is oxygen.

Vibration is the key and like different musical notes, it is different in frequency from one another. Vibration is frequency, and changes from one level to another in a complete shift. Harmonic scaling is a series of shifts and not a transitional movement of one into the other. If you looked at a piano the scales on the left end are very deep and heavy in vibration. This piano also has groups of notes that are similar in vibration called octaves. The keys of the piano complement each other but are of different frequencies and groups. The right high side of the piano has notes that are still variants of the left end but in different scale.

Understand that I'm separating God not in importance, but in level of scaled focus. The connection is always there but in different forms of awareness. I have personally, in an out of body experience, travelled and communicated to the higher aspects of myself. (After all, that is where this information is coming from.) I am able to visit two levels up to find the gap between this aspect, the higher part is so stretched that very little direct communication takes place. It is at that level, more energy transference takes place and just knowing without communication is the order at hand. Going beyond this second level is still easy but the ability of this level of human consciousness has little capacity to translate, other than colors and moving energy. I have found out through my journeys, methods around the limitations of visiting higher vibratory states. One of the best ways is to take "ambassadors" with you, or in actuality, tag along for the ride with them.

This "ambassador" method is mainly for those that have had practice in connecting to their higher aspects. If you are very experienced with spirituality and OBE's, the best method I have found is to solicit higher aspects of yourself. It is imperative that they be higher aspects of your soul group. If working with the named "ascended masters", "archangels" or any other such titled entities, the translation will be distorted because of the "non-

resonating” purity of the energy between the two sources. If you are aware of how to connect to deeper aspects of yourself and have had practice with OBE journeys, then it is just a matter of putting the two together.

The method I used in my journey to the edge, and beyond this universe, was first connecting to the second vibrational level of myself. Experiencing this stage in the higher vibratory states was the last level of my vibration that is translatable, in human understandings. After connecting to this level, it was just a matter of stating my intentions. I asked if I could experience the highest vibratory level possible. The experience was much different than a typical or defined journey. With their help I was moving at a speed that cannot be determined. On this journey, I witnessed bursting through many “walls” of energy (dimensional spheres). It took only a matter of moments to travel through approximately 10 to 12 levels to this journey’s end. It became one of the strangest and yet most interesting experiences of my life. The last “wall” or sphere that we left was much thicker and different from the other thinner dimensional walls we had just travelled through. I can speak for the higher aspects of me during this journey simply because they are me.

What took place, was my three levels of consciousness, found themselves in total awe and somewhat taken back (to the level of shock) by the difference in vibration and energy. We were just outside the wall or sphere of this known universe. There was a pause by the three of us, the other two higher levels were there as confused as I. Although I did not have a direct visual of them I could feel them and their surprise by it all. We had journeyed outside the “Source Power” sphere. This placed us into a larger sphere that would be part of a larger aspect, of what we would call God or the creative force of this universe. To do this type of journey I needed all the appropriate levels of guides. As we went through this major veil-wall, we hovered just outside of it, not able to recognize anything, including the energy. I could detect that all three levels of me were in an environment that was not definable by anyone of my three levels. I cannot tell you what was in the thoughts of the other levels or how much of a difference it was for each individual level’s perception. I can say that I was way over my head at that point.

It was absolutely amazing to know that this other, higher universe, was so different of an environment (in feeling). What was also amazing to me was the fact that the higher levels of me were just as disoriented and had difficulty translating it. The experience was valuable for having entered this environment meant absorbing some of the vibration for translation. I was not able to hold this vibration, for I would have to be of that vibration to carry it for any period of time. I experienced, for this brief moment, enough to start me on a larger quest. What also came from the experience was information of how the other levels of creator perceive.

Consciousness is perception, and perception defines the level of conscious awareness. In our human level of awareness we can stretch to understand “no time” and “no space”. To

work within this awareness, in all levels at once and still preserve awareness would be beyond human ability. To put it into perspective great civilizations like the Maya only saw and understood two levels of God. To them God was the giver of “movement and measure” or “time and space”. To them, without clocks, there was only the movement of the heavenly bodies to pace out existence. After all, movement is time and measurement is space.

Every universe has its highest level of consciousness. This could be referred to as the God or driving force that created that level or universe. Many universes, many levels of God, all being a part of the overlaying expression that created it. The reasons for different levels of universes are in the same respects, the reasons for all the different flavors of spirituality. This reason being to understand and explore all expressions of itself and the knowledge that can be gleaned from this. In other words, all these universes do eventually collapse into the core energy, creating completeness, and amalgamating all the energy of self-experience. Did this already happen, is it taking place now, or in the future, or is it both, we will never know. Simply because we are not capable of understanding. As humans there is essentially only one thing that matters, we are aware and are conscious of it!

Reality can be likened to an iceberg, with one tenth visible in our air-breathing environment and nine tenths below the waterline or just past our perception. We see the iceberg floating on the water without realizing that it is being supported, held up, above the waterline by its understructure. All of reality is like this, for what we see is only a small part of what actually exists. Likewise, what is actually there supporting our world and us in this reality is not visible. There is far more structure and energy supporting us underneath our present awareness. We cannot see this understructure therefore we assume that it does not exist. This limited part of our present every day consciousness is what misleads us into thinking that this is all there is.




Barrier Canyon Pictograph

Consciousness is literally perception, for different consciousness is perceived differently. Thus perception supports the essence of its source level consciousness. Having different levels of consciousness means there will be different levels of needs and focus, so awareness will be provided at that level. The essence of any given level is supported by the conscious awareness that is needed for that environment. In this three-dimensional physical environment this conscious level is focused mainly on the five senses. One of these five senses is sight. Our physical eyes see into the environment but cannot see themselves. Three-dimensional consciousness is no different from the eye that perceives the visual world. The eye can see but cannot see itself, likewise this level consciousness can perceive but cannot perceive its own origin or source.

The only way the consciousness can perceive itself is to go inward. Inward to a point that it is not influenced or restricted by the limiting aspects of this reality construct. Inward far enough to “see” a larger “picture”, with you as being in the “second person state”. In this physical reality both the eye and consciousness are three-dimensional structures or “tools” designed to perceive the three-dimensional aspect. The mind or physical consciousness is not a physical object but in its awareness it is, in a matter of speaking, physical in nature. By going inward the consciousness is focused in the other “direction” allowing it to perceive a much broader viewpoint. Broader in the sense that it expands into larger more expansive environments of different dimensions that do not have the restrictions of the physical.

The eye itself is but a sensory tool that is adapted to sense light and the aspects or variants of light that applies to survival in this physical world. The eye is only one of the physical tools used by our three-dimensional consciousness. It is the consciousness that determines what the eye is seeing. If the eye is picking up a vision that is outside the conscious experience or realm of acceptance then this vision is rejected before anything further is investigated.

This filter system or censorship is what maintains a culture and a reality of accepted “known’s”. This censorship happens without our surface awareness because of the “lag time” between first detection of the energy signature of any event, and the actual interpretation from the eye, to what it is sensing. Energy needs to filter into the physical, coming from a higher or lower vibration. As energy filters into the physical environment it slows or speeds up (speed is relative to perception) becoming a physical object. It is at this synchronistical vibration point or rate that the eye can perceive the object. Prior to this physical entry, the energy or vibration is picked up by our nonphysical senses and this allows for filtration time to occur.




“Time” is available for the “physical” ego or “cultural censor” to be utilized as a protection device, filtering out all that is not wanted in its present belief system. Beliefs are the censoring filter and this filter is stronger in cultures and people that are stronger in their beliefs.

“Primary consciousness” in society would be the originating beliefs and understanding of this sibling culture. These seed cultures created more defined beliefs about their place in this reality. Their perceptions of reality, and the environment that they found themselves in, were established as the truth. Modern cultures are the product of our original forefather’s and mother’s understandings and beliefs. As societies or cultures evolved, some of the siblings brought into their culture different or marginal perceptions of the world. These perceptions were acquired accidentally or intuitively by looking inward. The gateway inwardly could be physical pain, starvation, narcotics, mediation, dance, sound of a rhythmic drum, and so on. These people became known as the mystic, medicine person, shaman, or visionary. Their only gift was being able to look inward rather than always looking outward for the answers. Some cultures that were open, ready for change, accepted the new beliefs. Other cultures rejected them and ostracized the mystics and their beliefs as heretics.

When accepted, the new perceptions changed the culture and beliefs, thus cultural evolution began. In some cultures the filter system is too restrictive and the culture eventually dies out from stagnation, or it is replaced by superior or more aware cultures. Cultural evolution is cyclic and repeats itself with regularity in a true cyclic fashion. These cultural cycles are based on spiritual evolution and are far too evolved and complex to go into at this time. The subject will be addressed later in the second book of this series. The

cyclic fashion of cultures is a very important understanding that must be addressed. It is explainable from levels that proceed the physical appearance of a culture. It is the very key to understanding history and the “creational” aspects of humanity, in a historical sense.



Tiwanaku

History does repeat in an eddy of cultural “highs and lows”. It is the “mystical crowd”, accessing information and knowledge, outside the norm, that generates these “highs and lows”. All cultures are blessed with these people, the movers and shakers. They are the ones that move the culture into new expressions of creativity that is if the culture is ready. On a historic chronological level the world did not evolve in a progressive voluntary line of ever-improved cultures. There have been many cultures far more spiritually and consciously aware than our own present-day culture. In fact, if this modern culture were compared with a human lifetime, it would be just approaching the puberty stage.

Never assume that if a culture did not develop large monolithic structures that it was not advanced. Each culture had its own needs of expression and ways to express it. If you were to look at this modern culture as a reference you will see the spiritually aware are the ones that are the least known. They are the ones that are behind the scenes not needing recognition and wealth to impress. There is no need for recognition and materialistic items at the higher vibratory levels. That is not to say that wealth is not good, it is to say it is not sought after. At higher levels of spiritual awareness and vibration a person is in a more balanced state. This balanced state gives a person an appreciation for whatever they have in life. There is no struggle or need for power and position to feel in control of one’s life.

Chapter 10

Psychometric Work

There are basically two kinds of imprinted energy left on artifacts and sacred sites. The first is a personal imprint of the creator or creators of the artifact/site. Imprinting can be personal physical experiences, soul level needs, or a combined need of a group; as in the case of the sacred sites or cache blade collections. The second imprinted energy can be from the artifact finder or anyone that has owned it after that. That includes the "new owners" of a sacred site. In this group you can receive impressions from everyone who has touched or handled the object or created within the sacred site. This type of imprinting is what often makes reading an artifact or a sacred site difficult because the images can be so plentiful and varied that they come out jumbled or skewed into one direction. The third imprinting is the one I'm currently interested in. This imprinting is found in the creative soul energy level, the one that created the human conscious level and the need to express this level in the physical. As you know, life and all objects do not just appear in the physical without the nonphysical orchestrating it.

Attuning to the object/place and the energy associated with it is a lot like rewinding and replaying a tape. Often, the reproduction can be quite accurate and faithful to the events imprinted on the object or spot, but one must remember that they can think very differently than we do today. The receiver can also be tapping into their fears, strengths, and limitations. To make this process even more confusing, the receiver may also be coloring the messages with their own modern belief systems. One must always be aware when contacting sources closer to the physical that you can get really different mental awareness abilities.

What is the trick to extracting from a site or artifact that you consider important? The first part of the method is to understand the level in which you are searching. This vibrational level will always be specific to the energetic vibrational layer imprinted in the artifact or site. If your meditation is light and just above the physical layer, then this is the level of information you will tap into. If on the other hand you go very deep and present the appropriate desire to understand, this will head you in the right direction.

In the three paragraphs below there are instructions that I have been given on accessing creative levels. This may be a help for some that can interpret the message. This method can also be used for sourcing out new inventions, art, music, and so on. Remember, this information is from a nonphysical level so it might not be understood by all:

“Consciousness is a band of energy that can be found in layers just like the shells mentioned previously. Layering occurs because common vibration finds common attraction; this includes desire, intelligence, and emotional quotients. Layering occurs after any thought has arisen; from there it naturally pools or gravitates to common vibrational arenas within the matrix of universal dimensions. Exchanges of thought by all sentient beings as well as pooling of common thought collect in pockets and it's in these pockets of energy that one can tap into. These pockets remain in their respected consciousness vibrational levels called shells (see “The Schematic of God” for more).

This banding or shells create matrix patterns of “individual thought patterns” that can and do overlap. This overlapping also creates a matrix pattern that is divided by the specific boundaries of the pattern sector itself or individual likeness. In other words the individual realities are only capable of intersecting or tapping into that which is of common vibration or similar that allows them to reach into slightly different vibrational fields. Because of this reaching ability you can, in your reality, extend out into the higher or lower bands by raising or lowering your vibration to the level of choice. Tapping into music, art, scientific inventions are all achieved in this manner, whether one is conscious of it or not.

Start by finding the common desire and intent in your emotional field. Follow it up or down after connection is secured, once a vibrational shift has been felt – Let Go! Absorb this background energy letting go of all thoughts, questions, and interest in where or what is coming through. This process will lead you to the information you seek. You can ask for help in the learning stages for there are many that would love to assist. Everyone in all levels understands evolution of spirit! “

For artifact connection, hold the artifact in one hand and a “Tool” in the other (typically left is receiving and right is transmitting). Tools are bridges that help us connect to different levels (more is explained in the website page <http://www.thelamplight.ca/schematicoftime/council11.htm>)

Ask a question of the artifact or remain in listening mode for the messages. This silence part is not as silent as you realize for your needs and questions are always there. By remaining silent rather than asking “intelligent” questions you will probably receive far more than you would ever anticipate. Everyone and everything has a different energy because everything has a different evolutionary level and a complimentary vibration that makes them unique.

In my journeys, I have found that music creates a clearer thought or a focused state. This might not work for everyone but for me, music is best chosen in another language or no lyrics at all. Words that I can understand distract me and create a tangent towards

the thought of the song's subject. I also put as many varied types of music in the CD player as possible for I rarely know what type of music will work the best for the night's journey. Balanced music is a connective creation from the nonphysical (regardless of whether the artist is aware of this or not). This vibration or sound will key one into the different levels for it all originates from the universe. It will take you away and with the combination of the artifact's energy, the direction or energy angle will be spontaneously found. This is all an automatic process, you will find the level of answers required, and a year later you will probably find another level of the same answers. This is the evolution of consciousness, and the growth that all sentient beings strive for.

The late William Gray founder of the Sangreal Sodality put it this way: *"There is no use merely touching the surface of any stone, feeling round it with our fingertips and expecting all sorts of information to come pouring out in vivid pictorial or other fashion. What we want we must go in and get for ourselves. There is no other real way of obtaining anything worthwhile. Until we learn how to do this in a spirit of love for the Life-force connected with the stones or other materials in question, they will remain uncommunicative or merely misleading. Nothing but this one factor will really open them up."*



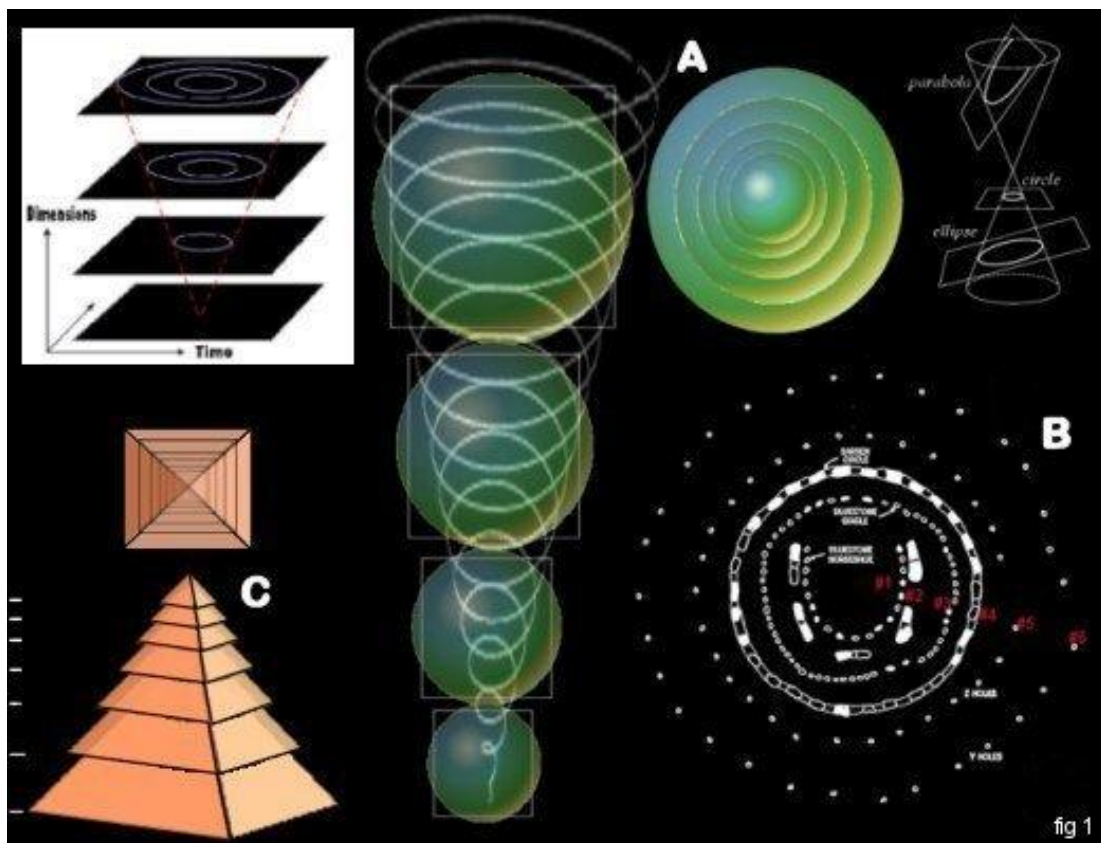
McKee Springs Petroglyph showing a shaman and his energetic portal to the Dorajuadoik.

Chapter 11

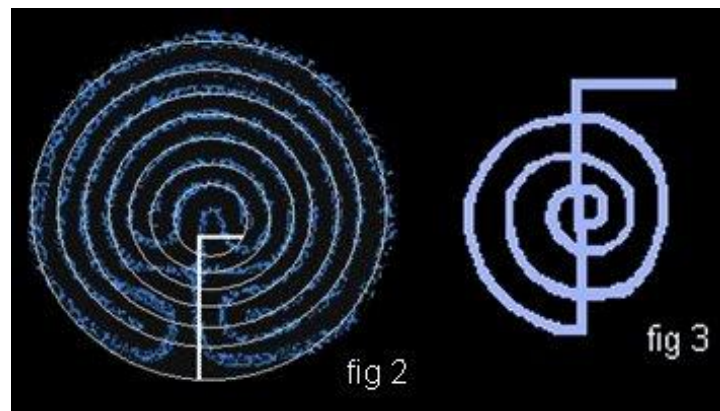
What is a Vortex or Portal

The realms of multi-dimensional aspects are not subjected to time or space. This allows a structure to be divided into individual parts, but also permits one another to occupy the same "space and time". It is also conducive for interactions to be created instantly. The only thing that has ever created the illusion of separation is our own consciousness. The conscious part allows us as individuals to speed up or decrease what we create. Since our conscious mind is focused in this dimension we constantly co-creating with others in a spaced-out framework we call time. This is done for reference and experience for cause and effect teachings

Looking down a vortex, or traveling down an astral tube, you will see different grid edges. Exiting at these individual edges or points you enter into specific realms or dimensions (fig #1-A).



With this in mind you can see how several spheres can overlap at once but still be separate spheres. The edges of these spheres are the concentrated "shells" that show up as defined veils or breaking edges in vibration. Recognition of these edges is simply a matter of connecting to them by mimicking their shape. So the shape establishes the connection. Square, circular, triangular, etc. are shapes that resonate with the human form. As well, circles of stone outline this connection as lenses that focus or concentrate this group of harmonics.



The same is true with the labyrinth (fig #2). This structure creates a connection to a group of harmonics. The labyrinth design also allows the ability to choose direction and this creates a different flavor. The centerline acts as a common link. Walking in this pattern joins and connects many harmonic structures of like kind. Walking is not the only way to connect. Our minds and thoughts create the effect by desire. Reiki symbols also provide the same "dial up ability". Like the labyrinth the Reiki symbol Cho Ku Ray (fig #3) has two directions that create a connection to different qualities. The Cho Ku Ray shown in figure 3 is drawn clockwise and is said to connect to the heavens. The Native Americans call this direction the masculine energy. If drawn counterclockwise, the connection is towards the earth or the receptive feminine energy. This is just one aspect using physical symbols with larger universal connections. The shape, placement, and alignment with other objects is crucial. Desire, intent, and spiritual awareness from the practitioner are also used to form creations without time lag. In figure 1 examples are shown of structures and their respective connections to different grid structures. Stonehenge "B" replicates a two dimensional plane, while the steps in pyramid "C" actually connect on three dimensional levels. Both are right because space is not a factor here.


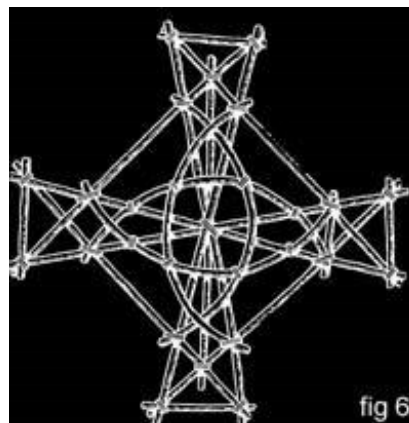


Figure 4 above is a good example of how long ago humanity has been aware of all of this. This picture is of a 100,000-year-old engraving of the grid. The picture to the right (source unknown) is a twine map from Australia created to show what the Aborigines call dream lines. These dream lines are lines or energy circuits that can be followed in OBE states.

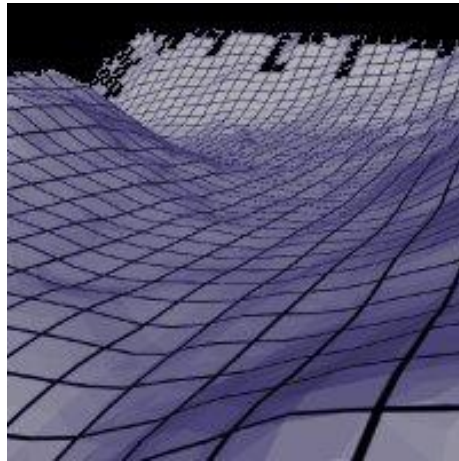


The Polynesians were master navigators who tracked their way across huge expanses of ocean without complex aids like a compass, sextant, or chronometer. Figure 6 shows a Polynesian navigational tool that has all the elements of understanding grid work. It even has a beautiful Vesica Piscis in the middle. The following quotes from Shuar and Bugis shamans describe how they traveled out of body to find their way "in body".

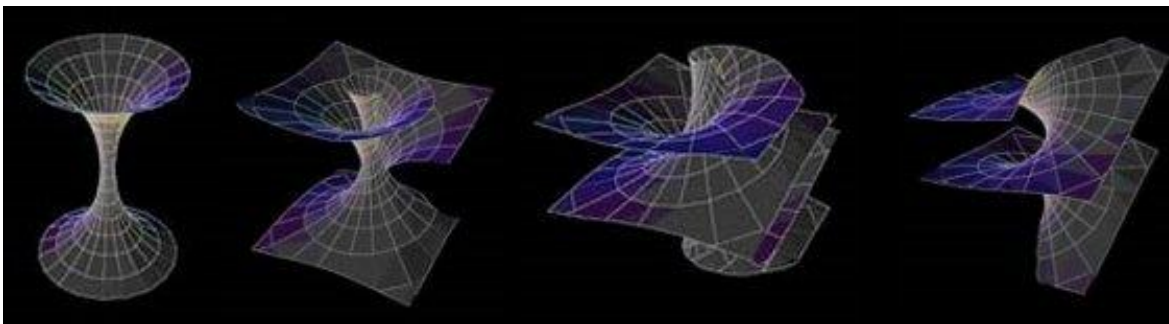
"The spirit if you like, leaves the body and takes a long voyage, 'the voyage to truth.' But if the selves have been dutiful to the gods and are endowed with the correct qualities, the true vision will appear, and the spirit self will be led down the real path. Then it can return and show the way to the other part of the self".

It is interesting to see that this individual is spiritually advanced enough to recognize that they are composed of many probable selves. He goes on to say that he flies.

"That is to say, the spirit self does. How else could our captains use this method to find their way across vast oceans? They fly out over the seas and return with knowledge of what lies beyond".*



Although the grids are generally straight they are also at points of interaction twisted into vortices that create the spirals. The picture to the left is also at the center core of the Universal Torus.





Earth vortex energy can even affect the shape of the surface as seen in a 25 mile Lake of the Woods vortex. The edge of its opposite flow can be seen to the right of it.



Richat Structure - Sahara

Portals do exist: Below is an excerpt of a July 2, 2012 report from NASA MMS research project (updated July 30/2015) - http://www.nasa.gov/mission_pages/sunearth/news/mag-portals.html

A favorite theme of science fiction is "the portal"--an extraordinary opening in space or time that connects travelers to distant realms. A good portal is a shortcut, a guide, a door into the unknown. If only they actually existed....

It turns out that they do, sort of, and a NASA-funded researcher at the University of Iowa has figured out how to find them.

"We call them X-points or electron diffusion regions," explains plasma physicist Jack Scudder of the University of Iowa. "They're places where the magnetic field of Earth connects to the magnetic field of the Sun, creating an uninterrupted path leading from our own planet to the sun's atmosphere 93 million miles away."

Observations by NASA's THEMIS spacecraft and Europe's Cluster probes suggest that these magnetic portals open and close dozens of times each day. They're typically located a few tens of thousands of kilometers from Earth where the geomagnetic field meets the onrushing solar wind. Most portals are small and short-lived; others are yawning, vast, and sustained. Tons of energetic particles can flow through the openings, heating Earth's upper atmosphere, sparking geomagnetic storms, and igniting bright polar auroras.

NASA is planning a mission called "MMS," short for Magnetospheric Multiscale Mission, due to launch in 2014, to study the phenomenon. Bristling with energetic particle detectors and magnetic sensors, the four spacecraft of MMS will spread out in Earth's magnetosphere and surround the portals to observe how they work.

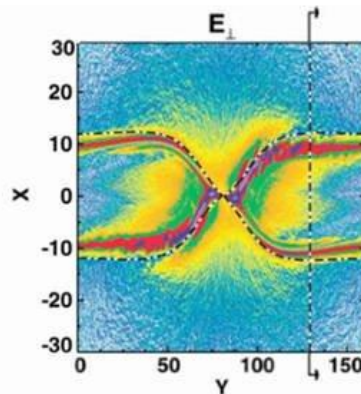
Just one problem: Finding them. Magnetic portals are invisible, unstable, and elusive. They open and close without warning "and there are no signposts to guide us in," notes Scudder.

Actually, there are signposts, and Scudder has found them.

Portals form via the process of magnetic reconnection. Mingling lines of magnetic force from the sun and Earth criss-cross and join to create the openings. "X-points" are where the criss-cross takes place. The sudden joining of magnetic fields can propel jets of charged particles from the X-point, creating an "electron diffusion region."

To learn how to pinpoint these events, Scudder looked at data from a space probe that orbited Earth more than 10 years ago.

"In the late 1990s, NASA's Polar spacecraft spent years in Earth's magnetosphere," explains Scudder, "and it encountered many X-points during its mission."



*Data from NASA's Polar spacecraft, circa 1998, provided crucial clues to finding magnetic X-points.
Credits: NASA*

My teachings on the subject:

A vortex is a point with dual realities, containing great energy potential and coordinating points where realities merge. These are main coordinate points, pure mathematically, sources of fantastic energy, with vast numbers of subordinate coordinate points. There are four absolute coordinate points that intersect all realities. These coordinate points also act as channels through which energy flows and as warps or invisible paths from one reality to another. They also act as transformers and provide much of the generating energy that makes creation continuous in our terms.

I do recommend that before you do any work in these areas that you first know yourself. This may seem on the surface to be a simple statement but it is not that simple. The majority of people on this planet do not understand real reality or how we create everything on a minute by minute basis. They are unaware of the incredible power that they have and how all of it is contained and controlled by one's beliefs and

consciousness. This power that we have and use every minute of every day is accelerated in creative swiftness at these coordinate points or vortex areas. This is why; not understanding your beliefs and how they serve you can place you into uncomfortable situations when working in such intense spots.

This was demonstrated recently at one of the large petroform sites in Manitoba called Tie Creek when a small group of people decided to spend the night there. The night was so stressful for them that they found themselves hiking back in the dark out of these backwoods for miles; and then down a highway for several more miles to find a place to finish the night.

All the emotions come into play at these sacred power sites including manifesting our fears, spiritual uncertainty and our self-judgment or self-criticism. Also, if you are open and ready to receive but have not done your "homework", this amount of energy and the acceleration can also be uncomfortable. Some people have experienced headaches caused by this acceleration. The most famous person was Thomas Jefferson, president of the United States. He built his estate right in the middle of a large octagon shaped Hopewell mound. He complained of constant headaches and in 1819 wrote "I slumber without fear, and review in my dreams the vision of antiquity".

Our surrounding space is also filled with subordinate points and is important in allowing us to transform thoughts and emotions into physical matter. When a thought or emotion attains a certain intensity it automatically attracts the power of one of these subordinate points and is therefore highly charged and in one way magnified, though not in size.

These points impinge upon what you call time as well as space. Therefore, there are certain points in time and space that are more conducive than others. Practically speaking, this means that buildings will last longer in your context, that ideas wedded to form will be relatively eternal. The pyramids, for example, are a classic example of longevity.

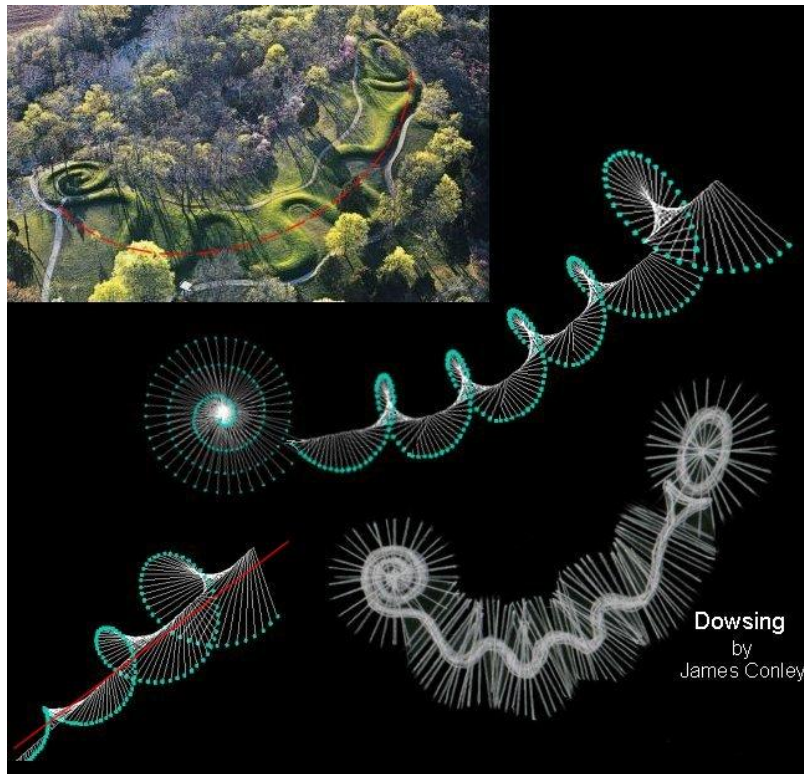
These coordinate points (absolute, main, or subordinate) represent accumulations or traces of pure energy. If you are thinking in terms of size (minute to an extreme) they are smaller than any particle that our scientists know. However, they are composed of pure energy and this energy must be activated. It is dormant until then and it cannot be activated physically. This is important to understand. Performing ceremonies at these sites has little to no effect on what is trying to be accomplished. The ceremony only serves to enforce the illusion that directly will affect the emotional impute, thus allowing a connection to the energy.

There is an ever-so-minute alternation of the forces in the neighborhood of all of these points. Even the subordinate one and all the so-called physical laws to some extent or another will be found to have a wavering effect in these neighborhoods. The subordinate points also serve in a way as supports, as structural intensifications widen the unseen fabric of energy that forms all realities and manifestations. While there are traces or accumulations of pure energy there is a great difference between the amount of energy available in the various subordinate points and between the main and the absolute points.

Therefore, these are points of concentrated energy. The subordinate points are far more common and practically speaking, affect your daily concerns. There are better places than others to build houses or structures - points where health and vitality are strengthened, where other things being equal, plants will grow and flourish, where all beneficial conditions seem to meet. In a given room providing that both areas contain the necessary requirement of light, plants will grow more effectively in a particular area than in other areas, providing that both areas contain such necessary requirements as light.



Some pyramids are just in the wrong spot, as seen in the pyramid at Meidum on the left.



Serpent Mound, Ohio

Some vortex, due to structure and the lay of the land or their position relative to it are transferred or mimicked by shamans from the past.

Some people can sense these areas instinctively. They occur within certain angles made by coordinate points. The points obviously are not themselves physical, that is, they are not visible, though they may be mathematically deduced. They are felt, however, as intensified energy. All of our space is permeated by these coordinate points so that certain invisible angles are formed. These angles are what some call the Earth Grid or even Sacred Geometry.

This is highly simplified, but some angles will be more "on the outskirts" than others and will be less favorable for all conditions of growth and activity. In speaking of these angles, we will treat them as three-dimensional, though they are of course multidimensional. They will seem to be stronger during certain times than other times, though these differences have nothing to do with either the nature of the coordinate points or with the nature of time. These "certain times" are more of an add-on effect that can flavour original energy. One of the most effective time correlations would be during certain celestial alignments. Other elements also affect them but we need not be concerned with these now.

The concentrated energy points are activated by emotional intensities that are well within your normal range. Your own emotions or feelings will activate these coordinates whether you know of them or not. Greater energy will therefore be added to the original thought or feeling and its projection into physical matter accelerated. Now this applies regardless of the nature of the feeling; only its intensity is involved here. So if the emotional intensity is what we would view as negative, then that is what the outcome will be. The emotional intensity is obviously dependent on the person or persons involved. It is important to understand that by doing energy work or ceremonies at the ancient sites will change the site energy. You are not the people that created the site no matter how much you relate to them.

These points are like invisible power plants activated when any emotional feeling or thought of sufficient intensity comes into contact. The points themselves intensify whatever activates them in a quite neutral manner.



There is no physical explanation for this: Aldergrove B.C. Canada - on the left the energy is coming into the camera's view. From there it crosses over and starts to extend down towards the boulder. It would be interesting to know what this site was prior to these 2 people purchasing their new dog at this kennel.



This is highly simplified, but the subjective experience of any consciousness is automatically expressed as electromagnetic energy units. These exist 'beneath' the range of physical matter. They are, if you prefer, incipient particles that have not yet emerged into matter. These units are natural emanations from all kinds of consciousness. They are the invisible formations resulting from reaction to any kind of stimuli. They very seldom exist in isolation, but unite under certain laws. They change both their form and their pulsation. This can be demonstrated by the fact that physical light is known to be both a wave and a particle. Their relative 'duration' depends upon the original intensity behind them - that is, behind the original thought, emotion, stimuli, or reaction that brought them into being. Also the repetition of the ceremony or thought over a long period of time will come into play as this will produce a layering effect of energy.

Again, highly simplified here, under certain conditions these coagulate into matter. Those electromagnetic units are of high enough intensity automatically activate the subordinate coordinate points of which I have spoken. They are, therefore, accelerated and propelled into matter far more quickly, in our terms, than units of lesser intensity.

Molecules would appear as large as planets to these units. Atoms and molecules and planets and these electromagnetic energy units are simply different manifestations of the same principles that bring the units themselves into being. It is only your relative position, your focus within an apparent space and time, that makes this seem so unlikely.

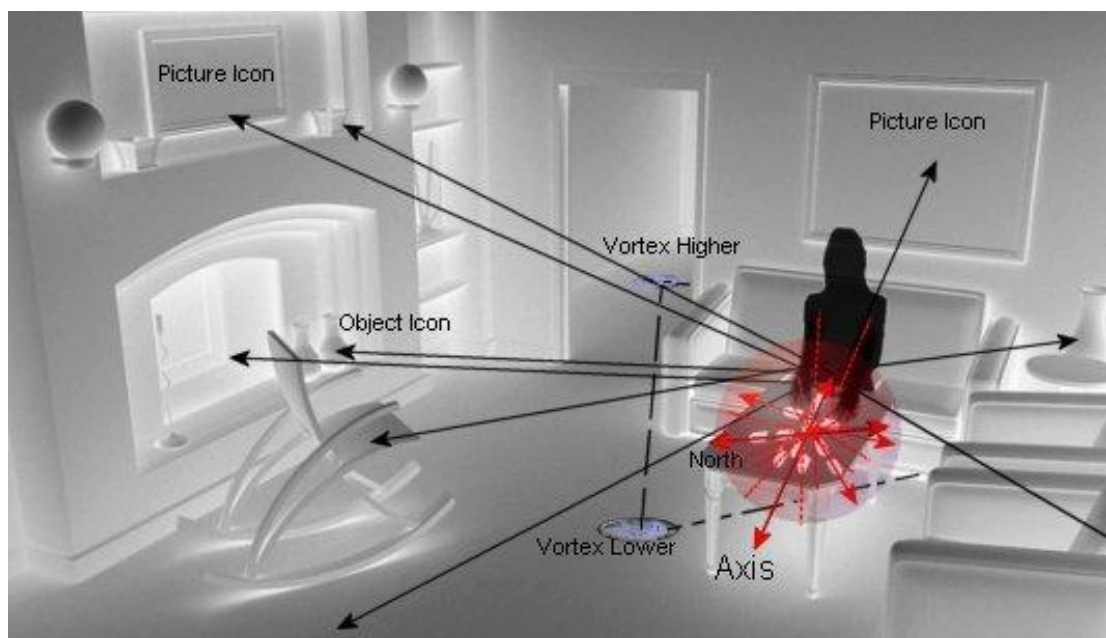
Each thought or emotion therefore exists as an electromagnetic energy unit or as a combination of these under certain conditions, and often with the help of coordinate points they emerge into the building blocks of physical matter. This emergence into matter occurs as a neutral "result" regardless of the nature of any given thought or emotion. Mental images, accompanied by strong emotion, are blueprints therefore upon which a corresponding physical object, or condition or event, will in our terms appear. In other words if you had strong enough emotions in the "right" place you could manifest a devil, a Mother Mary, ghost or even a burning bush. The intensity of a feeling or thought or mental image is, therefore, the important element in determining its subsequent physical materialization. The intensity is the core about which the electromagnetic energy units form.

In our terms, the more intense the core, the sooner the physical materialization. This would apply whether the mental image was a fearful one or a joyful one. Now there is a very important problem here: If your turn of mind is highly intense and you think in vivid mental emotional images, these will be swiftly formed into physical events. If you are also of a highly pessimistic nature, given to thoughts and feelings of potential disaster, then these thoughts will be quite faithfully reproduced in experience. The more intense your imagination and inner experience, therefore, the more important it is that you realize the methods by which this inner experience becomes physically real. Your thoughts and emotions begin their journey into physical actualization at the moment of conception.

If you happen to live in an area where the coordinate environment is strong, one of those areas I have spoken of as unusually conducive, then it will seem that you are deluged by illnesses or disasters, if these are the nature of your thoughts, because all thought is so fertile in this environment. If, on the other hand, your feelings and subjective experience are fairly well balanced, fairly optimistic and creative in a constructive manner, then it will seem to you that you have been blessed with unusual luck, for your pleasant suppositions will come to pass so quickly. This is why these areas are called "intense areas". They literally intensify creation by speeding up (in our perception) what you are capable of on an intellectual, emotional, and physic level.

The following is an experiment that you can try at home:

Sit quietly with your eyes closed and try to ascertain the directional proximity of main or subordinate coordination points. Here are some aids to help you. With the intent in mind, you will find your inner vision inclining toward a particular direction of the room, and even your thoughts will seem to follow in the same direction. An imaginary line will help you properly identify the place, in any given location, closest to any given coordination point. Imagine a line drawn from the point of your inner vision, coming from the inner eye you seem to be using, outward. Let it be joined by an imaginary line from the top of your skull, following the same direction in which your thoughts seem to flow. You have an imaginary line, then, in this case, from here, and here. There is an angle, and then both lines form together. They will point unerringly to the direction closest to a coordination point. The subordinate points permeate space and will vary in size. Sometimes the angle will be longer, but the two lines will point in the right direction.



Chapter 12

Dolmens




Lanyon Quoit Dolmen in Cornwall

The oldest known dolmens are in Western Europe, where they were set in place around 7000 years ago. Archaeologists still do not know who erected these dolmens regardless of the continent they are found in, which makes it difficult to know why they did it. They are generally all regarded as tombs or burial chambers, despite the absence of clear evidence for this.

As typical during ancient times; sites that stand out on the landscape become focus points as being a special spot or landmark. No understanding is needed of the landmark as people look for special markers, be it natural like large trees, rocks, a hill top or an ancient site (which is not recognized by the local cultural). All these landmarks become natural markers for love ones to remember who is buried there. This is why human remains, sometimes accompanied by artifacts, have been found in or close to the dolmens. However, it has been impossible to prove that these remains date from the time when the stones were originally set in place or that the cultures had anything in common with the builders.


Their design has also frustrated generations of archaeologists attempting excavation; dolmens are effectively open boxes that have been exposed to the elements, and

curious fingers, for many millennia. Few dolmens produce the quantity of material that is typically found in other forms of ancient chambered tomb. When material is recovered, analysis is complicated by the fact that these sites clearly saw depositions over very long timescales, often thousands of years.



Ganghwa Island, South Korea

So what is the answer to these mysterious stone structures with massive boulder arrangements that obviously took a great deal of trouble to erect? The last place to look for answers are sites that occupy a long culturally historical obscurity. Great Britain is a classic place not to look for answers because of the thousands of years that the original dolmen cultures have been absent. To look for answers that may bring one closer to the truth, but still not complete in understanding, one only needs to look at the modern Sami people of Finland.



Sami Seida from Votovaava Mountain, Russia



Another Sami Dolmen from Votovaava Russia –

Credit: http://www.ufostation.net/readarticle.php?article_id=558

Above are examples of a present culture that is still using them. The Sami call them *Seida*, *Seyda* or *Seid* (Finnish language *Seita*) and are sacred to the north-European people like the *Sami* (Lapps). The term refers to a very special place in the mountains, tundra, taiga, sometimes a conspicuous stone, stump, lake, or other natural formations. The concept of *Seyda* also includes artifacts – structures made of stones. These sacred stone structures are found in Russia (Karelia), the Kola Peninsula, as well as in Scandinavia.




Sami Dolmen from Votovaava Russia

The modern Sami shamans believed that in these stones live spirits that might help them if one sacrifices an animal (usually a reindeer). The sacrifice usually was done near the seida, as these places are considered to be sacred. From there the stone was wetted by throwing the blood of the sacrificed animal onto the central stone.



Ceavccageađge: one of the highest concentrations of archaeological sites in the Nordic countries is at Ceavccageađge in Varanger, Norway.

Today the Sami use meeting places like Ceavccageađge to cultivate their relationship with the realm of the gods, Saivo. The Fish Oil Stone (shown above) is a monumental standing stone surrounded by several large stones which may perhaps have formed a labyrinth. A block of stone resembling the Sami sacred animal, the bear, is called the Bear Stone. As with all of these ancient understandings and ceremonies, time has changed the focus from the original shamans.



Boundary Waters Canoe Area (adjacent to Quetico Provincial Park) north of Tofte, Minnesota

So what is the purpose of the Dolmens? Well it is not for burials; rather they were to facilitate shamanic practices. This can be witness by the remnants of knowledge left over being used by present Sami shamanic practices at these sites. They are basically portals into the unknown, doorways into the “lower worlds”. I have witnessed this in my own research of the petroforms in the Manitoba Whiteshell. Some of the sites are adjacent to very large boulders. When dowsing these sites the petroform would always have an energetic line straight from the petroform to an adjacent bolder. It as if the petroform was built there because the bolder was there. The energy line showed that human consciousness was energetically attached to the bolder when the shaman was working with the petroform layout.




Rainbow Falls Turtle Petroform, Manitoba Whiteshell

In the shamanic practice one uses visualization, images from one's mind as a conduit or doorway in facilitating a journey. For some shamans it is a smoke column to follow up into the sky as a way into the upper world or in the opposite direction an animal tunnel into the ground towards the lower world. Still others focus their mind into a tree trunk and follow the roots downward or upward into the branches to accomplish the same journey. Diving into water with one's mind or entering into an animal with abilities to fly or dive into water are also favorite methods. This type of animal connection is not the same as what is referred to as a “power animal”, although some would group them together. I prefer to separate the physical form from the lower world spiritual energies.

This animal imagery (in both cases) can be witness in petroglyphs created by ancient shamans. All these examples can be simply from ones imagination, but it can also have more dramatic and crisper effects if the physical object is in front of them. The shaman doesn't have to imagine a doorway as a physical one is in front of them. The above


photo of a petroform from the Manitoba Whiteshell is a classic example. The turtle (represented in shape) lives in one reality and can also dive deep into another (water). These represent special abilities that shamans assign a relationship with.



Different examples of petroglyphs show the animal connection.

Many advanced shamans experience a transformation into animal form to do their work. The experience is so real there would be no benefit in trying to convince them otherwise. The more grounded we are in the physical the more we will have a tendency to need physical reality symbols to assist with the experience. This is because to some, the OBE experiences does not correspond to how they see the physical world. Therefore, if we find ourselves flying in a journey (knowing full well we do not have feathers) some of us prefer to create the mechanism that is capable of flight, and that is a bird. They will either co-create with a living one (melding consciousnesses) or see ourselves turn into one. This is completely real for those that have the ability to go Out of Body and still need to be attached to the physical world. There is also nothing wrong with this, as it is just an expression, like everything else in life.

All material has a vibrational flavour that is very specific to the form regardless of how similar the forms may look. To use different materials as tools, you first have to be accomplished in sensing their energy and vibrational level. Connecting to a feather is connecting to the bird's spiritual vibration and its abilities to create physical flight in this reality. This is a powerful way to connect to the bird's conscious ability to soar (starts in nonphysical) for there are no boundaries to conscious connections, unless the difference is extreme. In this case the connection will be limited in its experience. Connecting to this level of spirituality becomes an individual experience for we are working on levels outside the physical. This is also why shamans and the ancients wore feathers and other animal parts, as these are energetic keys to unlock doors and avenues into awareness levels not possessed by physically orientated humans.



Buckhorn Wash Barrier Canyon, Utah


Connecting to any animal through its spiritual aspect is also a channel into its strengths, as explained in earlier writings. After all this is the realm that gives birth to its physical form. All shamans in past and present cultures understand this as the animal's strength and power can be adopted, in nonphysical levels. As shamans we can use this knowledge to advance our abilities. This includes connecting to the one of the lowest vibratory worlds of the snake vibration. This level is a step away from the Dorajuadoik and the answer to why some cultures saw the snake as a symbol of power.

The petroglyphs above are from South Western USA and shows the workers at this site have achieved the highest semi physical experience possible. It is the opposite direction of the Dorajuadoik or towards the higher vibrational realities. This shaman's introductory stage is represented in the figure to the left. As time and experience in these realms expanded the connection became more experiential or into the consciousness spectrum. This can be seen in the middle figure, followed in time by the last one to the right. You can see the progression of complexity as the shaman's vibration began to match that of the contact entity. The shaman's vision is now entering into a wider value of the energy that is supporting the experience. The right side is the completion of this one's work. In the right side one, the shaman has drawn shells of energy and the top of a complete orb that surrounds the entity. The "wings" of "angels" are the energy flow connections to different vibrational reality shells.


Stone is one of the best carriers or "storage containers" of energy and information (too huge of a topic to get into at this book). It is the first vibrational foundation of Earth's physical reality. At this level, physical reality takes form (see "Schematic of God" book for more).

The more quartz content (silica dioxide) the better the “memory”. The old North American shamans called rock the “History Keepers”.

Dolmens take on many different shapes:



Salem, Massachusetts / MacDonald Lake, Haliburton Forest Reserve, Ontario



T shaped Hunebed D27 in Borger-Odoorn, Netherlands



Dolmans of North Caucasus, Russia - smallest opening = isolation for lower world.

Chapter 13

Working with Ancient Sites

The ancient structures were built as collectors of energy that allowed shamans to enhance their abilities and experiences. This was accomplished through knowledge of the universal structure in conjunction with the geographic locations. These structures or “machines” made it easier to attract and store the avenues of choice. Creation in the physical is a combination of energies. At these sites one can focus specifically at one part (angle) or use multiple points of focus. There are no rules per se but one must understand the general purpose of the angles. As shown in prior chapters there is a time orientated structure at all sites built on vortex areas. Facing the direction of choice is important and with this the correlating desire for experience. Efficiency (quickness in time) is a result of desire aligned with spiritual connection and physical positioning. Generally, circle sites are more oriented to higher vibratory states while square and triangular are more physical creators. Pyramids are machines that focused in three dimensional alignments with the same angle. This could include journeys (contacting to physicals outside this reality), power of creation in the physical, physical based knowledge, and so on.

Remember this reality’s present position and to a future focus is angled at approximately 51- 55 degrees. This is why many ancient sites are aligned to these 50ish angles. Using a 3 dimensional sphere as one’s compass, see the angles that apply. The opposite angles of 234 degrees (of 52) shows the way to our past. Both angles represent the physical connective angle but the 234ish angles are the past physical and one’s foundation in their physical. Family ancestors are along this back angle. Focusing to the elemental or animal guardians would be found in the range of 120 - 135 degrees. Going deeper into the lower vibrational levels would take you to the Dorajuadoik level of 160 + or -. Tilting any angle sideways or up and down (3D) will result in variations of this energy so one must experiment or rely on intuition to fine tune this.

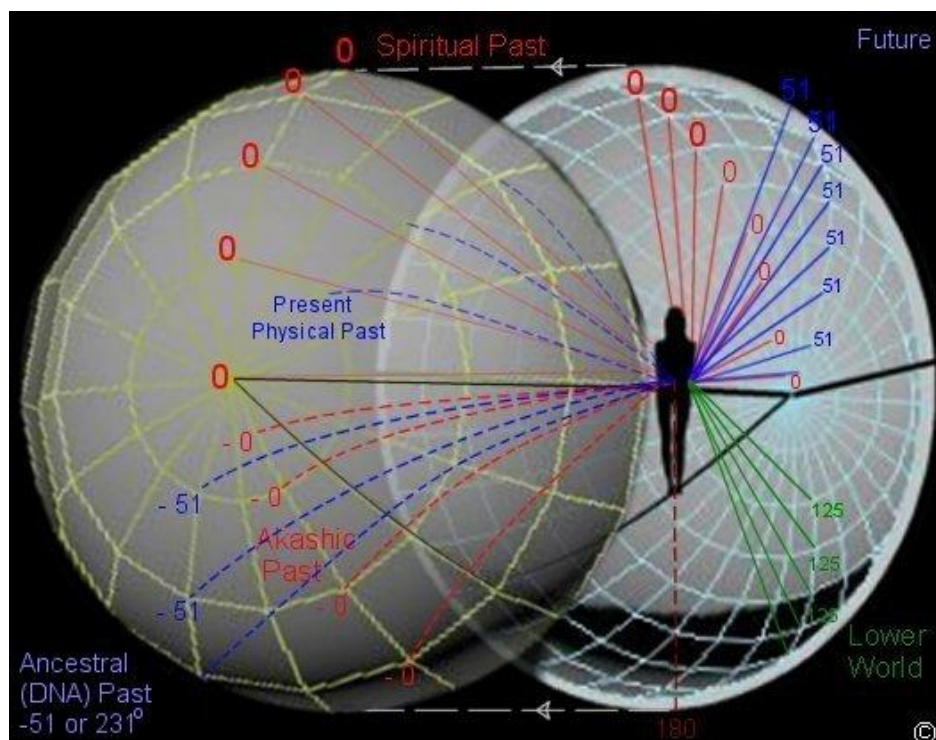
This is the biggest problem with ancient sites. Their angular structure is typically set up with alignments of past earth processional tilts. Unless a complete time cycle has taken place the structure is typically out of sync with our present. Higher vibratory site structure should be aligned to 0 degrees (give or take 5 degrees) and this is why some sites are presently at 12 – 15 degrees off north (processional shift). In this modern time period the benefit of working at ancient sites is not in the site itself (unless researching past shamanic understandings) but in the general area. Typically through time the main vortex area itself has moved over to the side and out of the archaeological site. With this understanding one can comfortably create their own site without disturbing any

archaeology or energy of the original site. Dowsing rods or pendulum can help in finding this new vortex position.

Dating the site can be calculated by this deviation, assuming it has not cycled around a couple of times. If a site goes back too far there is another angular problem that is present but its subject is too big for this book. Here is a link to its direction if you curious.
<http://www.nealadams.com/index.php/science>

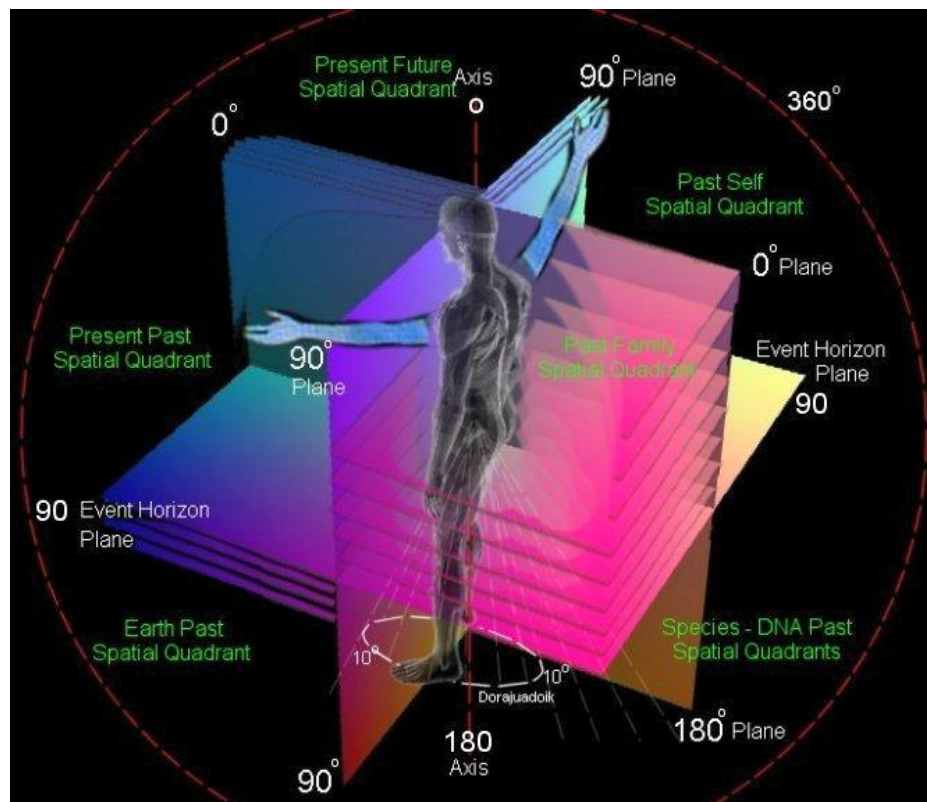
The best thing I can say is to experiment and experience it yourself. This is because everyone will have different results depending on their awareness level, and desires. Also remember that because of the differences between the sites and one's own process there could be immediate results or it may take weeks to see any changes. This is one of the most important things to understand. Like all evolution of spirit one must be ready for change. If one is not ready to change do not expect instant results. This sounds easy but we hide our fears of change, and so well that most are not even aware we have any.

Don't forget that this is also based on a 3D sphere, with one in the center of it. The angle's in this sphere can be seen as "rings" or hoops of energy around the sphere. In my teachings they never referred to the opposite degrees of an angle as its numerical extension. So 53 is 53 degrees all the way around the sphere. 45s and 90s are the same with the only difference is the axis position of 0 and 180 degrees (see diagram below). There is so much around this subject and it gets very complicated but the purpose of this text is just to introduce people to this lost understandings.

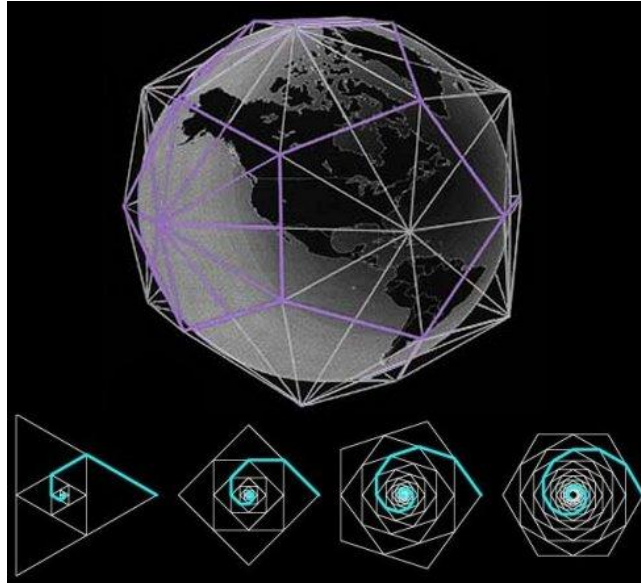


Angle 0 and forward is the Present with Past Present to left, Present Future to right. Behind you are the Past and this is towards what created you, your family DNA and so on. Spiritual levels behind you are upper quadrants, and biology in the lower quadrants.

The planes shown in the diagram are called Event Horizon Planes. In this work the horizontal planes and vertical planes are treated as layered events of creation. They are both called event horizons but they vary in angular degrees and thus energetic abilities or flavours. The planes are also layered to make up a complete cube structure, and with the sphere become the very basic levels of the universal structure.



When using these planes in a mudra have your palms open and facing the direction of connection. Placing ones arms straight out to the side will show the facing open palms connecting to a horizontal plane. See the planes as slices (slices of reality) as this is what my teachers call them. Rotating the palms will connect to a different layer or slice. Experiment with this in a meditative state observing the energy differences in your palms. The knowledge of the planes or slices is a very important aspect of this type of work.



Did you know that almost 90% of the world's population lives in the northern hemisphere? In addition, that half of all earthlings reside north of 27 degree N. of the equator, and with the average human living at 24 degrees from the equator – either north or south. With the earth's tilt that produces $24 + 23.5 = 47.5$ degrees.



Carnac Stones

Most people do not want complicated answers. When it comes to the stone monoliths they ask; *How were they used and why are they sometimes in such remote locations?*

- There are many dynamics at play here:
- There is the shaman's ability.
- The locations picked in the earth's matrix.
- The structural design itself.
- The material used; be it wood, earth, or stone.
- The historical period of human consciousness that was involved (the most critical aspect).
- The needs or desires to be fulfilled through the interactions.

All of the above can be rendered down to two main components. They are human consciousness and the Earth's physical contribution. Each of these components are separate from one another and yet share a symbiotic connection with each other.

Working at Sacred Sites within Nonlocal Realities

We as humans, in physical form or not would have to call time an environment of our psychology. Time and space are realities that are created for our own conscious need of existence. For most realities have nothing to do with space as we understand it. We create multiple layers or veils that give the illusion of space. Our eyes (the sight sensors) become the windows into this creative field of veils. As we look out into the world we see objects and features that are no more than co-creative manifestations of assigned energy patterns called matter. In some respects elements and matter did not exist prior to this co creative organization. As humans we are not only creating our own physical bodies but are also manifesting and grouping together with other levels of consciousness to create this reality or world. Earth based creations have and will always exist whether humans are involved or not so I'm not saying that other forms did not exist prior. What I am saying is that perception determines creation and it is through the filtered perception of consciousness that organization happens. One other thing for now; for our level of consciousness to inhabit any reality there must be acceptance by the other levels of consciousness. This happens through a common vibratory need otherwise we could not create in their or any environment.



Space as well as physical form is a creation of consciousness that organizes the reality into a format of prearranged perceptible templates. These templates have been prearranged at other levels of nonphysical vibration by higher levels that have the need to experience the denser realities. All levels of consciousness whether it is from the lowest vibration to the highest can within limited parts create the environment we call the physical world. The “conscious levels” of individual earth elements will co-create with higher vibratory states like our source consciousness. Their proximity to source energy is their strength and this strength of energy flow creates a longer “time duration” due to slower vibratory rate of this source energy. In this reality that translates to a common vibratory index called the Earth. All environments are a balance (to a certain extent) of energy flows from different entry points or directions. Energy flows are a result of conscious needs and this need can be weak or strong in desire. As the need is resolved (a balanced state) the creational energies that make up the environment start to break up or dissolve.

This dissembling of the creation is a special aspect of time “ending”. We see and understand it as historic endings, whether it is earth’s history or just a moment in our personal day. The duration period of matter or physical reality is determined by the vibratory level, strength of connection, and the source energy itself. Physical matter is a creation of unbalanced energies so the level of imbalance will determine the type of matter it is. This process is also in relevance to the time aspect.

If you co-create with “natural” material like rock you will achieve a longer lasting creation due to its purer form or direct connection to lower source energy. Wood on the other hand was created from the same elements of nature but its creation was instrumented by the tree’s consciousness and this is a “type of filter” from source energy. The co-creation of the tree’s consciousness with the elements will be a relationship of energies that will determine the time frame of the tree’s needs, thus the wood’s existence. Even after the tree’s consciousness has left the reality other forms of consciousness like bacteria and fungus will bring about another creation that can accelerate or impede the speed of the time frame. Adding a third aspect energy like human desire will also change the original energy in a subtended aspect that could appear as if the tree’s force is still present. As you can see time in this scenario is all about the speed of each creational need that is present. Time appears to overlap but as far as the original tree is concerned it ended at its death.

You may say why does wood in a desert not disintegrate as fast as wood in a humid environment? It is because there is a forth aspect involved here that is separate but still one in the same. The environment, or in this case Earth will have its own laws of creation of its own time frames. It has its own co creative order and flow of energies. These energies are specific to its structure. In this structure there will be areas of more energy flow and areas of almost neutral or no energy flow. Placement in this larger creation will have an effect because of “time” differentiations in the larger cycle or environmental energy flows. The earth itself is a co creation of different environments that allow for different time periods to develop. Thus desert or dry areas appear to be moving at a slower rate of creation then other environments, for instance the West coast of North America.



In all realities creation and construction are by those who perceive the reality. Those who do not construct a reality cannot perceive it. Consciousness therefore is the

primary construction of individual self. It doesn't project itself onto matter but co creates and organizes with other forms. Together, they become allies that are defused throughout the reality being created. This creative consciousness is not imprisoned into its creation but has only a part of it there to maintain the creation. If a human "soul" energy could incarnate into a physical reality it probably would explode this realities' structure due to the imbalance of too much energy (as humans we only require 3 -5 % of our soul's energy).

We are not imprisoned in our bodies but we are, for now, an individual entity represented in a human form. With billions of layers of consciousness creating our cells and mineral composition there comes millions of layers of needs and awareness. On the other hand the consciousness of a rock is composed of less complicated co-creations thus it is more basic in a conscious form. Human or rock both receive their own level of value fulfilment thought this earthly process.



There is nothing in the current scientific understandings that will help you understand what time is. This is why we have to start from the beginning. The only concepts of time in our modern world have come from intellect and imagination. Although there is nothing wrong with this process there can be a problem with the information being very limited in its scope. If human intellect had "designed" the universe you can bet it also would be completely flawed in more than just concept. All current understandings of time have come from scientific theories. These are theories and are based on understandings that

have no or very little truth behind them. Most of our scientific understandings originate from incorrect ideas created decades and even centuries ago. It is from these inaccurate concepts of the natural world that current science continues to carry the torch, but with increased difficulty. To understand time you would first have to understand the design of the universe. Even with our current technology and computer sciences we are still in a very primitive state as far as addressing these major subjects.

How does one find the answers to the questions of time, universal design, and the creation of reality? In the past we created religions based on mystic's journeys into the non physical realities. Unfortunately interpretations of these journeys were subjective as to the level of awareness and knowledge of the mystics themselves. Even with good understandings by advanced mystics, the people that followed their teachings usually distorted or altered the information over time, for one reason or another. This leaves us with the field of science but again modern science is based on many problematic theories that are all based on intellect only. At any given time period in scientific history the truth becomes dated as new instruments prove that the theory was flawed. This will continue unfortunately with no end in sight simply because tools and mathematics based in one reality cannot bridge the other realities.



It was pointed out to me that reality is an illusion and this illusion can be likened to a mirage. How can an object caught in a mirage understand or investigate what is creating the illusion in the first place? There is only one way, we must remove ourselves from the illusion itself. It sounds too simple but it has been done countless times in the past so what has divorced us from this ability in modern times? Almost everyone knows

the answer to the last question (we cut ourselves off from source) but the real question is how can we recover the past knowledge and the methods?

First of all, if you do not understand the energy flow that supports and creates the physical world you will not know why it appears the way it does. Energy always has a source and every source has its flavor or vibrational resonance. It is in the structural design of the universe that decides the type of energy that is accessible and in what amounts are available. All future technology will be designed under this knowledge. All future scientists will have complete concepts to design their technology. If you do not know where to look you will not find what you seek. You could be standing on the truth only to find that your elevated position comes from the structure you are standing on. Understanding the structure of reality can be very simple if taken one piece at a time. Furthermore, all of us have the ability to access the universal knowledge. It is just a matter of acknowledging this ability and then doing something about it. Some simple axioms that can be applied;

One, the information is only available for those that are ready for it.

Two, a major part of this readiness is having a base understanding of the language the information is being taught in. Without understanding the language there is very little that can be downloaded with confidence. This has been the biggest issue with mystic information from the beginning of time. Communication must have common symbolism to form an accurate language for the information. This can be seen in ancient pictographs which show an attempt to communicate the event but following short of the language to transcribe it.

Three, complexity lies only in multiplying simplicity! You need to see the individual parts first before you can describe the whole.

Who is ready for the information? You are, and simply by being drawn to this book is your proof!



Chapter 14

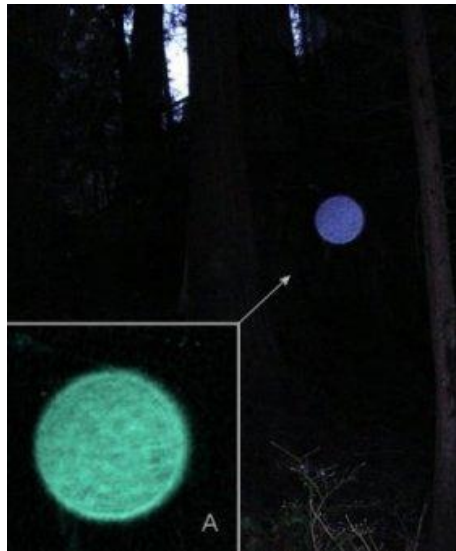
Emotional Vibration

Observing time without tools or structural understanding:

We live in a thought responsive universe and because of this we can observe our “time creations” moving in different rates or speeds without instruments (our own personal proof). Everyone can remember experiences that showed this. Examples of this are vehicle accidents, fights, and experiences of survival. Notice the common theme of fear. So why does fear change the speed of time? It is not fear itself but emotion that is the motivator. Thoughts are projections but emotion is the impetus or driving force behind them. Fear has the ability to etch its memory into our minds at “basic life” levels (it is ingrained from our primal past). Blissful moments or expressions of passion can also show the time effect but they are not as noticeable. We are programmed to see fear with pain and bliss as the reward so fear becomes the base need before any added experience can be gifted. Blissful and passionate moments generally have opposite effect on time by speeding up the rate. As we have all observed in moments that we are enjoying ourselves time seems to slip away very quickly. So what is the separator between the emotional speeds of time? It can be found in the vibration or frequency of the conscious expression itself.

On a perceptual level we can examine time and its effects with one of our best human qualities, emotion. Emotion shows us a lot about our own creational ability. Fear can maintain a grip on this reality and this in itself would make time appear slower (for the observer). The base root of the emotion called fear is a perceptual view of one’s surroundings based on lower levels of understanding. Lower being a reference to a lower vibrational state or reality. As discussed many times in “The Schematic of God” the vibrational level (physical, physiologically, or nonphysical) will only support that like vibration that defines the state’s level. The frequency rate or vibrational level is the aptitude of the level and fear as we all know is very dense in nature no matter where it is found.

Emotions transcend all levels to a certain extent but on higher levels (balanced states) this type of emotion would just be observed. In lower states it is experienced, in other words lower levels support the experience of fear. Fear has a certain ability to lock the expression into slower time frames (but only in lower levels). Lower levels are denser and thus move slower (in perspective of being viewed from a higher state).



Spirit entering the physical in its true shape.

As I have already said we exist as consciousness in a thought responsive universe. This also applies to nonphysical realities. As explained in the chapter “In the Beginning” – “The Schematic of God” thought was the source creation of this universe (from Source Power). Thought or desire manifests creation on all levels but as you approach this reality physical forms begin to manifest but in vibrational levels that are still observable to us. As you continue to get closer to this reality you are essentially immersing yourself (as consciousness) into denser vibrational fields. In other words the manifested forms become more physical as they enter into denser regions called “Orb Shells”[©] (as seen in photo above) and we usually see these manifestations in our peripheral vision. In this level they will appear as semi physical, some people call them ghosts or spirits. This is not necessarily true by definition for there is much more to this. Descending further into the vibrational density, thought forms become perceptible and are called physical. The physical reality is a composite of vibrations, that exist within a zone we call reality. This zone is made up of many different layers of energy thought forms that are perceptible simply because they have some common vibrational needs with us.

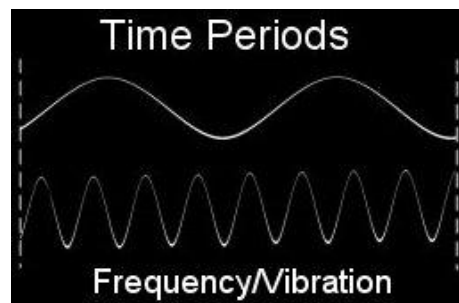
On a radio dial many stations can be separated by a simple device known as a variable potentiometer. All this device does is separate the radio band into segments. Radio stations then broadcast on these individual segments. We all accept this concept but to say that there are many realities within this reality is too much for most people to accept. It is the truth for there is a tuner and it too uses frequencies to separate the physical realities from one another. Science will someday develop this understanding but only after developing a tool to show them (if this is possible). We don’t need this tool for we are ready possess the ability and it is called consciousness.

Time is also a component of what separates realities or dimensions. Using a clock to measure time would prove inadequate for the clock has its own vibrational field and this is also relevant to the observer's creation. Using the movie model the clock would be one actor and the person partaking in the experience would be another.

Unfortunately the two actors are from two different movies and are now co-creating a third movie. It could be likened in difference to an actor from a horror movie now co-acting with an actor from a love story. Their obvious vibrational rolls will be very different but yet they can still co-create together, to a certain extent.

The clock was not assembled with or in any specific vibrational level nor was it created under a specific emotional state. Its parts are composed of more base element level of creation (a balanced neutral primal state) and in one way set the clock at a higher balanced state than the emotion of fear of the human. The speed of time is the measurement of events in sequence, but the sequence must correspond with the vibrational levels of the creating parts. As discussed vibration can co-create to certain extends with other vibrational levels and create a sequence of events called time or reality. Base element consciousness cannot exceed its level of creation but it can join the human in form by allowing human creation to form it into a different shape. It is no difference that the moving fan blades that are what they are, regardless of the speed or rotation they achieve.

These levels are supported by slower vibrations that cannot create faster movement or results in this environment. You cannot use a clock to time the effects of fear for the clock is only one "actor" in this story line. The clock belongs to a different "movie" for it will have its own specific vibration, a vibration that cannot be changed. The clock was not created in fear and this alone will set it at a higher vibration than the emotion of fear.



There is a difference between rate or speed and vibration. Rate is a sequential or repetition of the same vibrational state. On the other hand, vibration is a frequency of form, it is the essence that separates and creates all individual forms. The preverbal

rotating fan blade example is a good model for it can move at a faster rate but this doesn't mean it has changed its original vibration. It is merely repeating its vibrational level through a patterned repetition (in a closer sequence). It is in the eye of the beholder that determines what rate is observable. All matter is flickering off and on, our range of vision sees what it is designed to see and therefore a solid state of matter is achieved. Someone in a potential vehicular accident scenario will still not see the other car's wheel in slow motion. What they will perceive is the creation of the event in slow motion. This is because time is proportional to creation, for time is the catalyst for creation. A physical world can be created on higher vibratory levels (outside the third dimension) but it is a personal reality (created by consciousness), but can appear just as physical to the individual, and restricted to a singular reality.

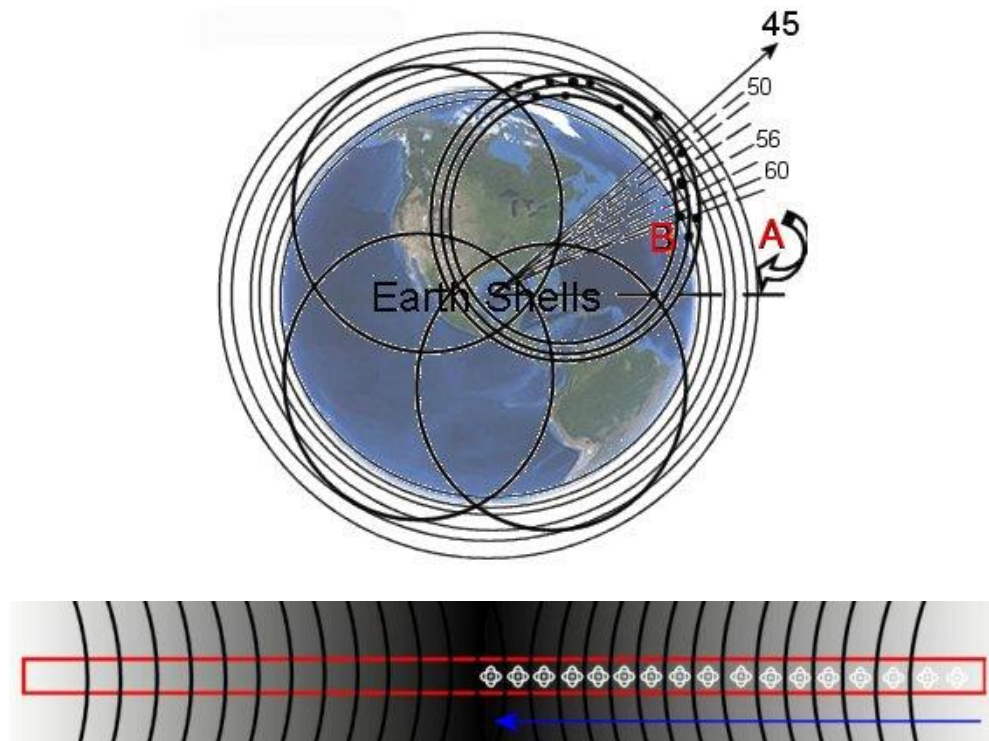
Upon death this is what happens to a person. People that are knowledgeable in the other realities move on to finer vibrational levels shortly after death. For those that are rigid in this life this rigidity is recreated outside of this physical reality until outside help shows them otherwise. This world is a stage for all those that have a common creative vibration to share with each other.

In order to effect the environment on earth one needs to project outward at a different perceptual frequencies than the world itself. This can be accomplished by first raising ones vibration and expanding this vibration outward, not inward, and always to a supportive reality. In other words a person is adjusting their reality to an inner state of vibration. Reality in any dimension is a projection of one's state of emotions and beliefs. It is the emotional perception and projection of corresponding vibratory "speed" or "rate" that will determine the visual correspondence with the reality.

Being placed into a fearful place has the same effect of appearing to last forever. People living in fear do not move for they are "frozen in time". Love and excitement on the opposite side of the scale will show the same time effects but at a faster time frame, this too is all relevant to the observer and their experience. Trying to measure emotion is like an attempt to measure one's perception. It is all but impossible on any level of scientific accuracy due to the lack of repeatable results. There are two ways that an individual can slow down perceived time. One is to raise one's self to a higher state of vibration then project it to the surrounding environment and the other is to achieve a balanced state within their level. In affect there is no separation between the two for a balanced state is a higher vibration within any level. A balanced state also allows one to connect with higher level energies which in turn will create more balanced energy. When achieved for a period of time a stable higher level can be maintained and this will become the permanent level.

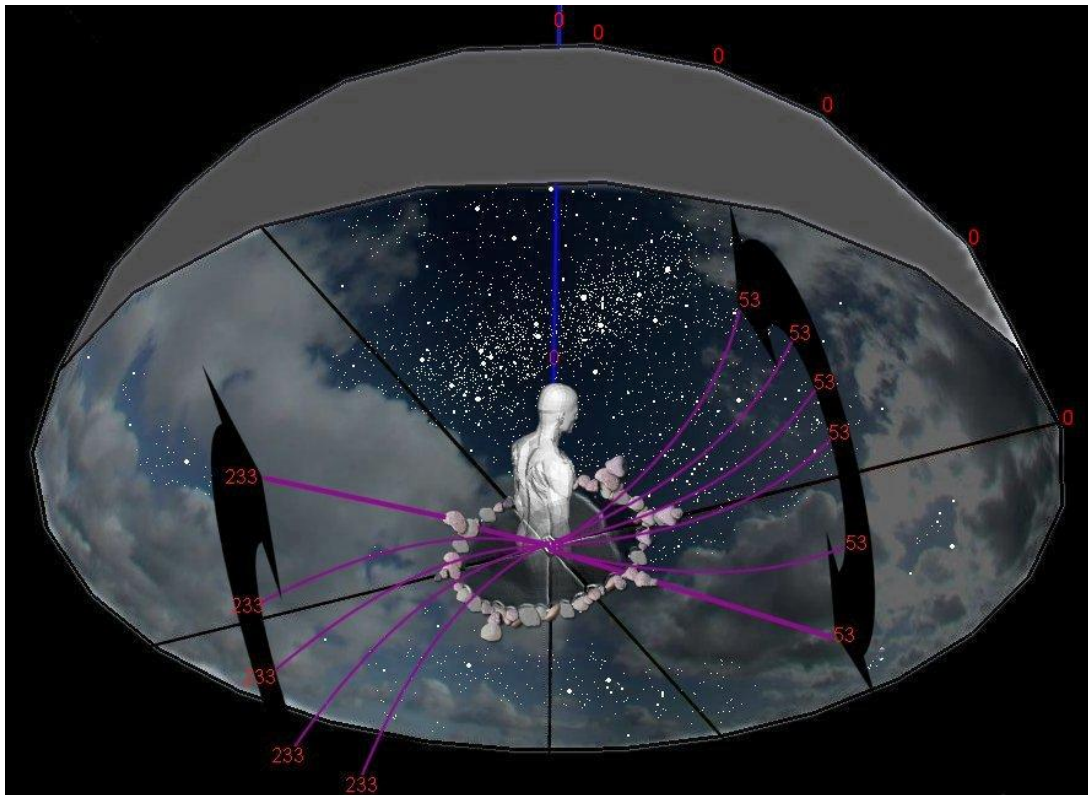
The difference between the physical reality and those of higher or lower vibrational states is that the physical reality is a very narrow "shell". Nonphysical dimensional levels

are extremely expansive in nature due to the lack of focused “space and time”. The physical band is a localized vibrational state when compared with other dimensional levels. This region of focused energy creates bands of existence that must be maintained and supplied with consistent flow of energy. Take any one “actor” out of our movie and the story line around this actor falls apart.



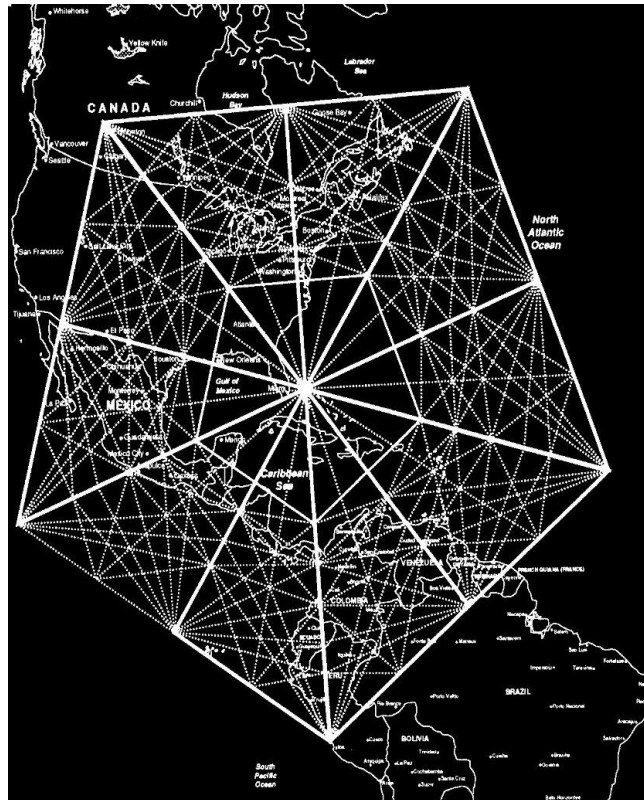
One final comment on fear and its creative experiences. In a “life threatening” experience it is the event itself that is the “need”. In “life threatening” experiences there is a goal that is being attempted. The purpose of the event is to achieve change or movement in a person’s life. This is a design that comes from higher levels than the person’s physical awareness. In the case of an individual’s “need” the physical awareness is more than likely stuck in its growth or evolution. To bring it out of this stagnate state, a shock method is sometimes required. This means that higher aware levels of the individual motivate the unaware physical form into situations of attention. Not much different than a Zen master getting some attention from a pupil using a tingsha.

When a person finds themselves in this situation they are not only connected to a higher level but are being immersed in this higher vibration. At the moment of immersion the higher frequency gives us the ability to see the physical reality in a slower rate by default. This default state allows us to “see” more clearly and in slow motion!



Chapter 15

Earth's Physical Orientated Ley Line Aspect



Bethe Hagens Grid


Ley Lines, as they are commonly called are a physical interpretation of a nonphysical structural aspect that actually extends across the universe itself. On the physical side this structure starts at the atomic level and continues in size to the entire universe. It is all the same structure regardless what science perceives at this time. Its main components are electromagnetics with an ethereal property that I don't have space in this book to discuss. For more on this topic see: [The Schematic Ancient Sites and Time.](#)

All of these aspects mentioned are outside the current instrumental abilities of science. This is the reason why they are not recognized in our culture.

Even at the most basic levels science currently does not even know that magnetism and electrical energy have ranges that extend beyond what can be measured today. Most of the problem is in being restricted to physical instruments designed with and in our dimensional frequency called Earth.

As with visible light there are ranges outside of what an ordinary camera or eye can see. To record other ranges different types of cameras are needed. So if the electromagnetic properties of the physical instrument are outside its physical vibratory structure then there is no recording to be had.

Electricity and magnetism have many ranges of different vibratory levels. Astronomers know this and call it "Dark Matter" as it is outside their instrument's range and yet they know something is there. Ley Lines fall into the same category as they too fall outside detection, but patterns are there and there are those that have the ability to see these lines. These people that have psychometric abilities are called mystics, shamans, and general nut cases (by those with closed minds).



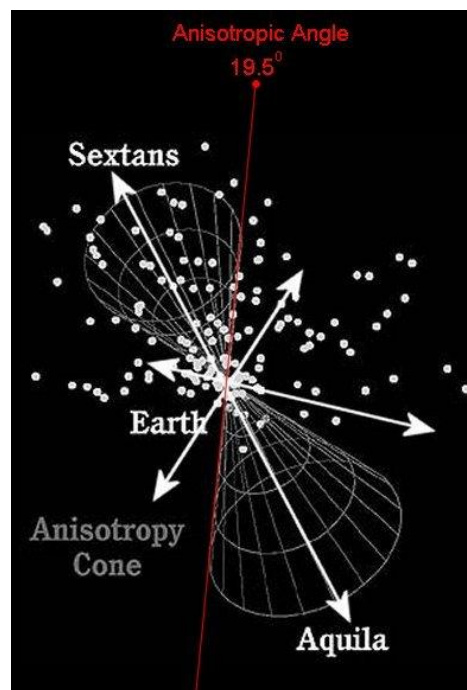
In photo above the galaxies appear to be in random order. They are not, as they are all in their individual structural place. What we see and detect with our current instruments are only objects that are within our observable limits (our reality band). Universally this is a very small band we call visible light and physical based electromagnetics. In actuality there is an entire structure there that cannot be seen because it is outside our range of detection.

To try and keep this chapter simple and brief I will only say that the electromagnetic structure has completely different dimensional levels and only a small band of it is part

of the physical realities. (For a complete understanding see [The Schematic of Ancient Sites and Time](#).)

In the center of the universe is a main energy conduit called the Universal Anisotropic Angle. It is down this main conduit that the universe's structure is formed. This universe's structure is in a spherical shape. In the shamanic teachings this is assigned as angle 0 degrees - flowing down to 180 degrees.

Ever wonder why galaxies are always at weird angles and appear to be randomly scattered across the universe? You have to think in 45-degree angles and if you lined them up to the Anisotropic Angle of the universe it would make sense. That is if you can separate different size structures from one another and their different vibrational levels (that is also relying on within the limits of our perception). Not all the 45-degree galaxies and their patterned structure will be observable to our instruments. The pattern will and is still be there and it can still be worked out if one can fill in the gaps.



The directional flow of this 0-degree energy is due to the construction of the universe itself. Our universe is a gigantic sphere and true to the design its flow is consistent with and to other spheres of its proportion. The ancients knew our universe's axis as they referred to it as The Tree of Life, the Axis Mundi, and other terms. Our Earth's position to this 0 degree axis flow is measured from our North Pole and is known to science as the Anisotropic Angle, which is approximately 19.5 degrees.

Just like the main axis of 0 – 180 degrees there is a pure source energy that flows into the sphere/cube configuration from all 8 of the 45-degree angles. The 45-degree angles are another harmonic level of the universal structure. It is another vibrational dimension below the cube and sphere but still part of the basic universal structure. Like the 0-180 degree axis the 45-degree angles are another one of the most important angles seen in ancient site designs. The reason being these 45 angles are the creative sources for the physical realities.

The 45 is the electromagnet angle that energizes the physical world and is the first stage towards physical creation.

Physical cannot happen without the 0-180 axis of consciousness, but it is the 45-degree angles, with support of a structural octahedron, that create elements and galaxies.

More information on 19.5 degrees:

The **Sun**: sunspot activity and the region of peak temperatures is limited to 19.5 degrees north and south.

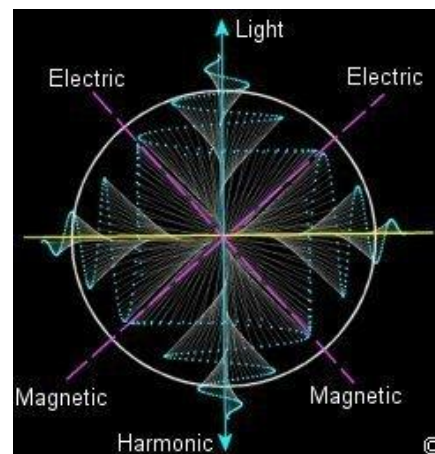
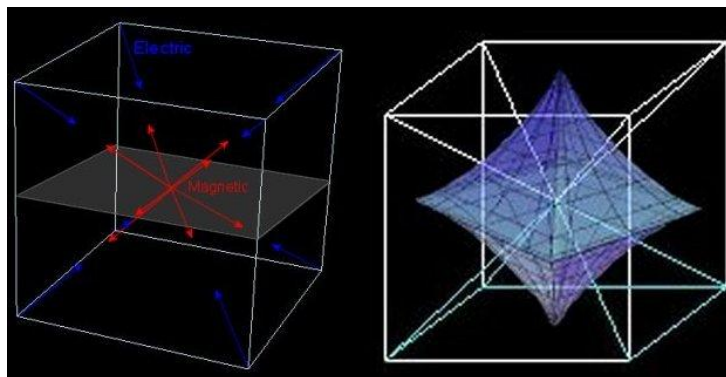
On **Venus**: the presumably active major volcano complexes Alpha and Beta Regio are

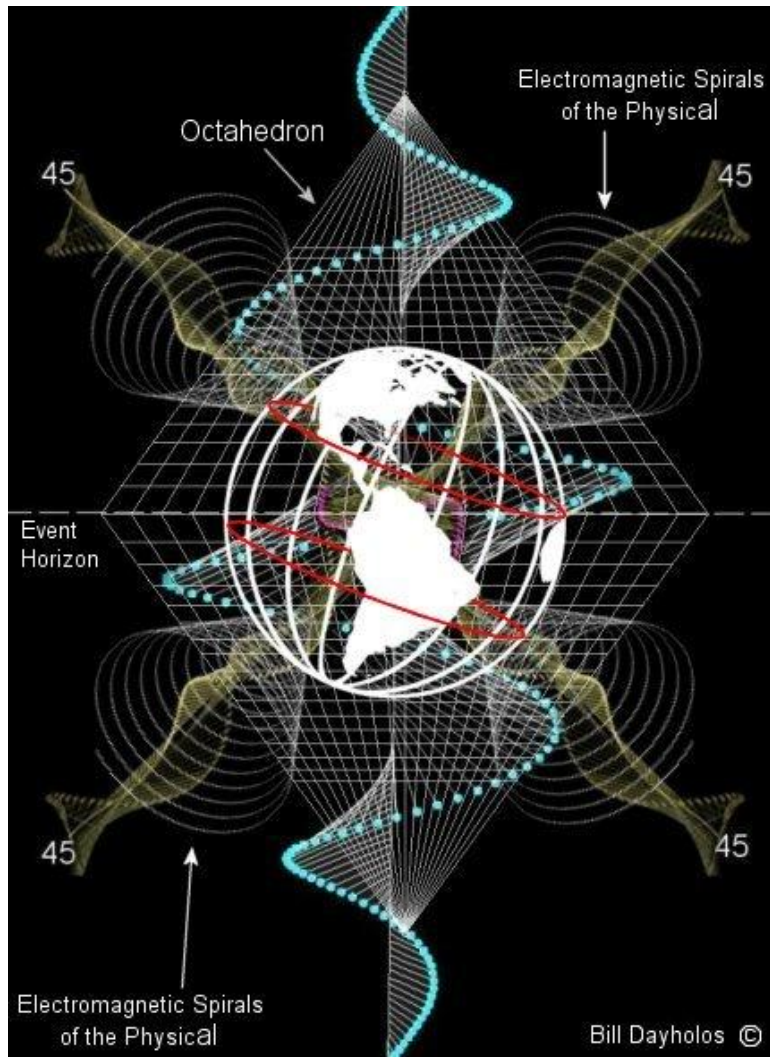
On **Mars**: the "vast" Olympus Mons shield cone volcano is at 19.5 degrees.

On **Jupiter**: the "red spot" which is an obvious vortex is at 19.5 degrees.

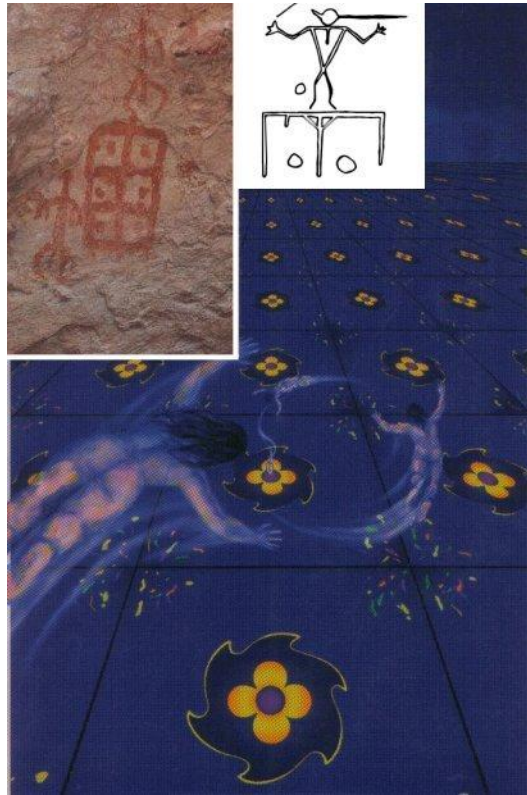
On **Neptune**: in 1986 Voyager II discovered a similar spot at 19.5 degrees north. near 19.5 degrees

It has been found to be associated with various ancient structures here on earth - Giza pyramids, Avebury (the largest stone circle in the world, near Stonehenge), Pyramids of the Sun and Moon at Teotihuacan, etc.





Most ancient sites were designed knowing the anisotropic angle of creation (the most efficient “source flow”). Knowing this angle depended on knowing ones position on earth and its relevance to this anisotropic angle. This angle is the trunk of the “Tree of Life” and its roots and branches are a symbolic form of the energy lines off this axis. Once you have 0–180 it is simple to divide it up into its 45-degree angles. From the 45s you can fine tune the directions and variant angles you want to download from. The 45s are ribbons and like the axis ribbon they too have many varying degrees along their path.



Many people that are not shamans but have the ability to extend their consciousness outside this reality have described the Grid Lines.


Here are a couple examples of these individual's experience. They are observations of the Universal Grid at Earth's level with the use of an OBE (Out of Body Experience) technique. This level is observable just outside the physical level of reality. In the first reference Robert Bruce describes the grid:

He describes his journey into the layer just above the physical called the Astral Level:

"Each astral plane appears two-dimensional when its surface is approached. However, a fully three-dimensional environment is experienced when it is penetrated. The atmosphere above the plane, surrounding the projector, is faintly color-tinted, as if consisting of thin vapour radiating from the astral plane's surface. This color-tint is not apparent when looking directly down upon the surface, but can be seen misting all horizons. The corners of each square contain small but distinct dots and splashes of color that look like yellow, green, orange, and red paint. Each of these appears to be an entry point into a specific internal realm or kingdom."

<http://www.astraldynamics.com/>

On the last page diagram; the upper right is shamanic pictograph (shown in white) from Canada, I have super imposed it over the R. Bruce diagram. The pictograph shows a shaman hovering over this grid. Note the outline of two top parts of squares and center orbs, in comparison to Bruce's diagram. The artist-shaman even shows the corner aspects of those Bruce details. For those familiar with the Out of Body experience the line extending from his face is known as the "Silver Cord". The other line at the top is a 53-degree angle that is extremely important in knowing how to connect to the desired grid energies. In other words the pictograph is a "teaching map" for this knowledge.



Ancient Grid Pictographs - the one on the right is 70,000 years old

Déjà Allison describes the grid as diamond shape because this is the level she is observing it from. The initial shape is a 3D cube and as vibration increases the ratcheting effect creates many different geometric shapes, but all in 3 dimensional forms.

By Déjà Allison

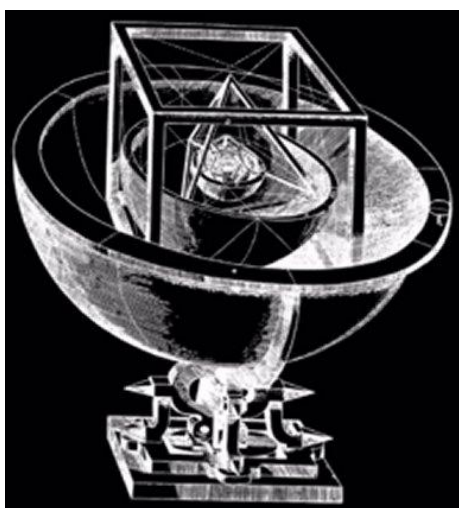
"When I see the grid - it has no beginning, no ending. The grid is above, below and on all sides of me. I am of and in the Grid and when I have unconscious awareness I can be on the Grids as well.

The grid shimmers with "current" or grid flux.

It has no color as there no color at subatomic levels as such. Color is a visual portion of the electromagnetic spectrum. It demonstrates a continuity of energy showing length and frequency of that particular pattern of energy - ie: the color red vibrates more rapidly than the color purple. Purple vibrates much slower in frequency. Color is just a complex

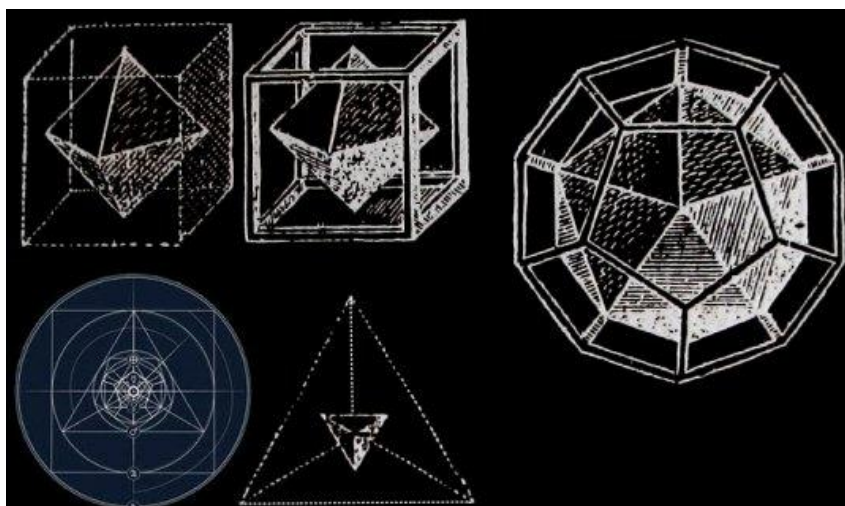
neurophysiological response. That's what makes the different color manifestations. Why we call them what we call them is due to human labelling.

If you place the grid vertically you will see it makes a four-sided diamond shape - following creational geometry. It is the interlace weave pattern of Universal Structure. It is what has been referred to as, "God's Trowel". When energy flows unobstructed the flux remains relatively even - though there is always intonation at all times. You can also see examples of how the shape forms other geometry for manifestation. Human DNA is configured by this geometry. In order for the flux to have different levels of intonation there must be a catalysis of some kind.



German astronomer Johannes Kepler's grid, published at Tübingen in 1596.

This is not new information, not thousands of years ago or in more recent times. The insights of German astronomer Johannes Kepler, published at Tübingen in 1596.





Platonic Solids carved by an advanced Neolithic shaman at least a 1000 years before Plato. From the Ashmolean Museum at Oxford these stone were carved into precise geometric spherical versions of the cube, tetrahedron, octahedron, icosahedron, and dodecahedron. As well there were some additional compound and semi-regular solids, such as the cube-octahedron and the icosidodecahedron.

Marking out Ley Lines with stones are not just a European understanding as shamans the world over saw the energy patterns. In the photos below (from Blue Mound State Park in Minnesota) is a 1250 foot stone line marking out the east to west alignment seen in the Bethe Hagens Grid. Although the line has shifted over time it is still a reminder for us that they knew!



Blue Mound State Park in Minnesota



Blue Mound State Park shown within the Bethe Hagens Grid

Below, one of the many stone lines in Britain



Upper Earmes Stone Row



Ness of Brodgar

A 5000-year-old temple in Orkney could be more important than Stonehenge, according to archaeologists and is 800 years older than Stonehenge. The site, known as the Ness of Brodgar, contains 100 buildings, forming a “temple precinct” leading us to the understanding that Stonehenge may not have been the centre of Neolithic culture in Britain after all. The Ness of Brodgar lies between the Stone Circle of Brodgar and the Standing Stones of Stenness.

<http://www.dailymail.co.uk/sciencetech/article-2081254/Stone-Age-temple-Orkney-significant-Stonehenge.html>



Ring of Brodgar Stone Circle

(The site has resisted attempts at scientific dating and the monument's age remains uncertain.)

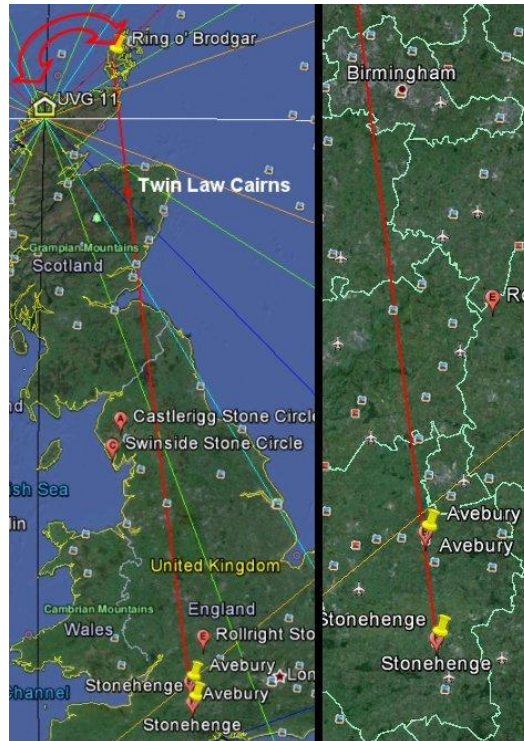
Why are the Ring of Brodgar and the Standing Stones of Stenness important? They are important because they offer insights into the grid as not being a stationary energetic

structure but one that moves or shifts over time. The current grid model by Bucky Fuller called the Unified Vector Geometry (UVG) has many good features but is too static in nature. For our focus here, on ancient stone circles, I am more interested in the work done by one of the pioneers of this research David D. Zink – *“Ancient Stones Speak: A Journey to the World’s Most Mysterious Megalithic Sites”*. Both give this area of Scotland the credit of having a major grid line junction, but when it comes down to actuality, the ancients are the ones that knew the location, in their time period.

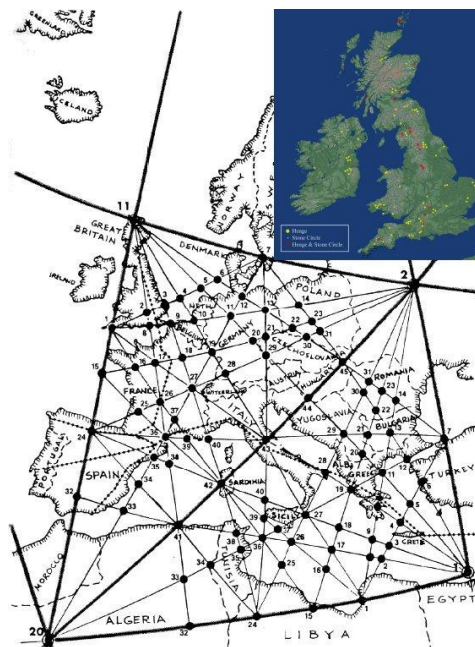


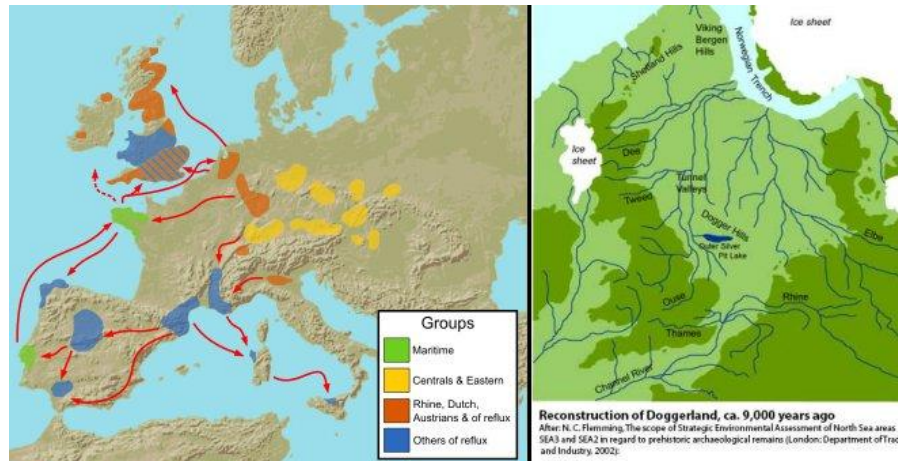
The Sanding Stones of Stenness and a possible grid line (in the time period) extending down and aligning with the Avebury Stone Circle and Stonehenge.

Standing Stones of Stenness; radio-carbon dates from the excavation show that the site dates from at least 5,100 BP, making the Standing Stones complex one of the earliest stone circles and earth bank in Britain. With an approximate diameter of 44 meters (144 feet), the earth bank had a single entrance causeway on the north side, but little remains of this bank today.

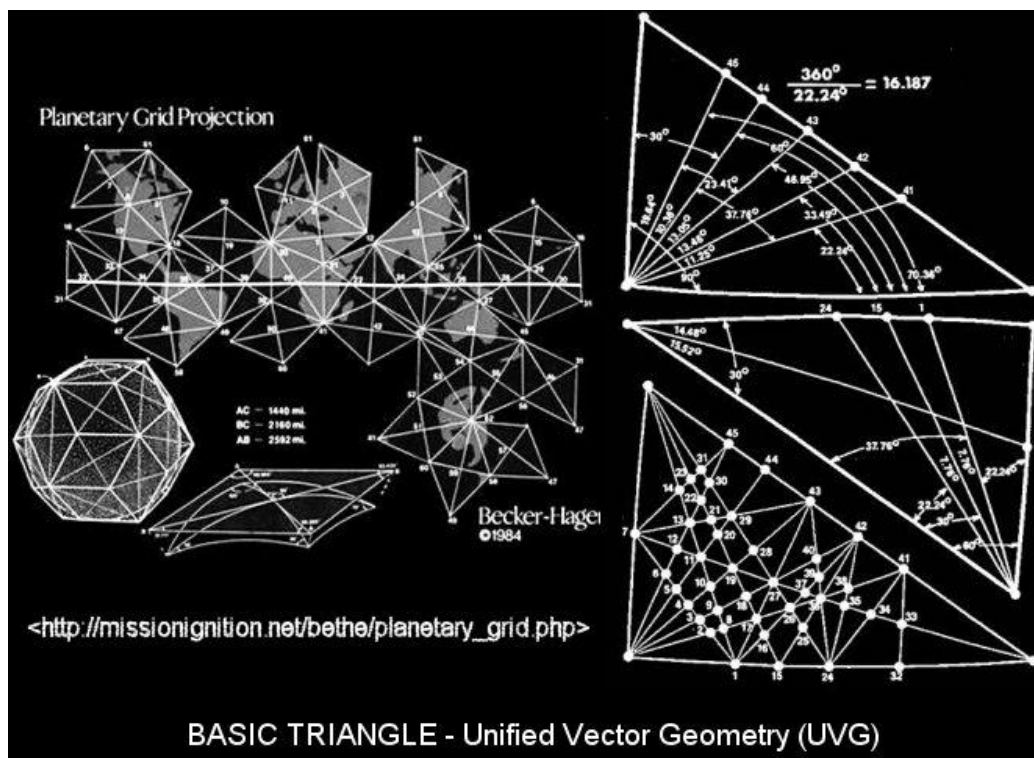


The grid is not physical but is responsible for the energetic nature of all life and the different levels of consciousness. It evolves and thus regulates the different species, including humans and their levels of consciousness. It is a natural part of life that some species move on to allow other forms on consciousness to take their place. Thus the grid moves and shifts to regulate this evolution of "All That Is".





Stone circle groups in Britain came from the east.



Chapter 16

Further into the Ley Line Grid


The Ley Line - Grid system is one that will never be fully understood because people are try to view a quantum effect within a physical lineal direction. The Ley Line - Grid system has many layers that involve Earth based physics (eg. electromagnetics) to human consciousness (based on the evolution of consciousness).

The problem is none of the above subjects are completely understood in our modern culture. This is because science has yet to address the bases of what multidimensional quantum effects are. For more on electromagnetics that are beyond our physical reality see: The Schematic of Time and Ancient and Sites.

The focus of this part of the book will be the “in-line” placements of ancient sites around the world. Science, apart from some open minded individuals does not recognize this factor although they see existing alignment patterns. On the other hand the alignments presented by the majority of Ley Line hunters fail to take in the complexity of the subject by trying to combine all the sites into prevailing patterns.

Earth Based Influence:

As mentioned above we need to be addressing the fact that there are two separate systems involved here. The first one being the geometric Earth based grids with their junction points called vortexes (some call them Earth Chakras or portals). In this level of Earth's pre-physical state structural energies flow in accordance to universal or harmonic design and are apart from human influence. In other words the energy flow patterns are predetermined and rigid in structure under the “laws” of universal design. They stand alone in the formation or design of the planet's pre-physical formation. This part of the topic is very involved and is addressed in “The Schematic of Time and Ancient Sites” web article and book. It stands alone but because we share existence with our planet we are still influenced on all levels by its energy (that also includes the sun). These earth based electromagnetic type of grids are also in themselves multileveled.



Roads following the grid - Chaco Canyon Grid Roads, New Mexico

Human Based Influence:

As mentioned before; the ancient sites are shamanic in origin and thus spiritual in nature. The terms spiritual or shamanic have nothing to do with religions or cult based belief systems. It refers to and describes human consciousness as the main driver behind the sites and their individual placement on the surface of the planet. That is not to say Druids and other following cultures did not use the sites. They came thousands of years after the sites had been abandoned and after the originator's understandings were forgotten.

So when talking about spiritual or nonphysical activities we are addressing one thing; human consciousness. As one can imagine you cannot group consciousness into one category or level of understanding. All shamans' past or present are and were different in their levels of understanding and experience. This includes a range of interests, desires, understandings, and beliefs rendered down to different forms of shamanic practices. The origin of all consciousness and its abilities to translate and create in the physical world are rooted in individual Soul Groups and their different levels. For more on Soul Groups see: Soul Groups Page of my website.

The human evolution of consciousness was never and is not a lineal form of constant advancement. Many people and cultures from the past have been far more aware and advanced in spiritual abilities than our current cultural average. Part of the driving force behind any culture or individual is their need and desires of expression in the physical form. Some shamans came to advance understandings for themselves and their cultures to degrees far greater than any current knowledge. Others came to seek advanced forms of physical control and the capacity to be able to transform matter

through will. They achieved levels of consciousness that could command control over the very forces of nature and the structure of elements.




Vitrified Stone - Sacsayhuaman archaeological Park, Peru

<http://www.ancient-mysteries-explained.com/index.html>

So what is so special about these places and why or how do they present an interest to anyone?

These places have noticeable differences in their environment's background energy that lured shamans to the spots. There are the obvious Earth Vortex spots. These cannot be underestimated as attractants to shamanic interests. They range from large to small and are by nature benign or neutral in energy flavour (any positive or negative aspect are human infused into the site). All of them can be very powerful regardless of size as there is a direct uninhibited access to non-physical realms.


The large vortex spots are obvious but what is not recognized is that all space around us is composed of subordinate points or junction points in the energy grid.





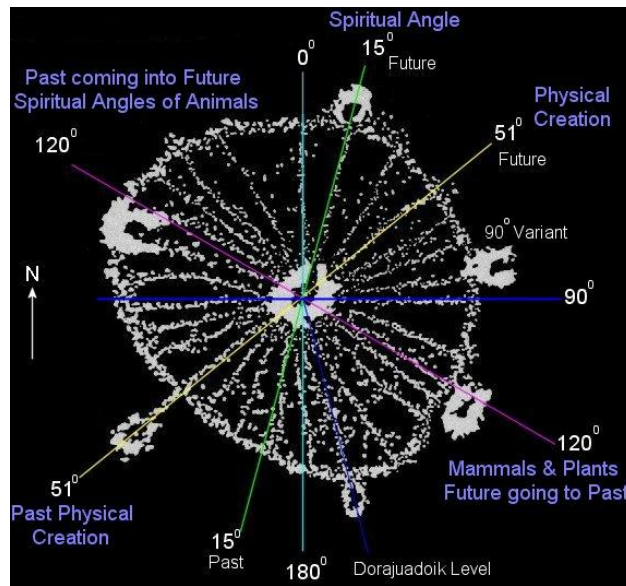
Teotihuacan Pyramid of the Sun covered with people shows its size.

With the sacred sites being built on vortex spots the energy difference can be recognized by people that are sensitive to vibrational energy. They typically feel tingling sensations all over or just certain areas of their body. Others have reported being light headed, emotionally “quiet”, and some a loneliness that brings them to tears for no reason. There is an obvious “silence” to these areas, a silence that has nothing to do with sound.



Hopewell Culture

Some people have experienced headaches caused by this acceleration of energy capacity. The most famous person was Thomas Jefferson, president of the United States. He built his estate right in the middle of a large octagon shaped Hopewell mound. He complained of constant headaches and in 1819 wrote "I slumber without fear, and review in my dreams the vision of antiquity".



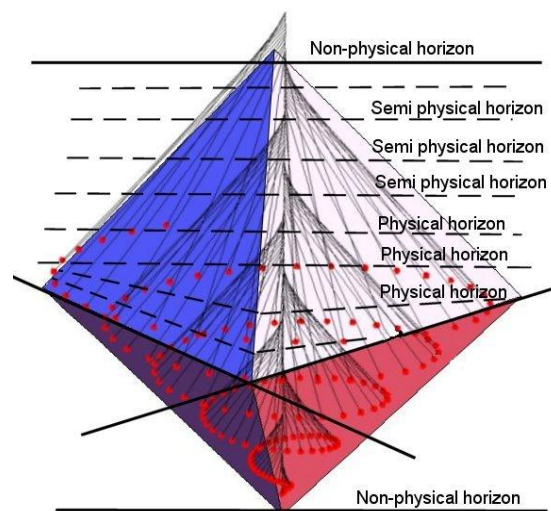

Bighorn Medicine Wheel, Montana

I realize the majority of people want as simple answer; One they can point their finger at. Unfortunately there is nothing simple about the human mind and its creative force.

So what is the catalyst involved that links one site to another and creates these alignments amongst them?

The catalyst is human consciousness, combined with the abilities of the shamanic groups that created the sites. The motivator was conscious enlightenment, of one kind or another. So to understand ancient sacred sites one needs to align ones focus towards this level.

As mentioned previously there are many levels of consciousness and many aspects of conscious desire and interest. Combine and separate this into different time periods of human conscious development, individual expression, cultural needs, and a host of other desires you get a myriad of possibilities to contend with.



The first step is to understand that consciousness is not found in the physical brain. It lies outside the physical reality, and is interpreted by the physical brain, which gives the illusion that the brain is the source of being.

The second thing to understand is that consciousness creates the physical realities. It is not the other way around. Nothing would exist without consciousness. Humans have been creating in this reality since their conception, and the development of their consciousness did not follow a lineal path. As in our modern times so it was in the past

with some being born into this reality with greater levels of awareness, gained through prior past life experiences (the savant is not a accident of neurodevelopment).

Consciousness is a band of energy that can be found in "layers" just like the vibrational "Shells" mentioned in my previous website articles. They are layered because of common vibration; this includes desire, intelligence, and the emotional quotients. Layering occurs after thought has arisen; from there it naturally pools or gravitates into common arenas of the matrix of all sentient beings. Exchanges of thought and information as well as experiences can be tapped into in these regions. This banding is and does overlap realities in all levels. The difference is that individual realities are only capable of intersecting or tapping into that which is of common reach into their vibrational fields. You can, in your reality, extend out into the higher or lower bands by raising or lowering your vibration to the level of choice.

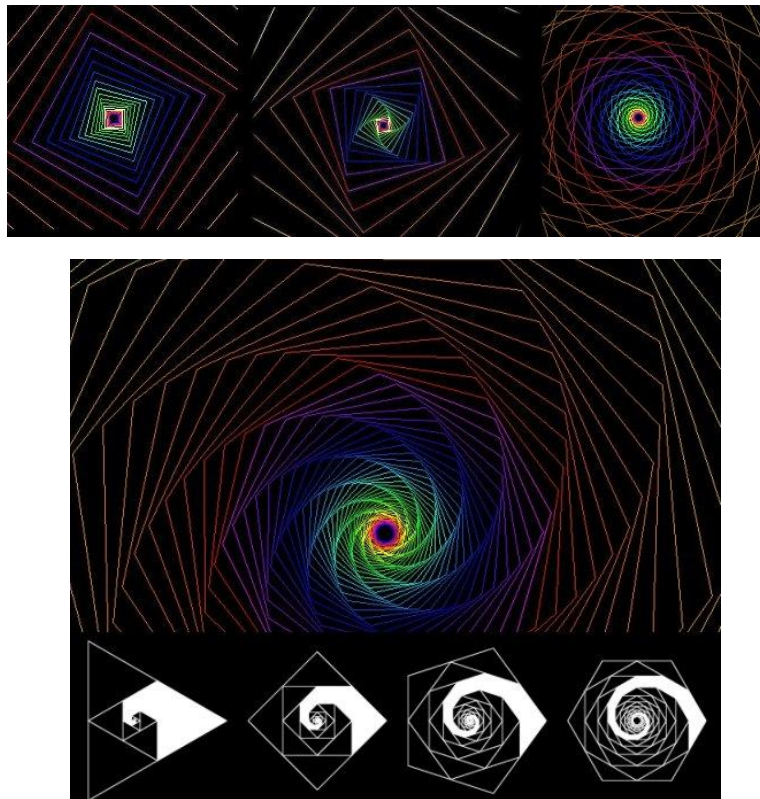
(Tapping into music, art, invention is achieved this way. Start by finding the common desire and intent of your emotional field. Follow it up or down after connection is secured. Once a vibrational shift has been felt – Let Go, and absorb the background energy! This will lead you to the information you seek. You can ask for help in the learning stages for there are many that would love to assist. Everyone understands evolution of spirit!)

This is not new information as it has been extensively described as early as the 1960s. For more on this subject see: "Seth Speaks: The Eternal Validity of the Soul" and "The Nature of Personal Reality" by Jane Roberts - <http://sethcenter.com/collections/books>



Hurston Ridge Stone Row – Dartmoor England

The so called grid system has many names associated with it. Each of these names being separated from one another by the observed effects that they have. Unfortunately there is no explanation of what they are or how and where they originate from. This is because there is no understanding of the quantum field that creates a reality (physical or not). One of the effects observed in ancient sites are their alignment to one another. The current trend has been to try and align all sites to one another. Skeptics use this improbability to say there is no alignment. Both parties are right and both are wrong. Patterns are patterns and to use a category (eg. ancient sites) as a standalone pattern is ridiculous. There are so many different aspects involved in the creation and purpose of ancient sites that they typically have absolutely nothing to do with the other. It is as ridiculous as trying to align microwave towers to children's playgrounds. Hey exist in this time period but as everyone knows there is no commonality. Likewise ancient sites found on the same continent will have different purposes and time periods. Sure they are using stone or earth as building material but that is the end of the affiliation, and it is all that is left over for us to see.



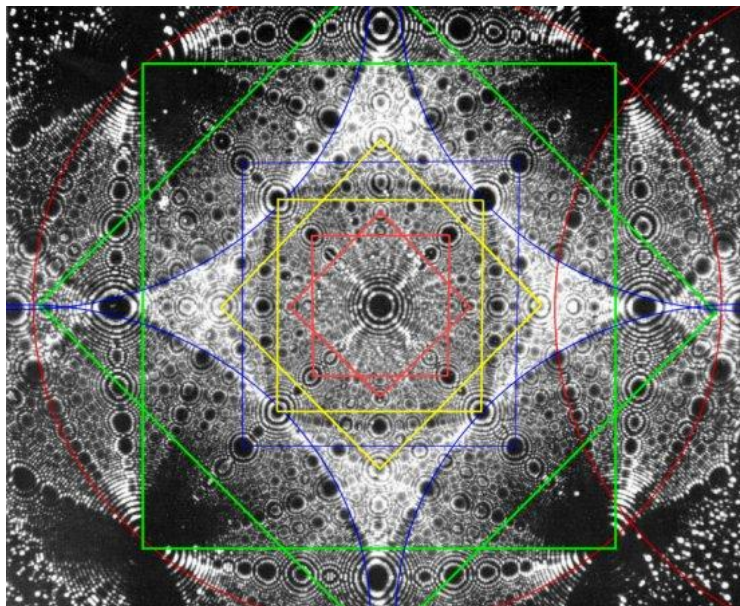
Geometric patterns are directly aligned to different levels of physical and conscious creation. That is because every harmonic pattern attracts its level of resonate vibration and is supported by the vibration. Everything that exists will have its own specific

vibration, regardless of physical or nonphysical. All that exists is consciousness in vibratory form. This means “All That Exists” has its own pattern or frequency regardless of how high or low the frequency is. Energetic patterns that replicate themselves or resonate to a like pattern will always gravitate to their level.

Each level of consciousness regardless of its origin will gravitate to its likeness or “resonate family”. In ancient times (still works today) people that worked towards a conscious belief or understanding would be attracted to the like frequency. If a shaman was working towards elemental interests they would gravitate to simple earth based vibrational patterns like the plutonic forms eg. the cube, tetrahedron, octahedron, dodecahedron and so on.

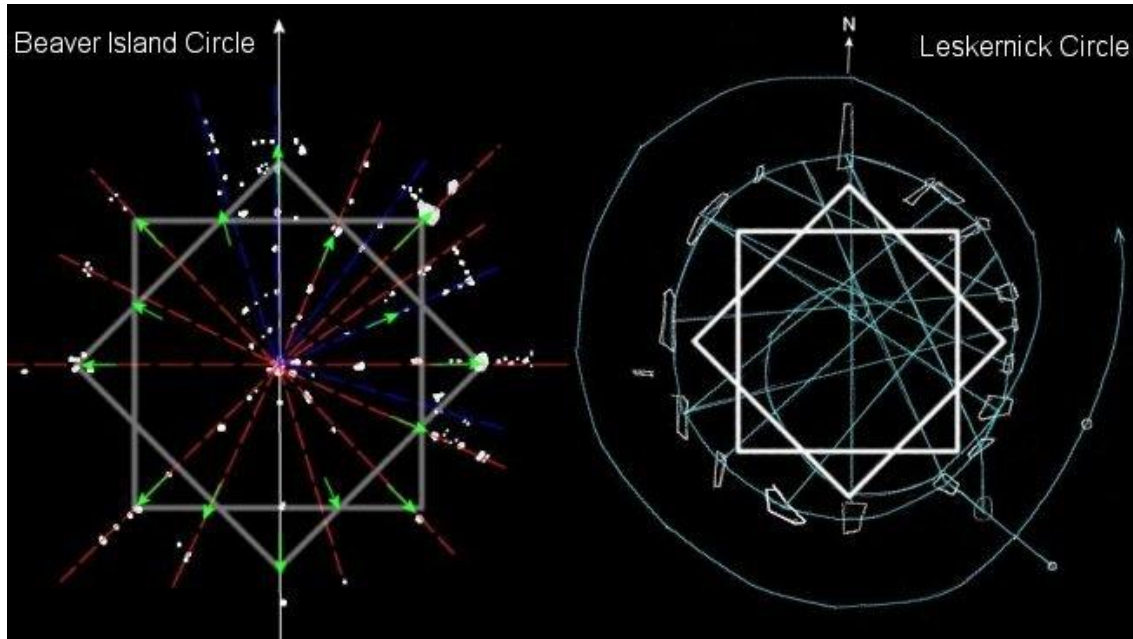
Part of what is not understood when dealing with sacred geometry and plutonic solids is that they are static to their form, but that form is not finished. As each associated frequency has its own pattern or geometric structure a slight shift in this frequency creates a ratcheting effect. The ratcheting effect is the movement behind a vortex.

As outlined in the “Schematic of Time and Ancient Sites” (refer to the article/book for complete understanding) consciousness motivates movement and this is seen in the ratcheting effect of structural elements like the geometric grids. In other words consciousness creates form, and it is initiated through the electrometric grids. The easiest way to see this ratcheting effect is to observe the cube form (square). This can be observed in the patterns of crystals like the photo below of a Plutonium crystal.

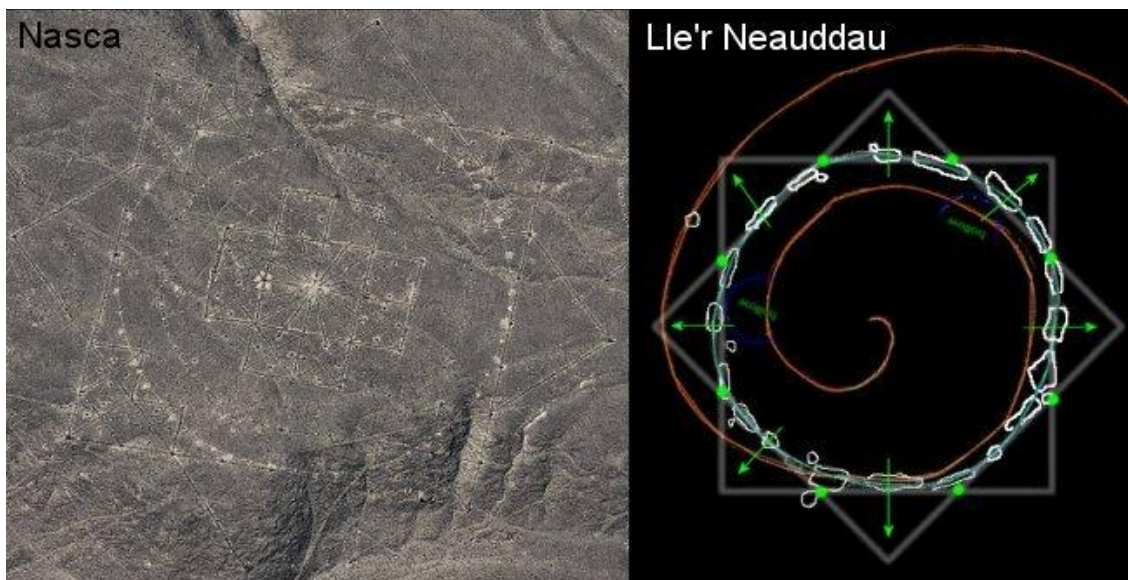


Plutonium crystal – notice the vibration and the structure that ratchets to form this element's qualities.

The ratcheting of structural elements in universal design is one of the most important and critical factor in all levels of creation. This applies to elements and consciousness alike as both are just different levels of vibration from one another. It is the ratcheting effect that moves energy from one level to another, and thus is the catalyst of creation.



The same ratcheting pattern is seen in ancient sites. To the left the Beaver Island Circle of Michigan – on the right the Leskernick Stone Circle of Britain (dowsing diagram by Ian Honeywood).

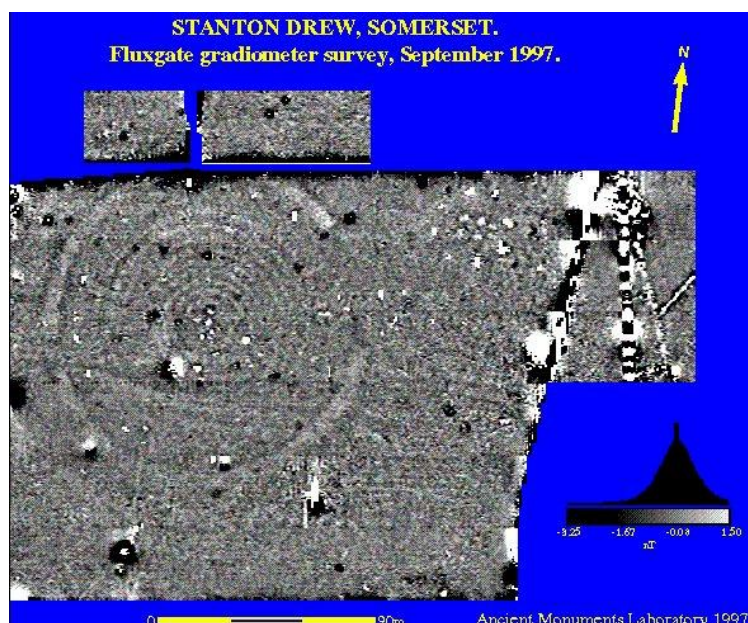


On the prior page a Nazca site to the left clearly spells it out. On the right another Honeywood dowsing diagram.

Why is dowsing so interesting and important at this time? Dowsing is important because it is one of the few tools that show what is taking place at these sacred sites. Research is showing that the energy that dowsers are picking up is actually harmonics. Below is an article by James W. Lyons.

Dowsing: A Gateway to Quantifying Consciousness?

"In much the same way that in, the early days of establishing laws relating gravitational, magnetic and electrostatic forces between objects, the approach taken here is to look at a dowser and a single object, identifying the parameters involved in their conscious interaction. Any field effects involved are considered as a consequence of this basic interaction. Although there are a few people who quite naturally possess the skill of 'feeling' the presence of another object, usually with their hands, others need amplifying detecting devices to make the effect apparent. It is believed that in neolithic times and indeed with existing primal peoples still living outside our current modern society, the skill is ever present and is certainly used to track animals as but one example of its use. Most dowsers use angle (L-shaped) rods to detect objects, their motion usually indicating the direction of the sought object. Triangulation techniques are used to refine the exact position of the sought object. However, all objects create disturbances in their immediate environment and those affecting the so-called subtle energy field can be sensed by a dowser."



The photo on the prior page is a scientific study of the ancient site called Stanton Drew in Somerset, England using magnetometry. The study, using a Caesium gradiometer recorded these inner circles as magnetic anomalies. The startling outcome for the researchers in the 1997 geophysical survey of Stanton Drew was in the largest feature of the megalithic complex - the Great Circle (113m in diameter). Magnetometer survey using fluxgate instruments, adapted so that the sensors were carried as close to the ground as possible, revealed that the stone circle was but one element in a much more elaborate arrangement of concentric features. The stones themselves were found to be encircled by a 5-7 m wide henge ditch with an unusually wide (50 m) gap facing to the NE. Within the stone circle were the traces of concentric rings, with a cluster of magnetic anomalies at their center.

At ancient sites you can also use instruments that scan energy in the Scalar energy bands, but in truth instruments are only useful in measuring the level of reality in which they themselves exist.


James Lyons continues: *"The form taken by this disturbance is analogous to a standing wave pattern as observed in a snapshot of ripples on water. A series of rings are detectable whose radii around the object come closer together the further away one goes from the object. In fact, these rings form a geometric series, the ratio of contiguous annular widths generating a constant of 0.891. This figure was eventually discovered to be that associated with a major tone on a musical scale. This basic pattern is found everywhere in nature, including optical diffraction patterns around crystals, energy spirals around carbon atoms in polymers and the shape of the multi-faceted eyes of fireflies, to name but a few. More detailed analysis has shown that the rings are in fact contiguous toroids, located in the free vortex field surrounding the object. The overall shape of the total dowsable pattern is reminiscent of a galaxy disc when seen side on. The whole shape embodies both binary and golden spirals and relates to Platonic solids, in particular 5- & 6- fold geometries. The major result from this investigation so far, is that dowsing, at least for certain aspects related to the non-locality of consciousness, are linked to diatonic scales in music. Further biological evidence for this is that it is believed that the pineal gland in the brain is responsible for the detection of magnetic fields by the human. This gland is surrounded by neurons closely linked with the hearing system, itself of course utilizing the binary spiral in its detection of audible sounds.*

In addition to the above work, it has been found that the dowsing of objects which in some sense can be called 'active', results in diffraction patterns similar to the above in shape which expand radially due the energy involved with the object. Certain objects influence the vorticity of the subtle energy field in significant ways, for example - Magneticfields Mechanically stressed quartz Rotating objects such as gyroscopes In the

case of magnets, it has also been found that the radius of the first ring around the magnet, i.e its vortex edge increases with increased field strength. Magnetic vector potential is also believed to be detectable by the dowser in addition to the more usual magnetic field. This provides a possible link with non-locality effects observed in Quantum Physics, e.g Bohm - Aharonov effect. Free charge generated by stressed quartz also enhances the size of the detectable vortex field. This could explain the use of standing stones by our Neolithic forefathers which, under geophysical forces, generate changes in field patterns detectable by humans as altered states of consciousness. Thirdly and perhaps the least expected is that rotating objects, somehow mechanically alter the subtle energy field which is also detectable by dowsing. Again, vorticity could be the unifying factor.

This may have a significant effect on Consciousness research, particularly as we are now beginning to realize that, like all other sensory responses, vibrational patterns are involved. These vibrations are harmonically related, just as Pythagoras always said."

For more on Scientific Dowsing see links at bottom of page or Jeffery S. Keen:
<http://www.jeffreykeen.co.uk/Papers.htm>



On the left a Dowsing diagram of an ancient site – Right; a close-up of Stanton Drew gradiometer survey. Comparing the two, it is obvious that this is the same energy pattern.

<http://www.stonehenge-avebury.net/stantondrew/StantonDrew.html>



No stranger to this energy pattern, in 1958 the Stanton Drew spiraling energy was also recorded by Guy Underwood's dowsing. In other sites, 5000 years before that, megalithic shamans were recording the energy patterns on stone (above, to the right Gavrinis, France). These patterns are the energy of the ribbon spiral and more advanced understandings called "Patches" (see Schematic of Time and Ancient Sites).


Shamans were drawn to these spots for their ability to enhance the work that needed to be done. This work included a wide range of needs and desires from healing work, dimensional traveling, and social needs like hunting and protection.

The sacred site designs were all about the angles, that is of one's position in the greater universal structure. If there is any correlation to celestial objects, a distant mountain, or whatever it is simply a coincident in direction. The fact that some celestial objects coincide with different Universal Structures only provides more evidence of this structural pattern. No star or galaxy is in a haphazard position of random chaos.

There are many that would have us believe that the universe is nothing more than an exploded mess of cosmic matter, but nothing could be farther from the truth. Everything has its position, in relevance to all that exists and within the universe's structural design. Associated celestial objects at primary sacred sites do not have a purpose other than being "signposts", a way coordinate to remember the proper angles or conduits of energy. The sun and stars became icons and as thousands of years past the original understandings were rendered down to just the stars and sun as being special. It took many generations to erode this knowledge down to a level where the succeeding groups only retained the special nature of sun and some star's position.

At this point in history the sites lost their usefulness to most and took on positions of social gathering places or graveyards for loved ones. For the last two thousand years any information gleaned from these sites would have this focus and would have nothing in common with the originators of the site. Today, finding a grave at a sacred site is typically announced as being the purpose for the site, as it is a convenient explanation for a complex purpose.

In ancient days worshiping a sun or star position at certain times of the year would give one the proper angle for one's desires, regardless if they are aware of the process. Along with this, knowing the position of sunrise or a certain star during the year can determine other desired angles of the universal structure.

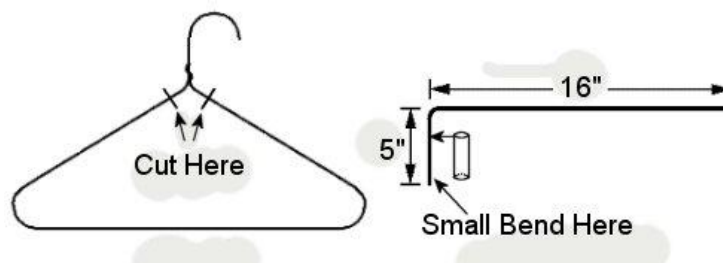


A dispute breaks out amongst the non-shamanic group on which star to worship

Chapter 17

Dowsing Ancient Sites

Dowsing is the best way to determine or find what is not physically present. The subject is too lengthy to include in this book but as far as teaching the basic skills I would like to give some insights on what I have learnt. For the basics the reader can easily find free books on line or my website that will get one started. I personally use two 90-degree wires (from coat hangers) with two old ballpoint pen tubes as holders. Use the straight factory cut end of the tube for the upward rod shoulder. You can also use a pendulum for dowsing but I find it too slow for this work. Before starting, state your confirmation on rod movement. This will be to create a language between the rods and the dowser for indicating what rod actions or directions signify what. By assigning different movements to mean certain interpretations, clarification can be maintained. This will involve determining the directions and correlation between the rods to create an interchange of meanings such as; yes, no, future, past understandings, energy lines (there are many types), flow direction of energy, and so on.



By stating what movement indicates what answer it eliminates all the confusion between you and the rods. Generally speaking; if rods move inward, towards your chest that is a confirmation of a Yes (pointing to you). If they both move outward in opposite directions they are saying No (not part of you). If one moves outward and the other follows in that direction it is showing a flow direction or the need to move over that way (follow me). Pointing to the left is Past, to the right Future. Some dowsers will have different interpretations of rod movement, that is why it must be set up for yourself and by yourself. One of the best ways to determine the age of the original site is to break it down into sections; e.g. is this site older than 1000 years, or 5000, or 10,000 years and so on. This method will also give you a heads up on the culture with which you are dealing with. After a time frame has been determined you can start with personal or site

values. As explained with site age determination, use this method for most questions by breaking the questions down to simple parts. This way piece by piece one can accumulate enough answers to deal with the complicated questions. Remember, general questions will produce general answers and general results!

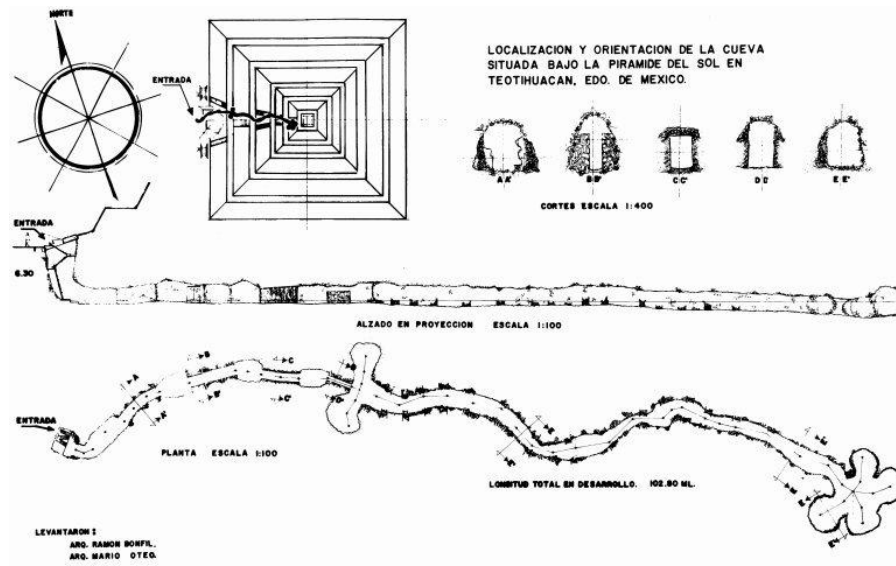
Dowsing is a skill, the basics of which anyone can learn with a little practice and awareness. The problem is that the reliability of the results depends on the skill and experience of the dowser, along with other simple things like the capacity to keep focused on the question. The biggest problem all dowsers are faced with is the way a question is being asked. This is by far the determining factor for purity of the results. The right question will produce the right results. Likewise asking a question with possible multiple answers will result in multiple results, all wrapped into a simple interpretation by two rods waving back and forth (in confusion). This is the essence and the definition of an experience dowser. An example of this would be to ask the rods to show the energy lines of a site. The underlying question still has no solid answer for what types of energy are we talking about? Energy lines could be ancient ones, modern implants, physical, spiritual, emotional, negative, positive, and so on, all will produce an energetic path to follow? Take the physical alone, it could be ceremonies preformed at the site in different time periods or the site construction paths and or an aspect of the earth's semi physical grid system.

One of the best examples of the power of dowsing can be seen in the story of Paul Berger's tunnel. In 1930 a French dowser, Paul Berger, who styled himself "a prospector at great distance", dowsed a photograph of the Pyramid of the Sun at Teotihuacan and said he had found the hidden entrance to yet another gallery at an approximate depth of three meters from the base of the first level. Berger, who said he specialized in locating minerals deposits while prospecting in Switzerland, Canada, and the United States, claimed the entrance had been plugged but that beyond the barrier a tunnel ran to the center of the pyramid, where it opened into a room closed on all sides, except for a small gallery on the right and another room on the left in which he could distinguish six articles in a row which appeared to him to be gold. Berger offered to indicate the precise spot of the opening of the gallery to reduce to a minimum the necessary work of finding it.

When the editor of Art and Archeology, Arthur Stanley Riggs, tried to check on Berger's data with the Secretary of Public Education in Mexico City, he was told by the director of archeology, Don José Reygadas Veritz, that he had no knowledge of any such tunnel, nor did he believe it existed.


Unaware of the dowsing report an archeologist by the name of René Millon continued to believe there should be some kind of internal structure. In 1959 with more funding he excavated a tunnel into the pyramid to look for it. Like another tunnel dug prior to him by Eduardo Noguera, Millon was not successful and for another decade it remained just a theory in the academic world. Then in 1971, a heavy rainsquall caused a deep depression at the foot of the main stairway of the Pyramid of the Sun. Examining the depression, Ernesto Taboada, locally in charge of the archeological zone, found the remains of an ancient and semi-destroyed stairway. As debris was removed, Taboada

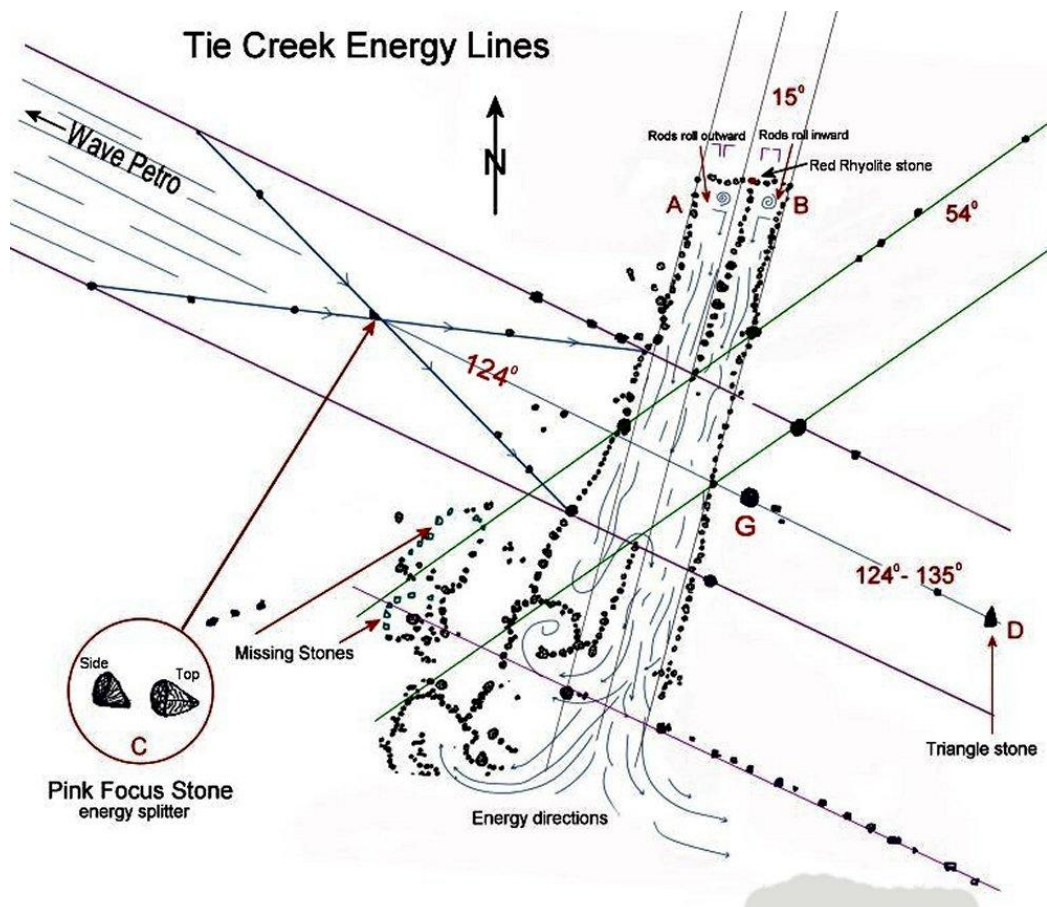
found steps that led six meters down into a pit to the entrance of a natural cave, two meters high, leading horizontally into the bedrock beneath the pyramid.



Teotihuacan Pyramid of the Sun tunnel

There is a wealth of information that could come from these ancient sites if researchers were open to following the clues. Dowsing can point out alignments and features that would not be spotted otherwise. One of my examples of this is the Tie Creek Site of Manitoba. The largest arrangement there is Feature #1 (shown below) with a length of 110'10" on the west line and 128'3" on the east line. This feature contains some large boulders with what seems to be arbitrary glacial erratics (stones) spread around the outside of the feature (shown below with red circles around them). Archaeologists have tried to make sense of them with only one possible alignment connecting the feature to a celestial object.





Tie Creek energy flows – as per the dowsing rods, note the rod deflection in the “chambers” shown at the top of the diagram.

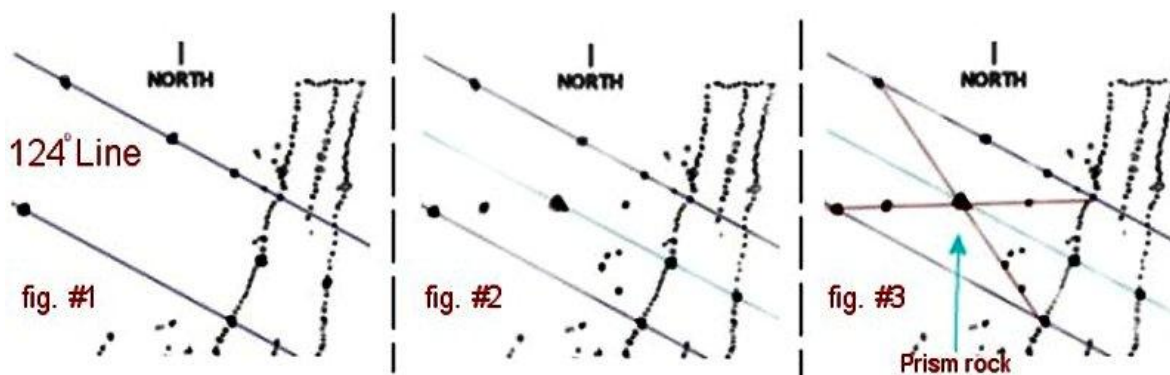
As mentioned before very few sites around the world show astronomical alignments including "assigned" alignments. Without knowing the intent of the designers or the exact date that they built these sites, all alignments are pure guesswork. Astronomical alignments can be convenient. Without knowing the exact date of the design you only have to search back to a time that corresponds to an astronomical alignment, and presto, you have your so-called alignment. No one can argue with you for they too are guessing on the timeframe. To complicate things two or more cultures usually have used these sites with the latest cultural changes being the “final” product. By that time, the original knowledge is lost and the task has just multiplied in difficulty.

Within these sites dowsing is now showing properties that would have been missed by conventional measurements. I feel that it is important to show some of the findings so that others in the field might also come across similar results, and more patterns will be


revealed. The more pieces of this puzzle that comes to light, the more a complete picture will be discovered.

It was in my earlier research that the Tie Creek feature #1 convinced me the designers knew something that we don't. The clue came from outside the feature itself with the use a set of dowsing rods. On the north-west side of Feature #1 is a set of three energy lines that are approximately 25 feet. This is not surprising because a major energy line runs through the site at this point (see above diagram). This line connects to the Wave Petroform site (Tie Creek Area Site #7 is .3 miles away) and continues on through to the Alonsa/Glenella Petroform site (136 miles Northeast) ending up at the Majorville Medicine Circle in Alberta (a distance of 743 miles). Feature #1 at Tie Creek was built on the junction of energy grid lines that converge at this spot. There are other energy line convergence centers at the site but they belong to different geometric pattern systems.

There are no obvious boulder alignments until dowsing rods are applied. The dowsing will show energy lines running through stones and boulders. It's only at that moment, standing on the individual lines that other boulders come into visual alignment (as shown below in fig #1). You also have to take into consideration that this site is thousands of years old and some of the stones shown in the diagrams have been knocked out of their original placement. This is why some of the stones are just touching the line or are in the general area.




When I first started dowsing at Tie Creek I found the site had energy lines that crossed at the center of Feature #1 (seen in fig. #3). While working with the 124-degree line outside of this feature I was surprised to find the line shift in direction. To the west of the site an odd shaped triangular boulder of approximately two feet in diameter was placed in the middle of the two 124 degree lines. This boulder could be just another stone but dowsing rods show that it is in the center of two energy lines that cross from the outside lines (see below).



Prism stone

What actually happens is that the center boulder shown above splits or focuses the energy lines and connects the two outer lines at that spot (see fig. #3 above). You could say that it was coincidental, or that the energy pattern just happened that way until you examine the center boulder. The boulder was handpicked or was shaped by fracturing it into its present shape. Then it was aligned pointing down the energy line so that the two facets or cleavages became "lenses" (the same as a light prism) that projected the two crossover lines (see photo below). To fracture this boulder would not be a small feat for it is composed of pink granite. Someone made quite an effort to find or create this object and had a very specific use for it.

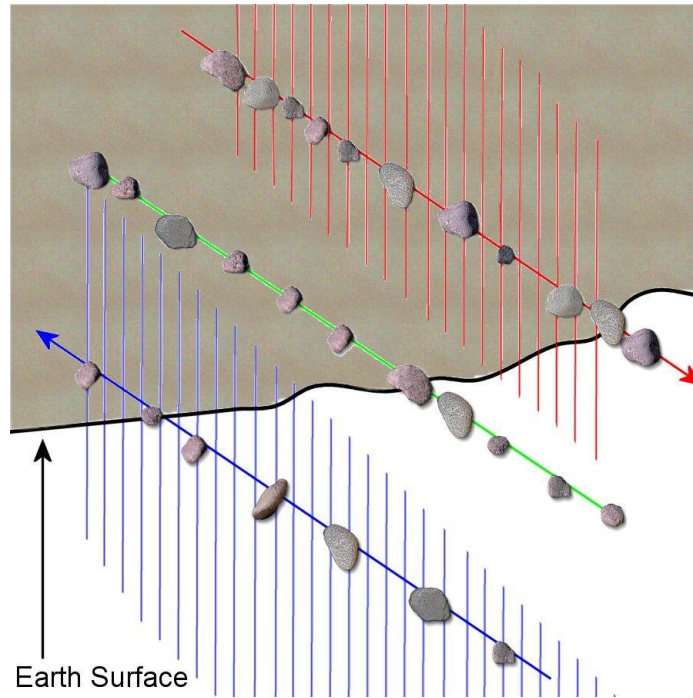




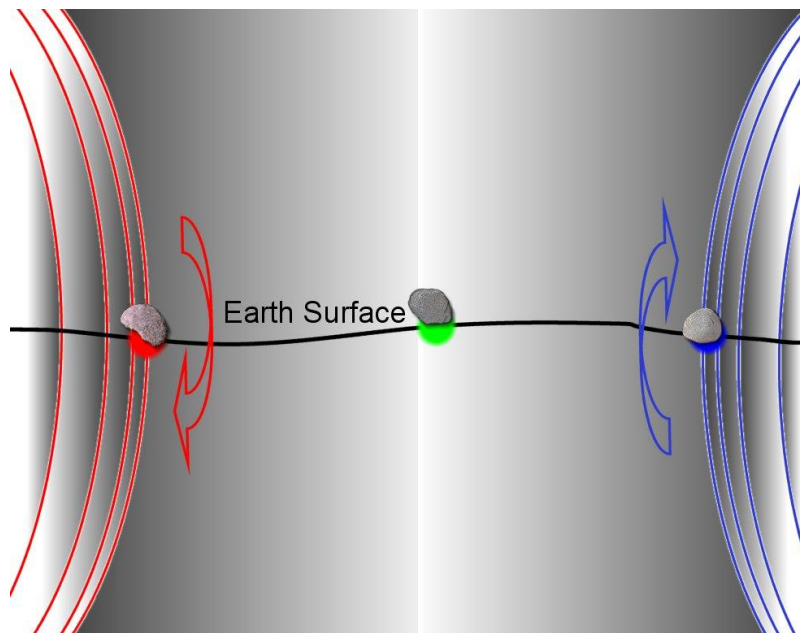
Looking Northeast from feature # 1, down the 124 – 304 degree line, with the prism stone in the middle. I have to admit I still don't completely understand the Prism Rock's purpose.

After seeing the dowsing results it didn't take long to realize that this site was "layered" in purpose and design. Energy was being collected and directed to key positions and places. I found that there are generally three parallel energy lines with the outer two co-creating a single balanced line in the middle. Why I call it a balanced line is that the outer opposite flowing energy lines (flowing in opposite directions) cancel each other out in the middle, at a "contact zone". Remember all this energy is a harmonic, and will follow the rules of harmonics. The third line is the "balanced state" that exists in the middle or "border edge" of the two opposite lines of direction. These are the three basic parts of a grid line that form all earth's grids. The earth's grid is not one singular geometric design. There are many different geometries involved in this structure and observing its properties all depends on what level you are perceiving it from.

When thinking of the earth grids one needs to see them in their true form, as a 3D structure. The grids are not some linear narrow string rather they are small part of a greater structure, that structure is three dimensional, as a well as being in all dimensional levels. The famous String Theory is another myopic look at this structure.



The stone tirade, lines that following the grid's composition.



Straight on view of grid

Although the boulders can align in the direction of some astronomical sources, they are only there to provide correlation to grander structure. To demonstrate this, I picked out


one of the boulders that would never be in alignment to any astronomical object because it is pointing downhill. The example of this is the standing triangle rock marked in the top diagram as "D". It is part of the 124 degree line. This line actually goes downhill from the main feature at "G" which is also in alignment with the "Energy Prism Rock".

It is all about energy and energy collection. Understanding this energy, what it is and how it was used will take time to explain and more research to completely understand. One more note for researchers; dowsing can also be supplemented with Remote Viewing of the site to extract more knowledge. I have done many RVising sessions with this site and have many experiences to draw from. The most memorable was viewing of a ceremony taking place there in the distant past. As I watched this group of natives walking in a line behind one another they turned to the right creating a "J" pattern. It was at this point and time that the leader (a shaman) was now facing me. He stopped, then looked in "my direction of view", then walked forward to my "position" between realities (past and present). At that point he stooped forward and stared right into my face. This startled me so much that the session was over due to my loss of focus. I cannot exaggerate how much fun there is working with tools that allow this type of experience, never mind the information that can be gleamed form it. For more stories see the chapter Personal Experiments and Experiences.




The Tie Creek feature #1 at the top "G" with a triangle standing stone downhill from it.

The 124-degree energy line (Elemental line energy) as it extends through Feature #1 and towards the southeast. At the end of this line is a triangle rock standing on its base with apex pointing upward "D".




If the grid line was a “string” this structure would not fit.



Merrival Rows


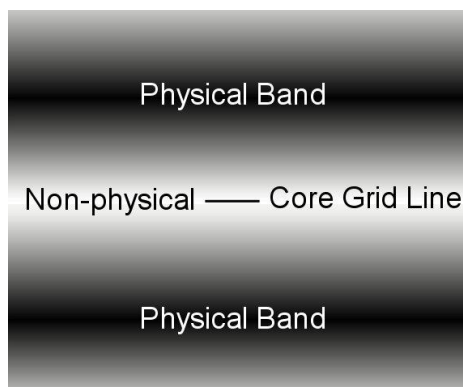
I was shown two purposes for the “stone gates” at the end of the stone rows. One was to cut the energy line so as to create a dam or way of directing the flow through severing. By doing so it creates a vortex or energy portal (a collector point). The other example was to mark the end of a line at a junction of another line. This too is a bridge for a portal. Along with this information I was also told when one sees two stone rows it is because the grid line is too small for the shaman have picked out the middle line.




Energy lines being marked out across the globe

A - Tie Creek Manitoba, Canada. B - Turtle Mountain, Manitoba. C - Saudi Arabia. D - Cosdon Hill, England.

Harmonic grid lines exist in pairs of opposite flowing energy.



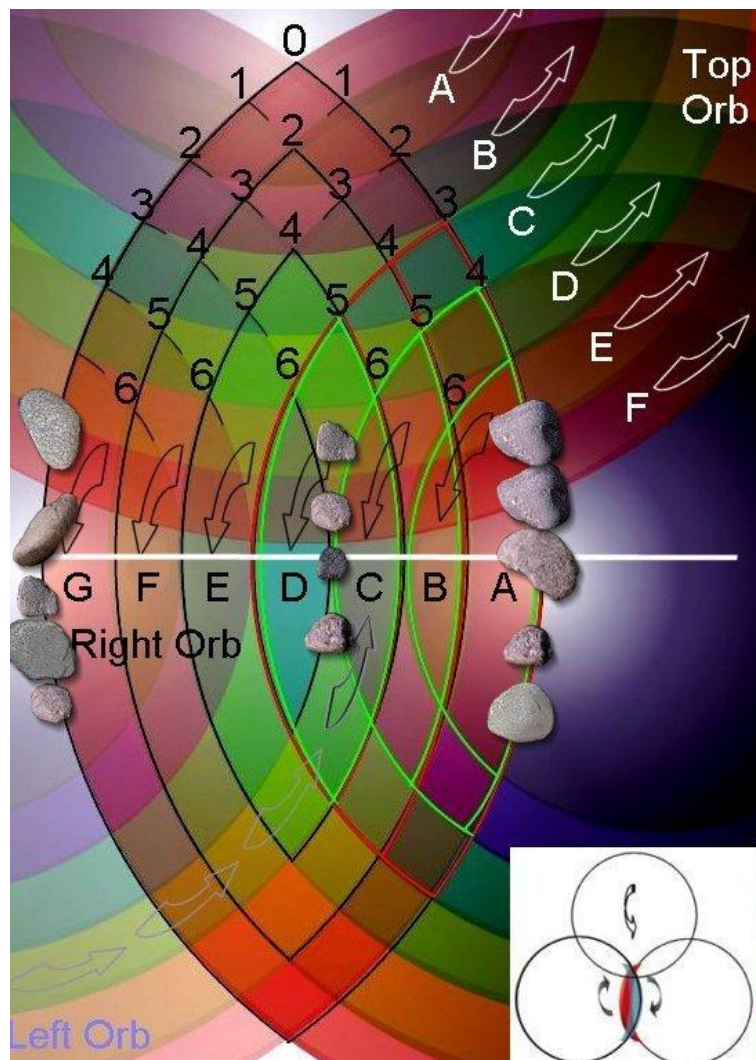
What happens when the lines cross – as seen in the right diagram?



Tie Creek Feature #1



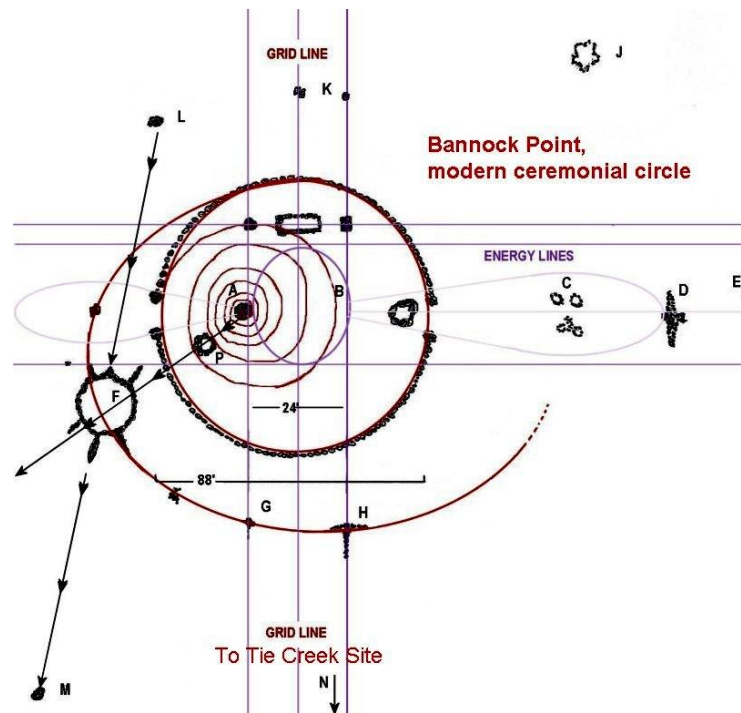
Grid energy flow from the “orb shells” view.



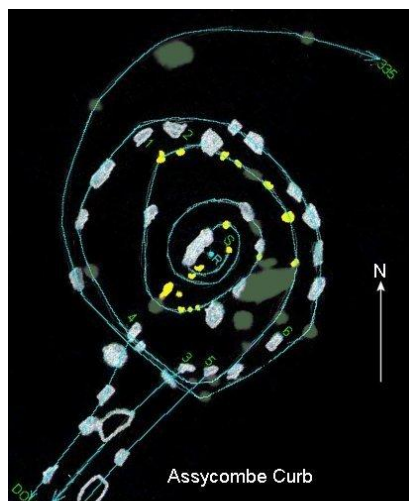
The above diagram is a bit too advanced in understanding for this book but I included it for those that have read the book “The Schematic of Time and Ancients Sites” and would like to put this perspective into the stone structures.

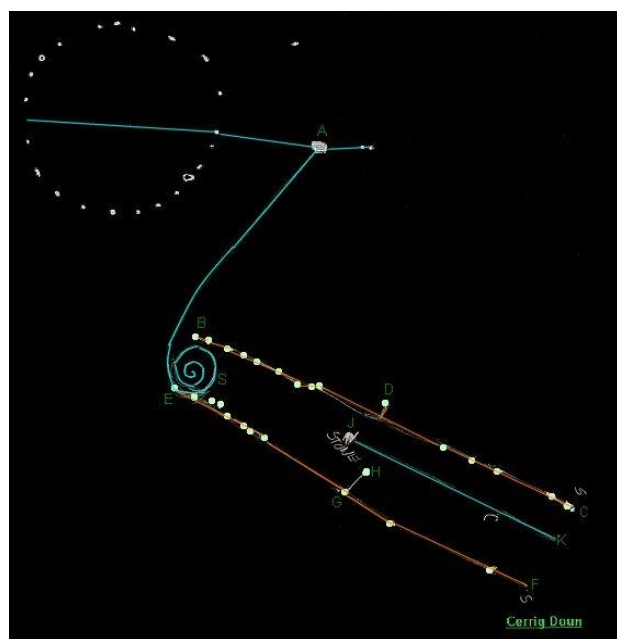
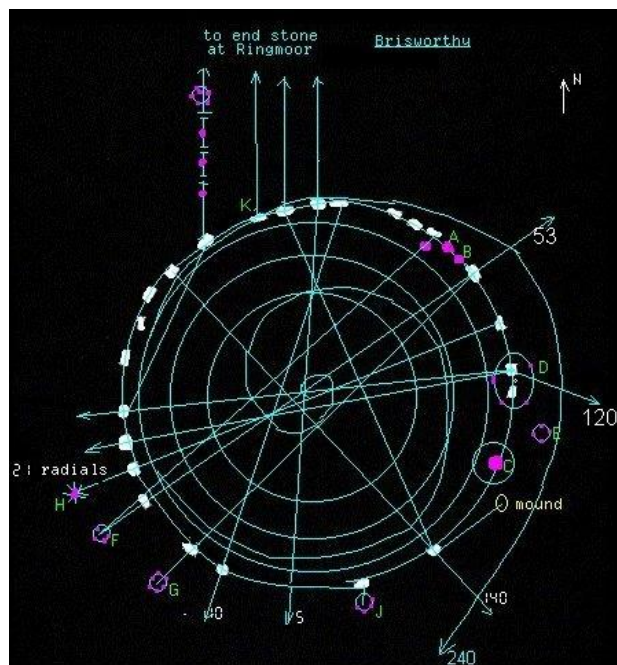
In the above diagram of overlapping spheres or orbs, #2 rotates into #1 and #3. The red “1” in the middle of the patch would be a balanced state of the two orbs. The variants on the sides, 1a to 1-a are degrees or the flavors of the two orbs. As the third orb #2 ratchets down into the other two it adds even more movement and variety of vibrational energy. The third orb of sphere enters into the balanced two-dimensional state (of two spheres) and creates an imbalanced state or movement within the bottom two spheres

Some other examples of dowsed energy at different sites:



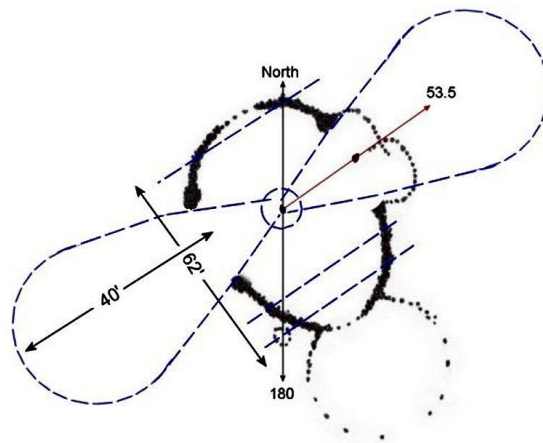
Below are some other examples of the three energy lines. These are actual dowsing diagrams by the late Ian Honeywood of Britain. Ian was a pioneer of putting ancient stone sites onto the web, starting with his site in August 1998 his work showed how these ancient sites should be researched.





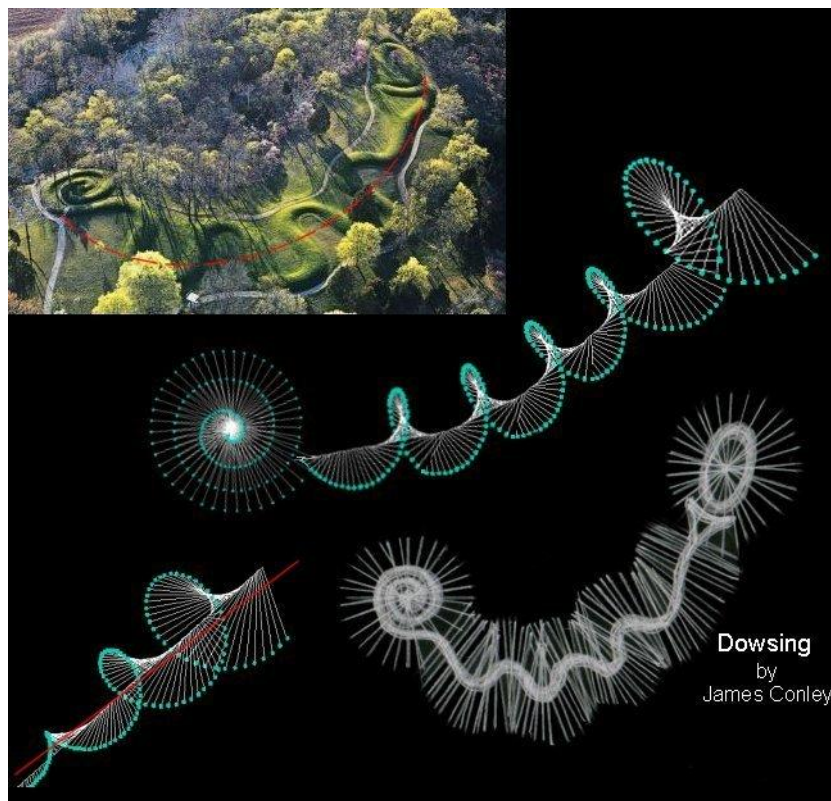
At the Cerrig Duon Stone Circle Ian wrote; the adjacent double row were joined by dowsed connections even though they were not in physical alignment. The row B/C terminated at each end with a stone and had a "spur" to a stone at D from the dowsed structure limit line. Row E/F terminated in line with B/C but not at a stone, missing perhaps? But also having a "spur" from stone G to one at H. From a stone at J a dowsed path ended in line with the stone row end.

The Alonsa Site of Manitoba



My dowsed energy lines of the Alonsa Stone Circle site of Manitoba, Canada.


The Serpent Mound of Ohio



Chapter 18

More Evidence of Past Work

K 8538




K 8538

On public display in Room 55 in the British Museum

This neo-Assyrian map (commonly referred to as a "planisphere" (the reproduction of a spherical surface as a flat map)) was recovered from the library of King Assurbanipal in Nineveh and is dated to circa 650 BCE.

Archibald Sayce and Robert Bosanquet believed that K 8538 was a star map. Ernst Weidner believed that it was a diviner's tool. Johannes Koch believed it was a star map having a practical purpose (i.e., assistive to naked-eye observation). Alan Bond and Mark Hempsell believe that it is a Sumerian period 'field note'!

Unfortunately considerable parts (comprising approximately 40%) of the planisphere are missing. This damage dates to the sack of Nineveh. (The planisphere was restored - quite heavily, using plaster, hence its incompleteness. K 8538 is the best preserved of 2 surviving planispheres. In academic world the exact purpose of K 8538 remains unknown. Star figures are found in 6 of the 8 sectors. God names are also written in addition to the star/constellation names. The tablet has always proved very difficult to interpret.



The arrow points out the higher vibrational range of spiritual angles, shown in the “X”.

Its purpose is unknown as the information it depicts is also unknown to modern researchers. As one can predict this planisphere is thousands of years younger than the stone circle information. That gives it ample time to be missing lots of the original understanding but it still provides us with a glimpse of the original stone circle understandings. It is a “timeline capsule” that shows the erosion of the original ancient shamanic knowledge behind the stone circles.

<http://members.westnet.com.au/gary-david-thompson/page11-9.html>

The So-called "Sun Dials" of Eastern Europe

(Stone Circle Blueprints)



The first step in the teaching; to demonstrate grid concepts. From there one needs to show the angles; within that grid and then what aligns to the energetic focuses of interest.



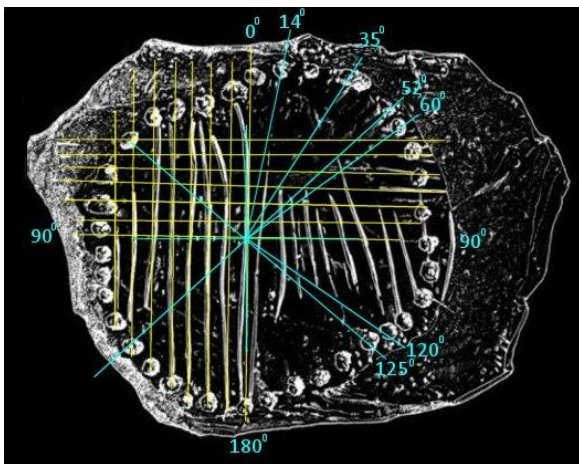
Interestingly; the researches talk about this slab possibly having a mobile gnomon; this sounds like someone trying to fit in a pet theory of what this tool is.

A unique stone slabs from burial tumulus found in 2011 in the north-west part of Donetsk region of Ukraine. In this burial #7 of tumulus 3 of the tumuli Popov-2 a stone slab was placed on the floor by members of the Srubna culture (3800 BP– 3200 BP). Grave mounds called kurgans (Slavic for tumulus) are a particular type of grave where a mound of dirt is heaped over a chamber.


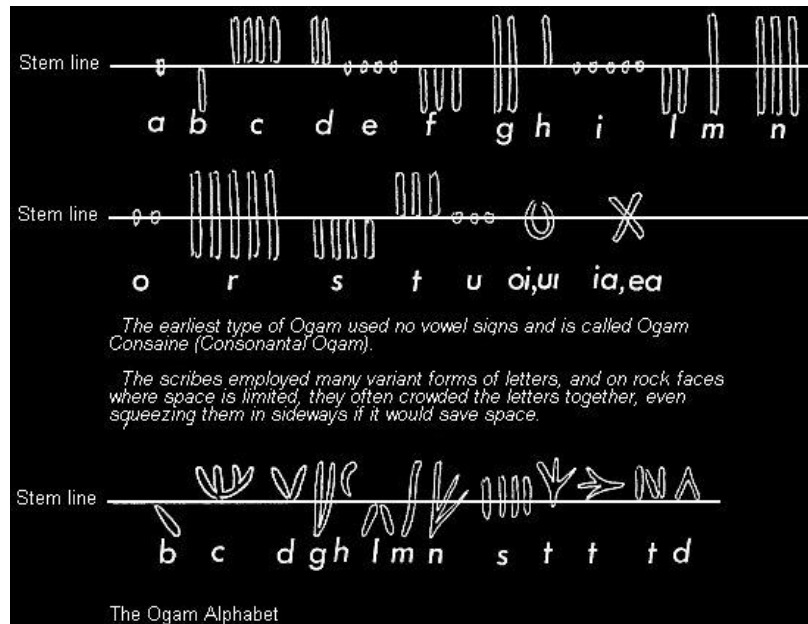
It occupied the area along and above the north shore of the Black Sea from the Dnieper eastwards along the northern base of the Caucasus to the area abutting the north shore of the Caspian Sea, west of the Ural Mountains to come up against the domain of the approximately contemporaneous and somewhat related Andronovo culture.

On the surface of the plate, on both sides were engraved marks of lines and cupped depressions arranged in an oval. If it was a real sundial (as some speculate) there should be a hole drilled in the center for the Gnomon. This culture, like cultures thousands of years prior to this time period were more than capable of drilling a hole into the stone for such a peg; so as to cast a shadow across the cupped marks.

Both sides of the slab



Ogham or Ogam Script found on Ukrainian stone slab; along with the stone circle understandings the Ogham script has its source in early Neolithic Proto-Indo European cultures.




Holes along a line are part of the Ogham text.

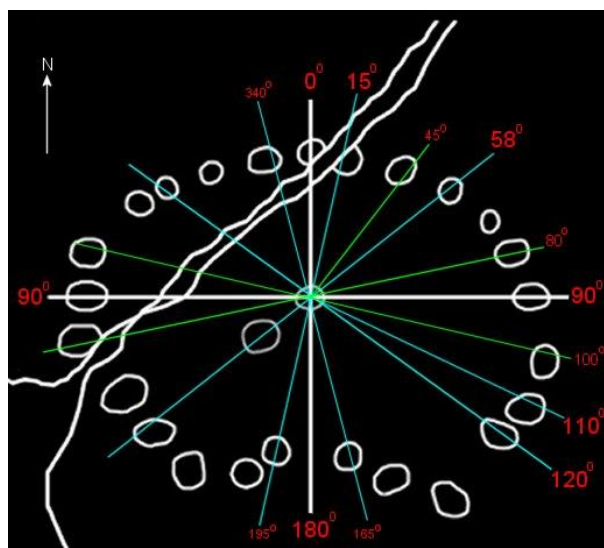
Many academics believe that the ancestors of the Celts were the Proto-Indo European culture who lived near the Black Sea around 6,000 BP. Some migrated in a South-Westerly direction to create the cultures of Thrace and Greece; others moved North-West to form the Baltic, Celtic, Germanic and Slavic cultures. Evidence of a Proto-Celtic Unetice or Urnfield culture has been found in what is now Slovakia circa 3,000 BP. This evolved into a group of loosely linked tribes which formed the Celtic culture circa 2,800 BP. By 2,450 BP they had expanded into Spain; by 2,400 BP they were in Northern Italy, and by 2,270 BP, they had migrated into Galatia (central Turkey). By 2,200 BP, they had occupied the British Isles, Brittany, much of modern France, Netherlands, Belgium, Germany and Switzerland, North West Spain, and their isolated Galatia settlement in Turkey.

Speaking of Druids; many people believe that the Druids constructed Stonehenge, the complex of standing stones in South Central England. Stonehenge I ("Old Stonehenge"), which was composed of the 56 "Aubrey" holes, was constructed circa 3500 BCE. The current formation was completed circa 1500 BCE. This was almost a millennium before the start of Celtic civilization. The Druids may have preceded the Celts in England. Thus, either the Druids or their fore-runners might have been responsible for the finishing of Stonehenge and other monuments.

A Second Stone Slab



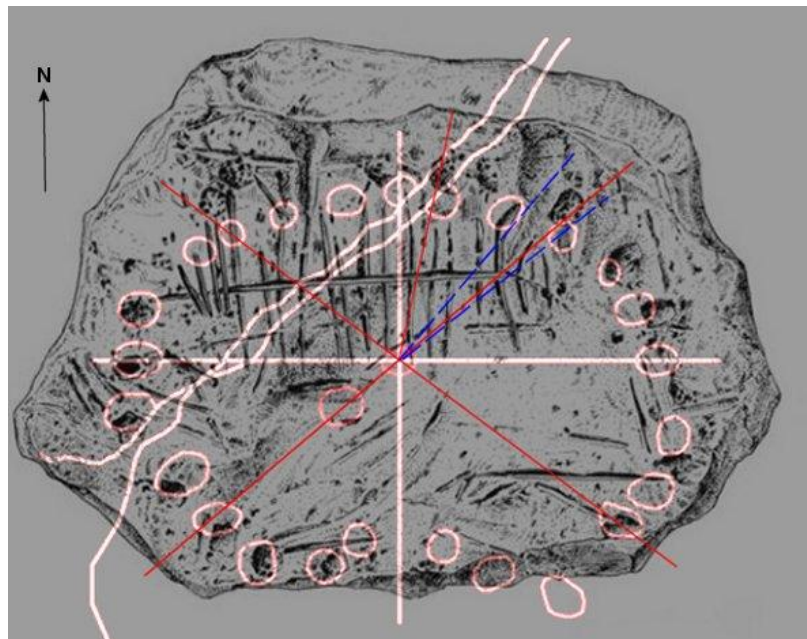
A second template from a Srubna burial of kurgan field Travriya – 1 (Rostov region, Russia).



Although this culture probably had a thousand years separating them from the initial understandings, they still showed that the basics were understood. This stone diagram appears to be more of a teaching schematic for the understandings as it outlines the limits (sections) of energetic profiles. Instead of showing just preferred angles of prominent energy strengths it shows the beginning and end angles of reality's projectional sources. That's why the cupped marks appear to be in groups instead of evenly spaced clock like characters.

Along with the groupings you can see some of the angles of interest to this shaman: 58 degrees marking off the limits on future creational flow, 120 degrees, the connectional angle to mammals and plants (spiritual connection for hunting and plant medicine) with 110 degrees being one of the edges of this connection. There is 15 degrees, the connection to higher spiritual aspects for oneself, in future creations and 340 degrees for past. Even the limits of the structural neutral zone are marked off with 80-100 degrees off the centered 90 degrees axis.

A Combination of the Two

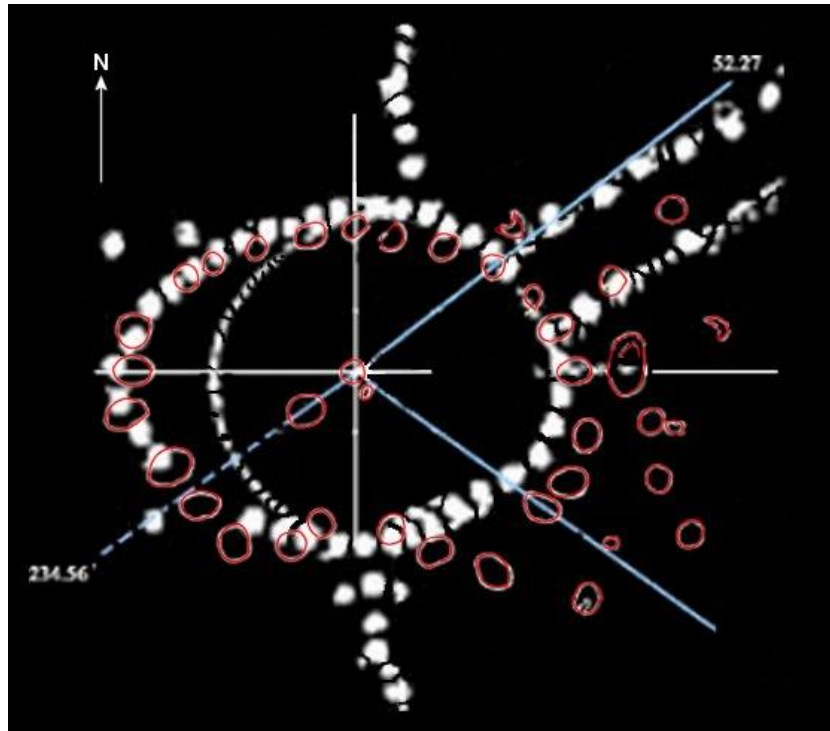


The combination of the two “maps” (Donetsk and Rostov regions) showing a common and more complete understanding of the teachings.

Overlaying the two stone slab images shows the commonality of the two but at the same time demonstrating a more complete version, as each contributes its own

information. The same teachings, but were simplified by placing them on 2 slabs and surfaces so as not to over complicate one slab.

A Site Comparison



Carahunge - Zoratus Karer, Armenia (in white) overlaid image (in red circles) of the Srubna burial of kurgan field Travriya – 1 (Rostov region, Russia).

With less than half the distance of Bighorn Medicine wheel in Wyoming to Manitoba's Tie Creek Petroforms is the distance separating these "sun dials" to the Armenian Carahunge Stone circle, which means it is conceivably part of the same understandings. It seems that distance in the ancient world was never an issue. With this in mind the knowledge seen in these Ukraine/ Russia "sun dials" can be demonstrated in the Armenian Carahunge Stone circle, just a few hundred miles away. The knowledge was global and within a very short time period.

The Carahunge Stone Circle is one the oldest if not the oldest stone circle in the world. Knowledge gained here would have spread across the land and in a thousand years or more would have likely lost some of its completeness. Interpretations and needs of

different shamans would have altered the primary template, which explains the variants seen in the “sun dials”, as well as other sites.



Carahunge - Zoratus Karer, Armenia - for more on this site see: [Carahunge](#)

No one can give any explanation of how the stone circle knowledge spread across the planet in such a short time period. Obviously the ancient world was much more connected than we realize. It forces researchers into two possibilities; ancient people traveled from continent to continent or they used some other means of communication. Faced with the impossible distances needed to be traveled they simply remain silent. This is because the truth is the ancient shamanic societies had more abilities than our modern culture recognizes.

For more on this statement see: [The Stone Council of Time](#) and [Council of Stone](#) on the website.

Chapter 19

Mayan Grid Communication System



Tulum, Yucatan Mexico



Years ago I spent some time touring ancient Mayan sites with Hunbatz Men (a Mayan Shaman from the Yucatan). Hunbatz Men is called a Day-Keeper as his father had passed onto him the ancient ways from past family generations of shamans. On one of these days we spent some time at the ancient Mayan – Toltec site called Tulum. He didn't have much to say about the site and I had to agree with this as there is little energy there and what was there was very polluted (from what I could feel). The reason

for the visit to the site appeared to be centered on a very special building at the base of the main pyramid. This building was probably one of the smallest there but it had a very specific purpose.



According to Hunbatz Men this was a communication device that aligned its doors to the grid. Using its internal shape and its alignment, it became a communication facilitator with other shamans in different Mayan centers. The building is basically cubed in shape with a door in the middle of each wall. You have to bender over to get into it and when you are standing in it there is very little room to move around. Other than its small size, the lack of room is because of a stone cylinder on the floor, and permanently placed in the middle of the room. The stone cylinder is a seat and above this cylinder seat is a domed ceiling, all of which is to facilitate communication through one of the doors of choice. By sitting on the stool and facing the door/direction of interest shamans could communicate with others in distant Mayan centers through the grid lines. The uniqueness of the structure makes Hunbatz Men's statement very believable.

Chapter 20

The Mayan “Calendar”

What does the Mayan Calendar have to do with stone circles? They share one powerful understanding, and that is both use the true universal design and structure as their template. One of the biggest misconceptions today is that the Mayan Calendar is a method of tracking time. The truth is our modern culture has molded and rendered this advanced understanding down to a level we can comprehend. We are in essence comparing it to our understanding of a daily measuring system like our Gregorian calendar.

The Mayan Classic period (250 AD – 600AD and possibly 100 years prior to 600AD) was the pure Mayan culture that later saw the slow intrusive intervention of the central Mexican city of Teotihuacan into Mayan dynastic politics. This intrusion ended in a crescendo of violence by the 9th century with widespread political collapse in the central Maya region. The final result was internecine warfare with the abandonment of cities and a northward shift of population.

About 800-830 C.E., the Maya had abandoned almost all their city-states in Guatemala and Chiapas. This event did not take place simultaneously everywhere; over a period of about thirty years, one after another of the city-states that had been inhabited for centuries ceased to erect commemorative inscriptions and were evidently deserted. At around the same time, however, a new “Mayan culture”, centered on the location of Chichén Itzá and Tulum, emerged at the northern Yucatan peninsula. This is a culture that is mostly referred to as postclassical as it had a lot of Toltec influence.

This postclassical culture seems to have downplayed the role of shaman-kings and instead emphasized the cult of Kukulcan. This was the Feathered Serpent, known by its Aztec name of Quetzalcóatl and more than likely had its origins in the prior Toltec culture.

It all came to an end with the Spanish arrival and the burning of the Mayan books of knowledge. The true understandings of the Mayan calendar were lost, and with it thousands of years of shamanic research that starting with the Olmecs, who past it onto the Maya to complete.

What was lost is the fact that the Mayan Calendar is fundamentally a time schedule for the evolution of human consciousness. In recent times researchers who have studied the Mayan calendar have focused on the supposed end date of the Great Cycle. Their understandings have proven to be total nonsense as the 2012 fear based prophecies have shown.

The Mayan Sacred Calendar is both a master calendar providing unified pattern for all creation and the hub of the Mayan calendar system. Those seeking to understand the current and future course of events should familiarize themselves with its basic pattern.

For the best source of information on the true purpose for the Mayan Calendar refer to the book "The Mayan Calendar and the Transformation of Consciousness – by Carl Johan Calleman, Ph.D. ISBN 159143028-3 from Bear and Company. He above all others has done an exceptional job of introducing the public to the real purpose of the calendar.

Calleman explains in his book how using the Mayan understandings of universal angles one can plot out their destiny, which in essence is the creation and energetic support for this reality. Below are some terms used for references of the comment taken from this book.

Some terms used by the system are:

Tzolkin: 260-day count, also called the Sacred Calendar

Baktun: period of 394 years

Katun: period of 19.7 years (7,200 days)

Tun: period of 360 days

Kin: sun, period of one day

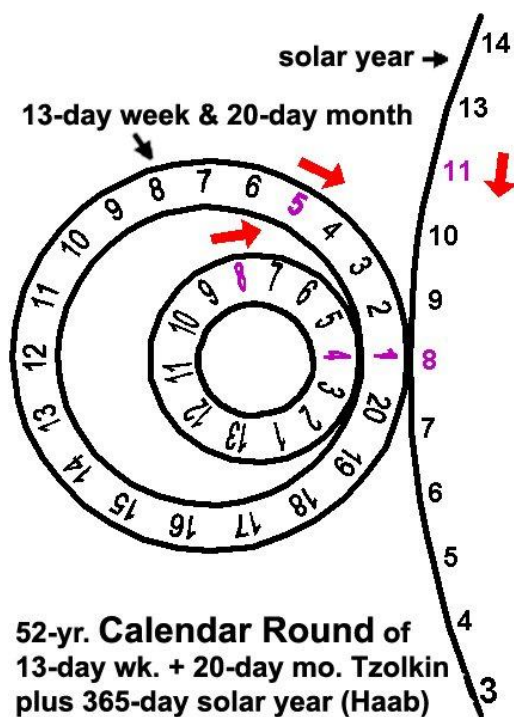
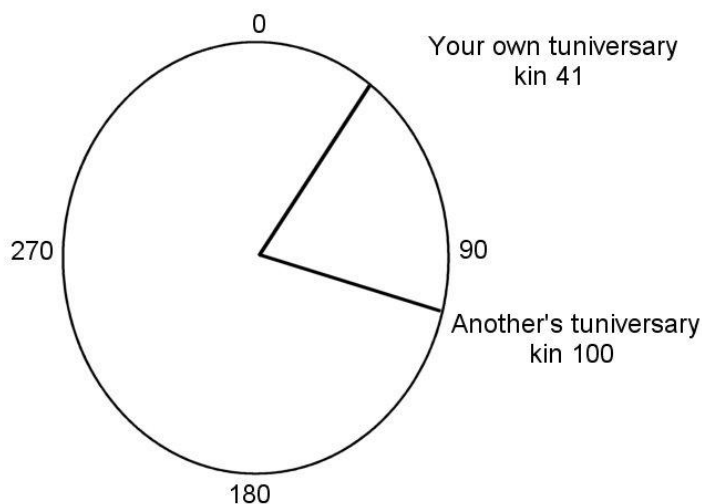
Tuniversary: spiritual birthday occurring every 360 days

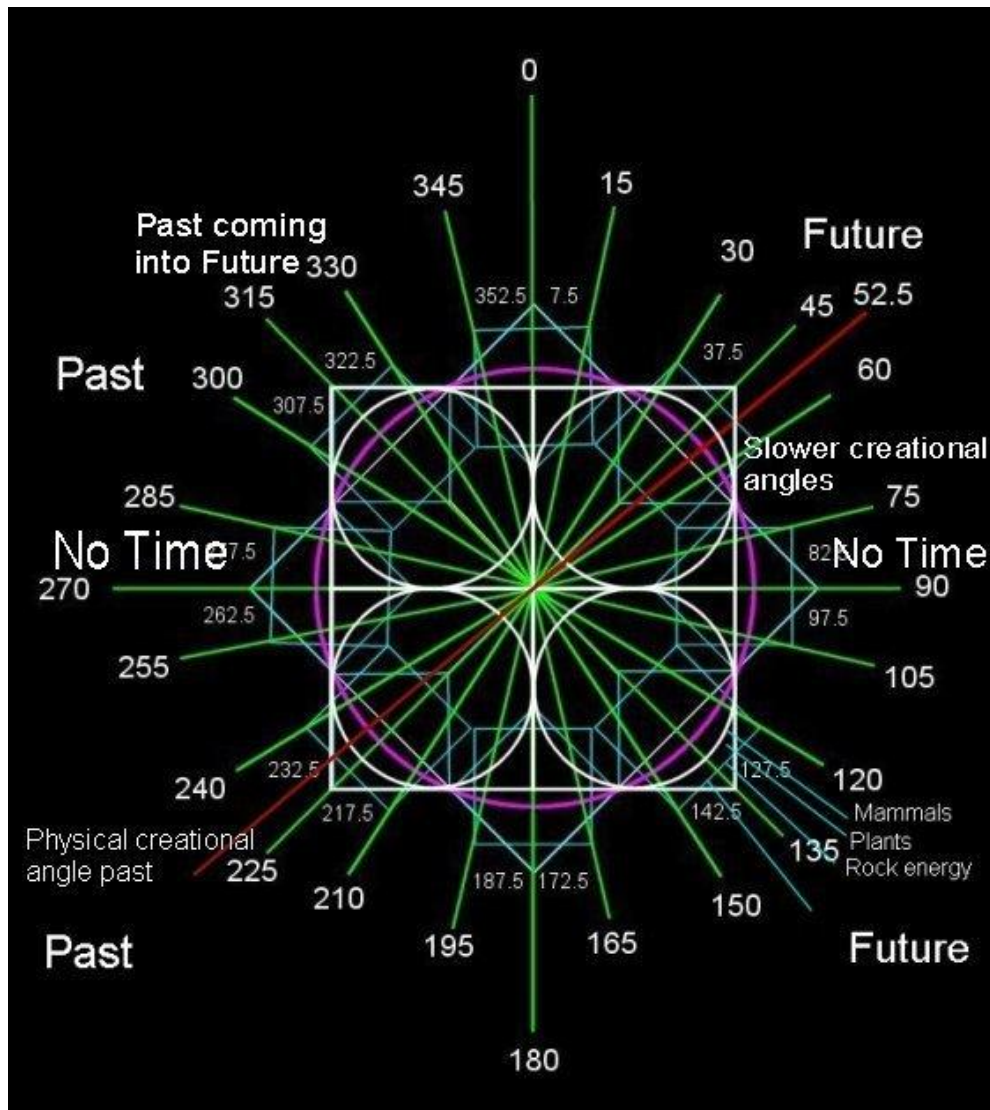
From the book:

"The day-day Tzolkin is only a ripple on the waves of the ocean of creation; the larger waves are much more important for determining your frame of consciousness than the day-day tzolkin. The Baktun, katun, and tun in which you were born have greater divinatory significance, something that becomes evident if you study ancient Mayan stelaes. What is more, if we merely consider our Tzolkin days of birth, we will remain stuck in a worldview of endless repeating cycles, in this case 260-day Tzolkin rounds. Creation, however, is both noncyclical and nonlinear. A calendar adequately describing creation needs to be both evolutionary and spiraling, and it must include several levels

of evolution. It is only in such an evolutionary context, generated by taking longer cycles into account, that energy of a Tzolkin birthday gains its true meaning.

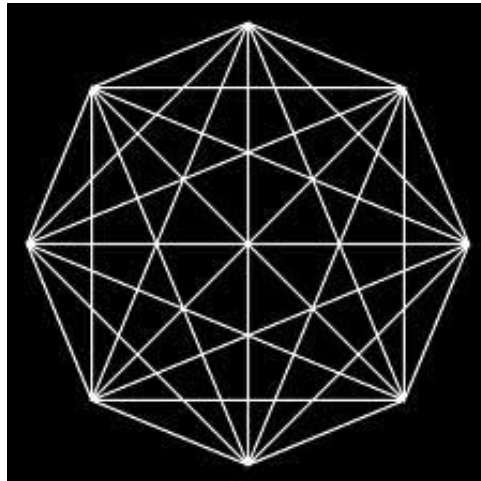
You may explore how your evolutionary spiritual cycle relates to those of other people in your life by drawing a circle with 360 degrees and placing the kin number of your own tuniversity in the circle together with those of certain others of interest to you. The resulting angles will then have something to say about how you are synchronized with their spiritual wave movement.”





Chapter 21

Trying to work with the Grid - Ley Line system (Suggestions)



The trick is to divide the sites into their category:

Separating the sites by Earth Vortex locations (natural Earth centers).

Separate sites by time periods of human conscious development. Keep this simple as continents and regions run on different conscious levels (there are always portions that are distinctive from the general populace, regardless of time period).

Try to determine the focus of the shamanic group by their choice of stone placement. Although the methodology is the same the focuses can vary even in the same area of a site.

Use countries with less sites rather than places like Great Britain with its overwhelming array of sites. Too many sites spread over a large time period are too complicated to separate, unless small areas are used.



Development levels of human conscious awareness determine focus:

These are only suggestions to try and separate the sites.

There is no individual order or importance in the list below as all are part of the human process of discovery. This list is merely to show different focuses will dictate site patterns. (A person's age has nothing to do with this awareness (spiritual awareness) as one can be born more aware than an elderly person in the same community. The single determining factor in a person's spiritual level can be witnessed in their awareness level and treatment of others, but how they use this awareness can be influenced by cultural environments.)

Shamanic reality - the largest and oldest spectrum of human consciousness that encompasses the entire list.

1st Human Stage Consciousness - hierarchy involved:

Elemental Grid – plutonic solids including merkaba

Animal and plant “worship” (hunter's survival aspect, including protection)

Elementals or inner world semi physicals including “lower level aliens” and fear of the environment.

2nd Human Stage:

Spiritual Grid – Lower and higher realms – Dorajudoik to Angelic realms (different directions but no hierarchy involved).

Secondary focuses:

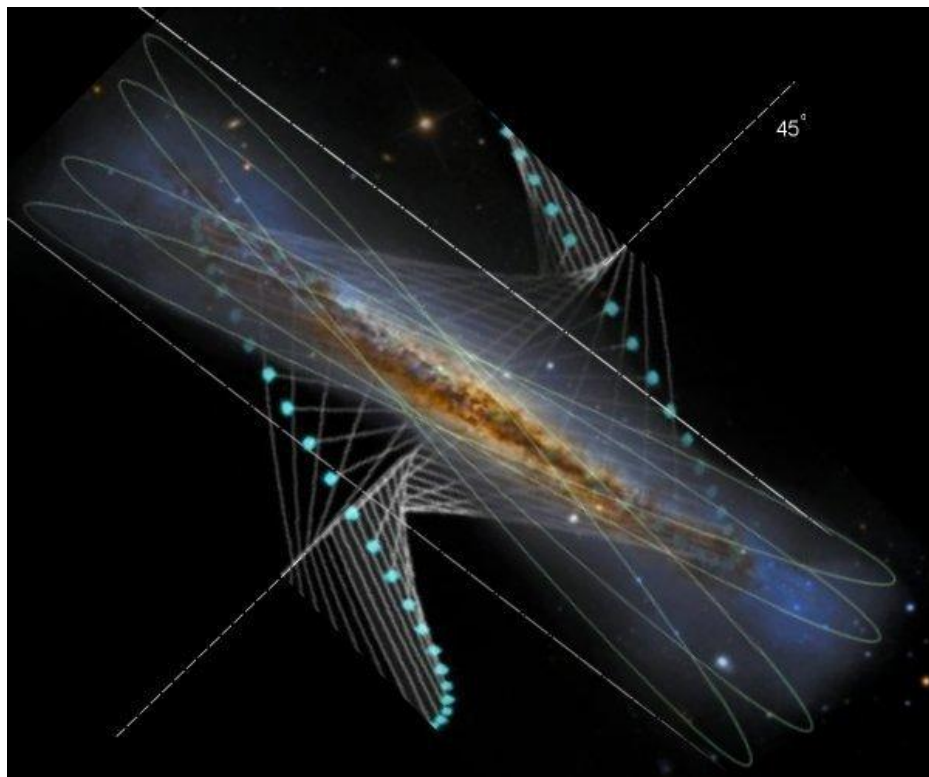
Emotional Grid – love, war, etc.

Intellectual Grid – universal researching, plant medicine, etc.

Physical Creative Grid – power, pyramids, forts, etc.

Cultural Grids:

Religions, cults, organized shamanic groups, etc.



Chapter 22

Earth Size



This is a very controversial topic but worth looking into as it makes perfect sense. Science will not recognize this subject mainly because there is nothing in the scientific literature to support how this could happen. After looking at the evidence one would think this alone would provoke academia to do some “soul searching” of their foundational theories.

I am referring to the Earth's size see the links below;

The shortest version -

Earth's Geological shape – expanded earth theory; Neal Adams:

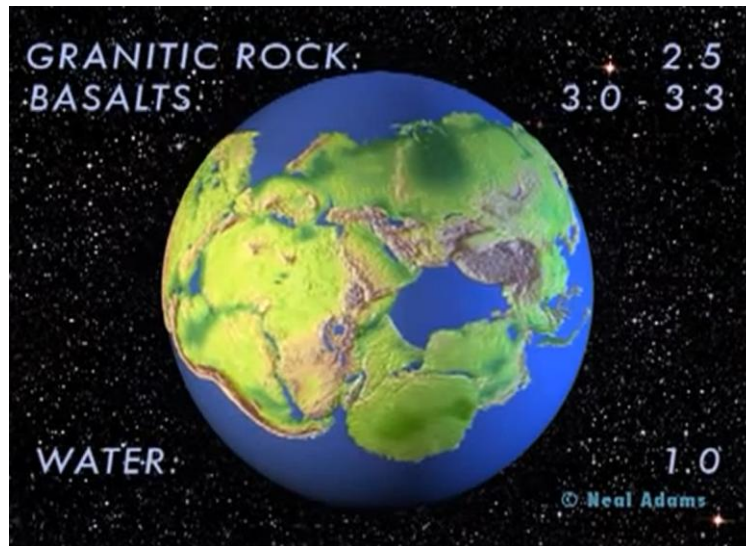
<https://www.youtube.com/watch?v=oJfBSc6e7QQ>

A longer explanation by a geologist : James Maxlow:

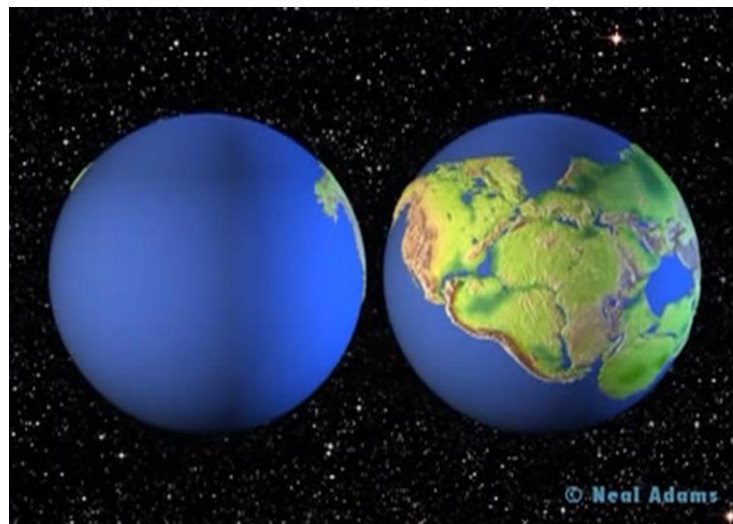
https://www.youtube.com/watch?v=qT_gaW3_ywg&index=17&list=PLeKpxjflGPp0ITbLO_ZYGr4RkjN7honnJO

Neal Adams:

<https://www.youtube.com/watch?v=z1oza6jybOA&list=PLOdOXoiGTICLdHkIMhj9AI8G-1ZLXGEP2&index=10>



Pangaea; an improbability due to the imbalance of a rotating planet.

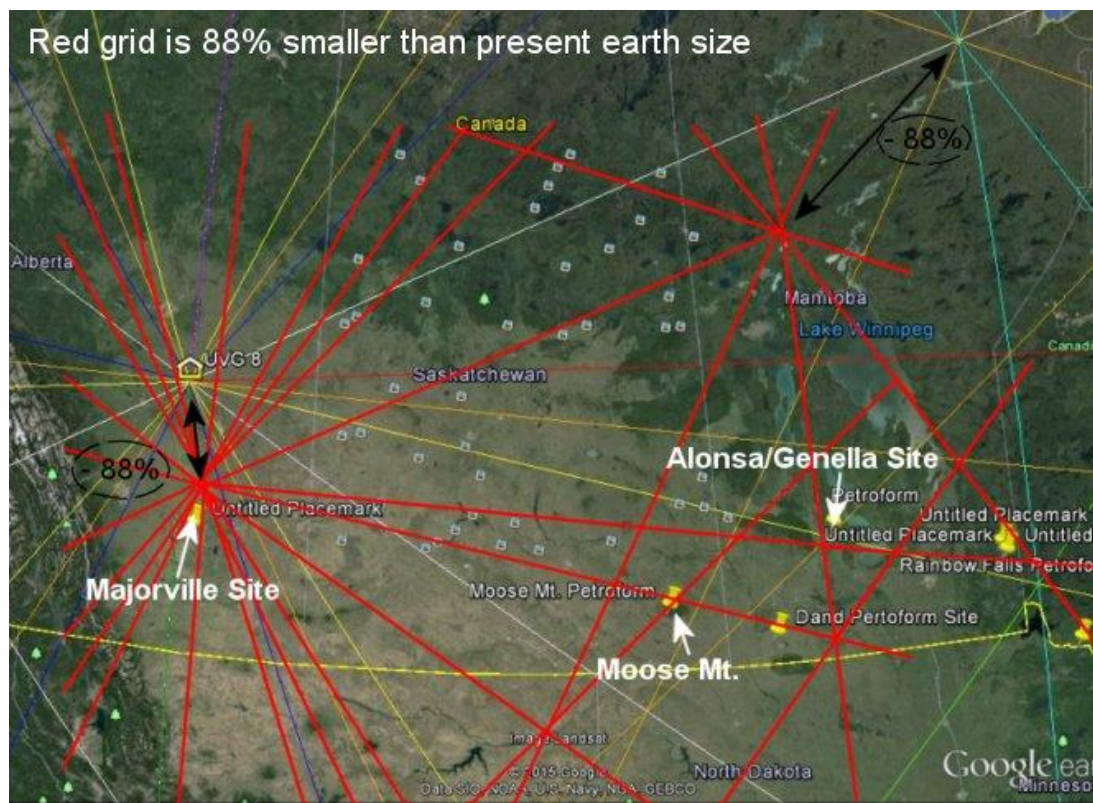


Both sides of this modern concept of a single land mass, on one side of an imbalanced planet.

Years ago I tried to align some local Canadian prairie sites within the Bethe Hagens Grid system. It was close but some sites were off from this grid. This is especially evident when looking at major junction spots like UVG8, which should align up over the

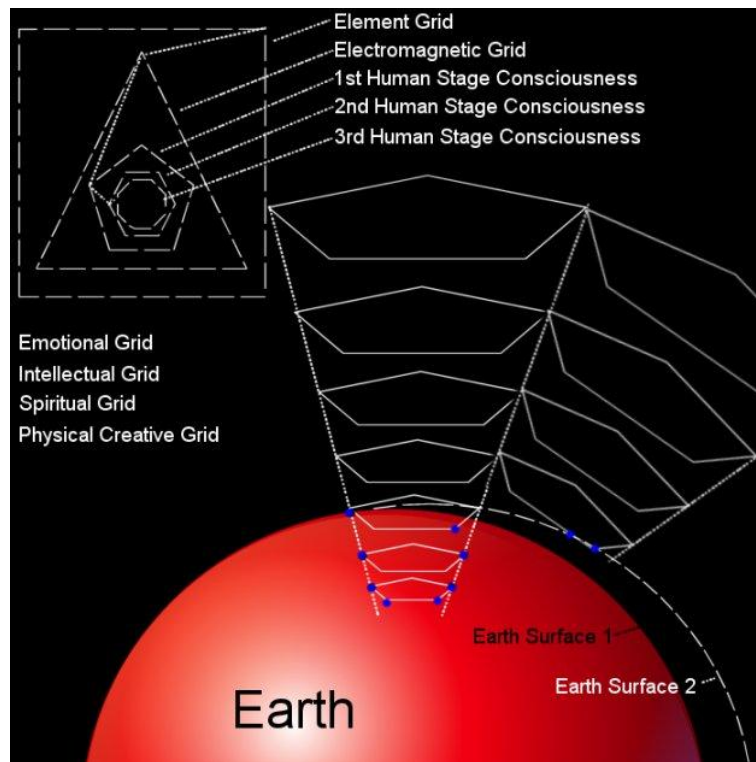
ancient medicine wheel called Majorville, in Alberta. I took in account the age and focuses of the sites but some still fell outside the pattern. Is it possible that the grid itself is incorrect or is there another factor? As mentioned in the above lists there could be many involved factors but there is one that falls outside everyone's focus. This is the size of earth, in relevance to time periods (called by my guides as Earth Shells).

Majorville in Alberta Canada is at least 5000 years old so what would it take to go back in time to another size of grid? Doing a quick experiment, with little effort given I reduced the background size of a snapshot from a grid overlay on Google Earth. I then grabbed the grid and resized it over this background map. Resizing earth down to 88% created most of the alignments, as UVG8 should be the Majorville Site. Major sites like Moose Mountain Stone Circle, Majorville, the Whiteshell sites, and others lined up (see diagram below). This was a rough test and the angles of the grid should be adjusted to correspond with the sphere's size to make it work. I don't have the time or technical ability to go further with this so I am handing it over to readers who might be interested.

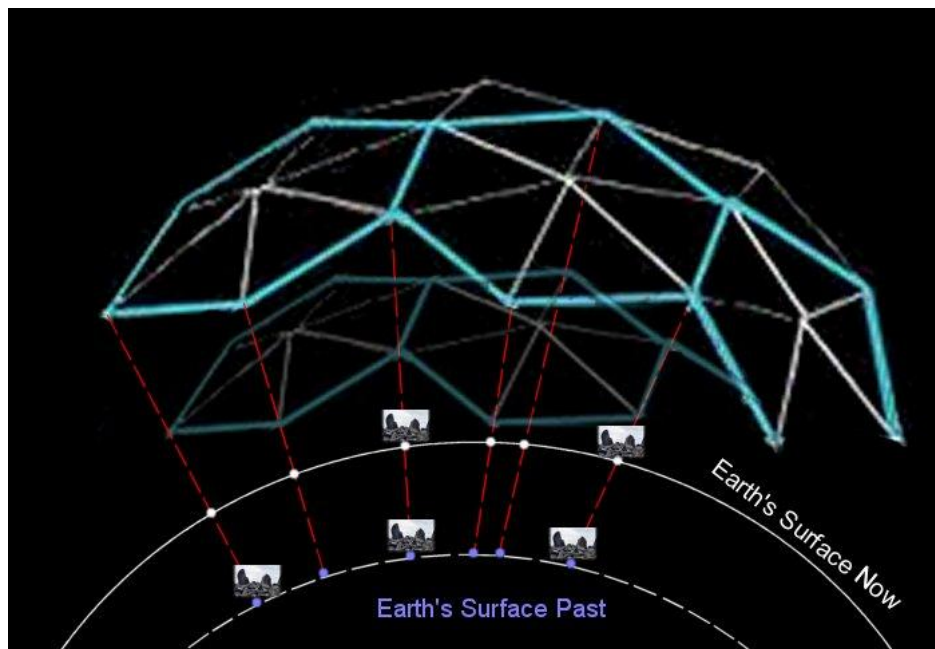


View the YouTube videos above to understand that the size of the Earth was smaller in the past.

Note; Palaeontology cannot understand how massive dinosaurs could move around; no problem if there is less gravity from a smaller earth.



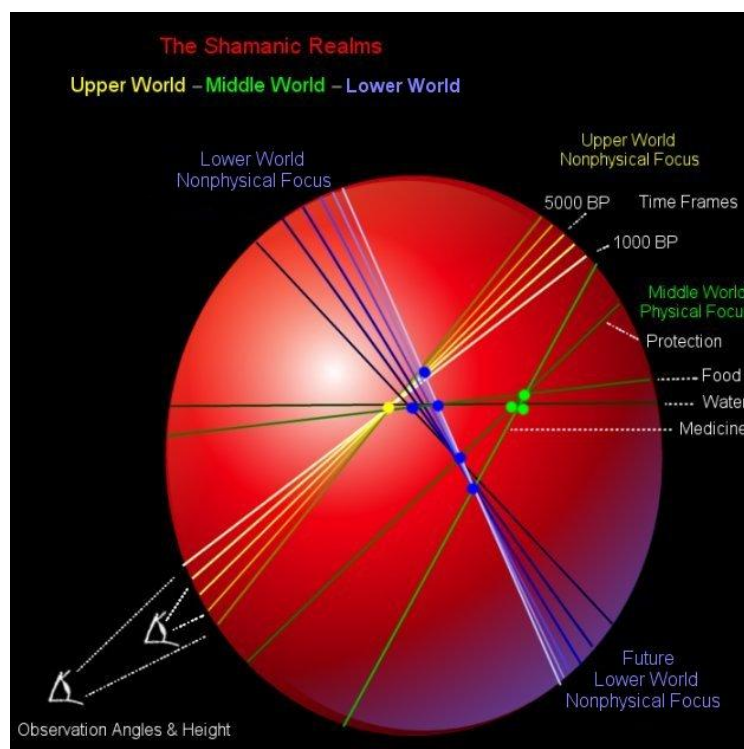
Bethe Hagens Grid software: <http://www.vortexmaps.com/hagens-grid-google.php>



(A possibility that the “shells” were not physical, “in our reality”, but were a parallel earth reality.)

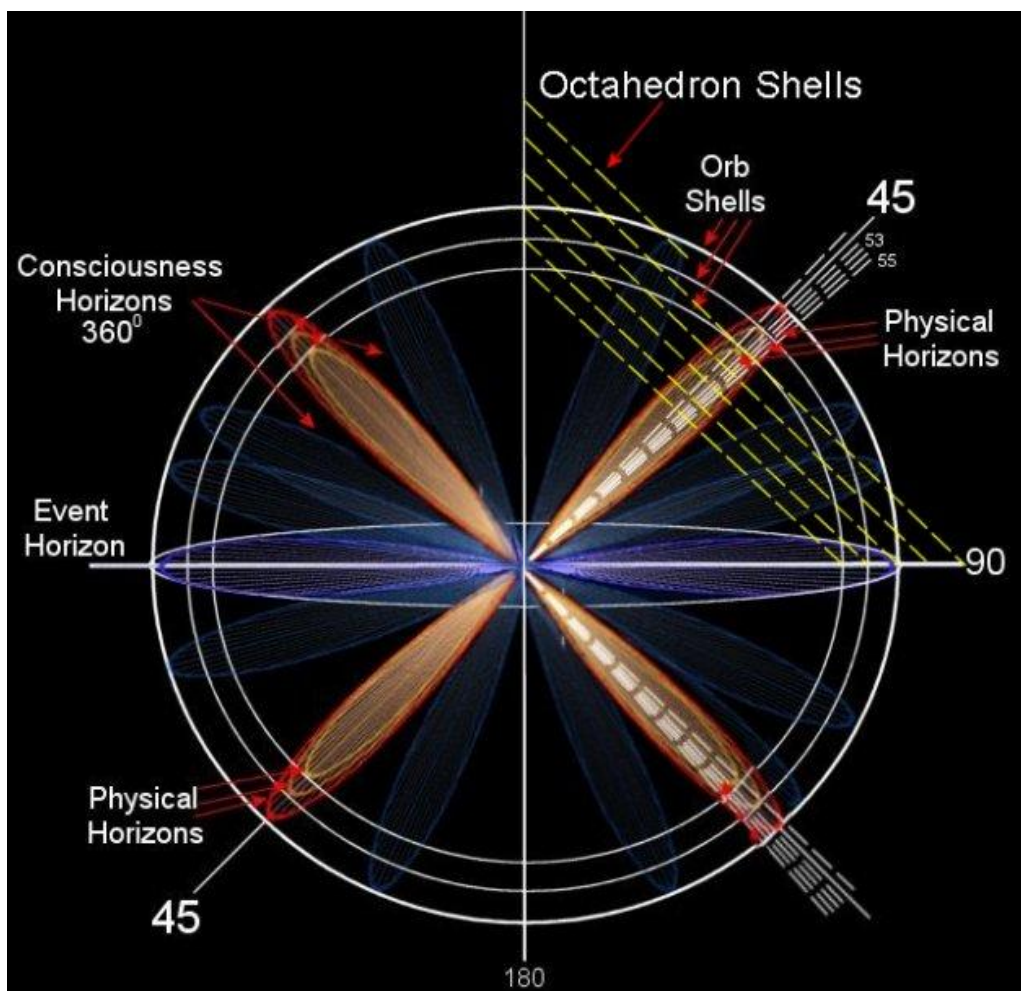
One of the most important things to remember about the ancient sites is that they were built for their time period. I am referring to the period of time in which earth’s and human consciousness were in sync together. This time period would not fit into today’s reality.

If you were to view reality constructs from outside this plane, you would understand there are countless planes within planes. There are untold dimensions and limitless levels of consciousness, and each of these planes are based on the beliefs and thought forms of those who created them. It is like the 2500 year old blind men and the elephant story. Each of these planes are real and correct within that limited context, yet none of them are the big picture. There are for example, planes in which different geometric forms compose the reality construct. The Monroe Institute of Virginia can teach you how to access these focus states or dimensions through the Hemi-Sync program. Those who tap into these planes may try to tell you that this is the basis of the universe. Yet there are also planes in which archetypes are the governing structures. Many shamanic trips or some channelings will provide this level of contact. Those who resonate to these constructs will also tell you that archetypes are really the basis of reality. All are true, and none are true, depending on your chosen context.



This is not to say any of these people are wrong. In fact I applaud them for exploring their own divinity and the divinity of all. This is all part of the plan, or as I have been told "the game". These are evolutionary steps that we are taking to become greater than we currently are. The trick is not to think that every step is "it" the final solution. The "it" that we have found has always been around in one form or another, and has always been a trap for believing that we have found "it". Reality is fluid, and the "it" will always change.

Placement of sacred sites varies with multiple interests as different energy grids cross at points along the lines. The spot is dependent on the level of energy desired. Any change in angular focus shifts this energy spot to the side, along a line of interest. As observers today viewing these spots from a different grid height also changes the angles.

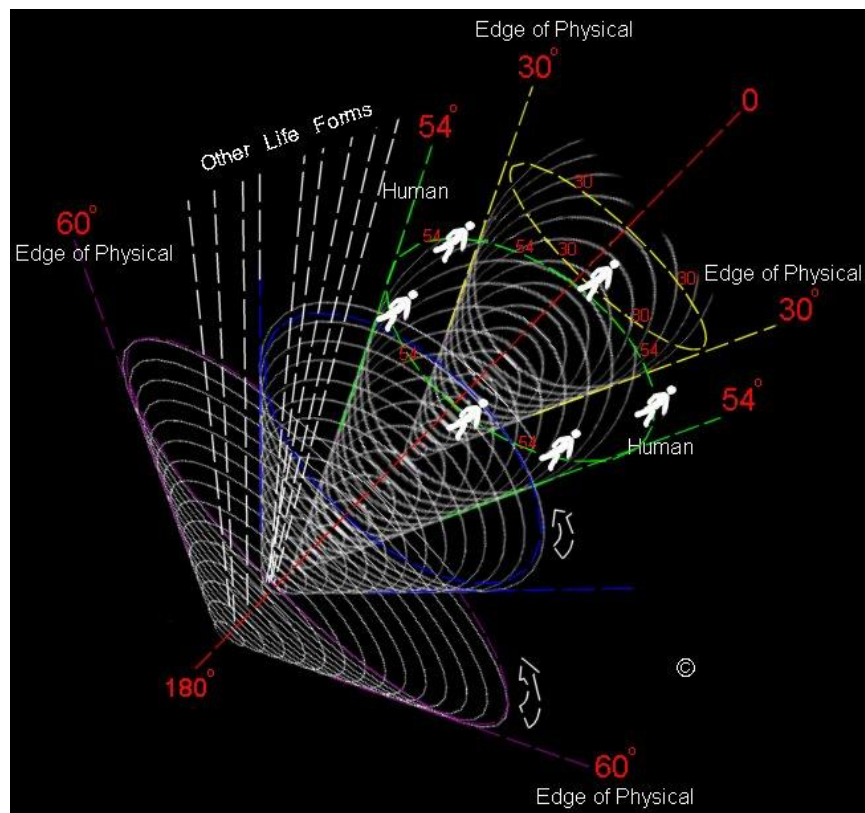


(To understand all the elements of this diagram see "The Schematic of Time and Ancient Sites".)

Chapter 23

The Time Factor at Ancient Sites

Time has to be addressed as it is one of the main components of the “power” that sacred sites have. It is the time factor above all that produces the most dramatic results. Other than the obvious measurement of events, from a shaman’s view, time can be observed as structure. The biggest problem describing the time aspect is the number of views or properties that can be focused on. Time has a distinctive pattern and a schematic. How we see this pattern depends on what level or angle of the structure we are looking at. At one point we see a grid, another ratcheting spheres or cubes, and at another level moving structures that spiral. It can also be sequential patch works or pockets of time displacement interacting with one another. It is all the same structure and it is all the same movement, just different aspects of the whole creation. The duration of time can also vary from one dimensional level to another including the physical. For more on this see: “The Schematic of Time and Ancient Sites”_



Time is a Product of Consciousness

In my journeys as a shaman I was given this teaching:

"Time is a product of consciousness. There is no exception as this construct of time and space we call reality is organized consciousness. Consciousness goes through cycles of self and thus evolves and learns about itself. It is because of this cyclic nature of consciousness that time itself cycles. Time is consciousness in motion!

As you understand, consciousness also has vibrational levels or octaves of existence in which boundaries or limits are placed on oneself so that growth can be observed and recorded to achieve recognition of self. This cyclic movement reaches peaks or completions in desire, which ends the teaching through balance and allows the new cycle or vibrational shift to take place. Time is thus a cyclic movement of different levels of consciousness in the process of moving from one level to another. Time thus is the observation of growth.

To access a time period from your past all you need is an artifact from this level of conscious construct. The artifact is a product of many levels of "common ground" consciousness that created it (stone, human, and so on). This common ground in Earth reality is called a time period in our understanding. Time periods are thus periods or cycles in which many have combined in a balancing co-creation to form the stone, metal, shape, desired tool, and so on for the artifact's existence to have any permanence.

Attuning to an artifact's vibrational and creational moment (the beginning of its physical existence) is tapping into the moment of that cycle of time (and conscious desire) that took place. All this has limits, as bridges in time or cycles need to be in alignment if you are to venture out of your present vibrational level. What this actually means is that you need to bond with new levels of consciousness, and they may not necessarily be familiar to you. This can be done outside of the present physical mind level, but cycles need to be observed or steps taken to get there. In other words there are barriers or levels of consciousness that need to be bridged. More discipline and focus in letting go is one of the prime ingredients for this work. The artifact is another and the acceptance of a different mode of thinking or perceiving is the third. To go back 30,000 years, you would do well to use later artifacts as bridges between and to the periods. Not much thought should be put into this as it is automatic, if you are aligned and open.

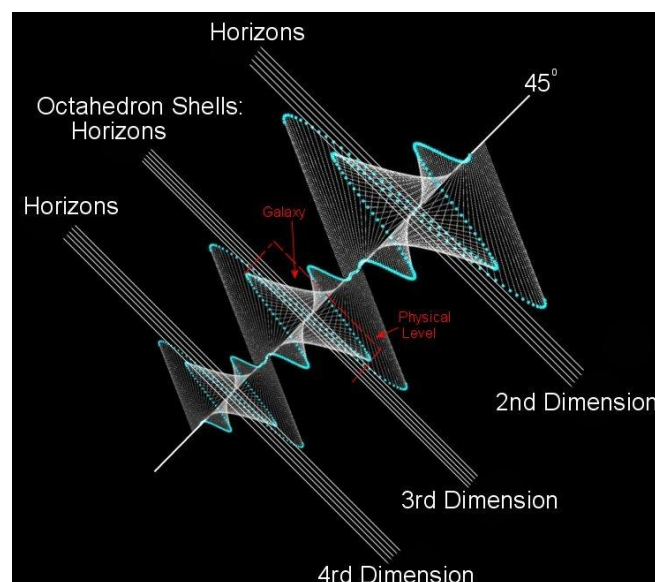
Artifacts are not just here to teach of past cultures or who these people were; they are here also to teach the possibilities of a whole realm of human conscious ability. The ultimate understanding of a master mystic is the realization that one is studying human

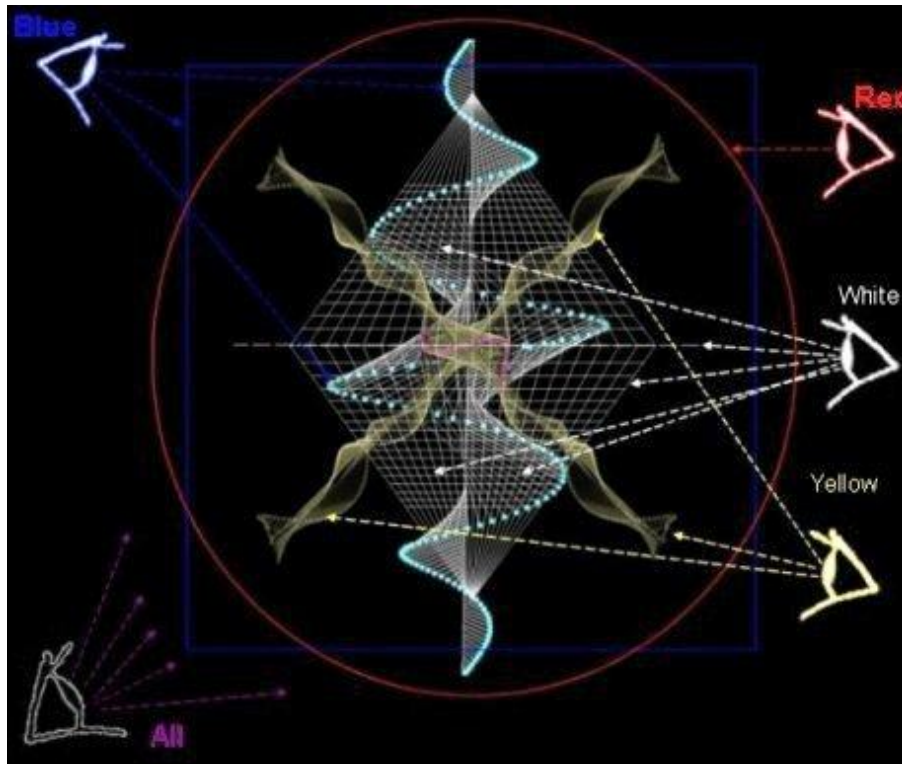
consciousness on all levels, angles, and flavours. This level of mysticism understands that there are no secrets or unknowns in the human form. All is accessible once the bridges are made and the levels understood. This is the new cycle of development as it brings completion to the Earth bound human creative experience. This has been the ultimate goal of humanity from its conceptions. The difference today as compared to yesterday can be witnessed in the new levels of awareness!

To go into the future one also needs an artifact, but this has not been created in the present time cycle so there is a need to connect to artifacts of consciousness. With the past and present understandings of how human consciousness creates and understands its creations, one can access the future, as this too is in a cyclic form that one has yet to recognize in the present. Recognizing the future or the past in the “now” is the same with the only difference being the boundaries of cyclic understandings that one places upon oneself. Understanding that no boundaries exist is an exercise in recognition of other forms of human consciousness. This is being provided by ones current physical artifacts as they assist a shaman to go beyond their current “present”. Going into the future can be done by bridging the boundaries of cyclic creation. Thus, as with the past, you will need to bridge time cycles and this can be accomplished through the Soul Group level, ones higher vibratory states. This is not always achievable unless there is a vibratory pedigree in the first place. There are many that cannot do this due to their underdeveloped connection to Soul Level.

A final reminder is that some in the past have been able to connect to this future cyclic source and they are now known as our great scientific minds, artists and composers (Tesla, Michelangelo, Leonardo De Vinci, and Mozart to name a few)."

Note: Time also has structure and this has not fully been addressed in the above teaching.





We perceive within our own vibratory level

Perception of Time and Reality

Perception, a physical based recognition that is the observation of one's vibrational level in time sequences called Sector Sequencing®. This sequencing is directly related to the field of vibration that a life form's specific vibration (DNA) occupies.

Perception then becomes a field of observable probabilities that are constituted reflections of one's own vibrational field, within the boundaries of the DNA's vibrational limits.

DNA thus becomes the vehicle for time flow as this provides the template and the vibration of a perceivable reality.

Within this perceivable field of vibration, all can be achieved within the limits of the vibrational realities capacity.

Sequencing becomes a matter of perception through the variables of the field stream of time and sequencing vibration, higher or lower.

As time moves forward so does one's perception of the sequences called learned experiences. It is in the perception of learning that one has the experience due to comparison of the change or the shift in vibration.

This is the essence of evolution and the injection into the sequence at any point finds its source from lower or higher nonphysical vibratory levels (called spirit).

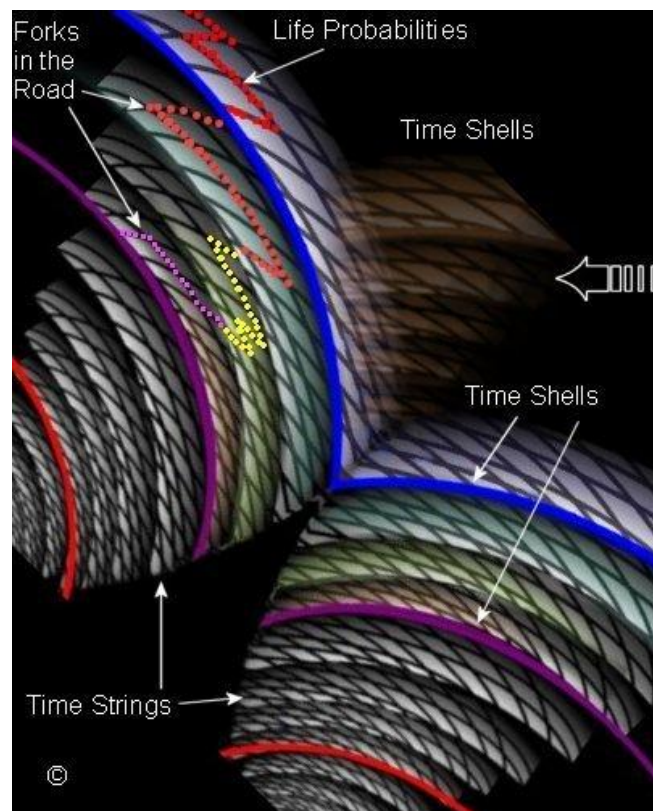
Spirit has the choice of where it will focus its desire into this sequential field and with the vibrational DNA profile that is needed to bring the experience to fruition.

Although mirrored, DNA sequencing is a flow in opposite directions that create balance. It is not something that can be observed from either directional side.

Physical DNA is one half of the flow direction of the DNA Sphere and its placement in a Time Sector of any given physical reality.

Reality and the perception of it has now become the eventual sequence of desire or thought in physical form. This form can now occupy space in the context of a co-creative reality with other like vibratory states or physical forms.

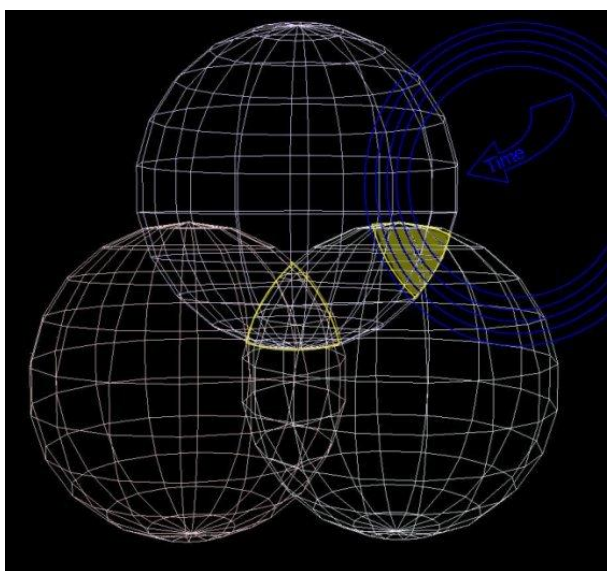
Physical form is the direct result of desire interacting on the field of universal matrix and its structure through vibrational differences and the sequencing of these differences from one another.



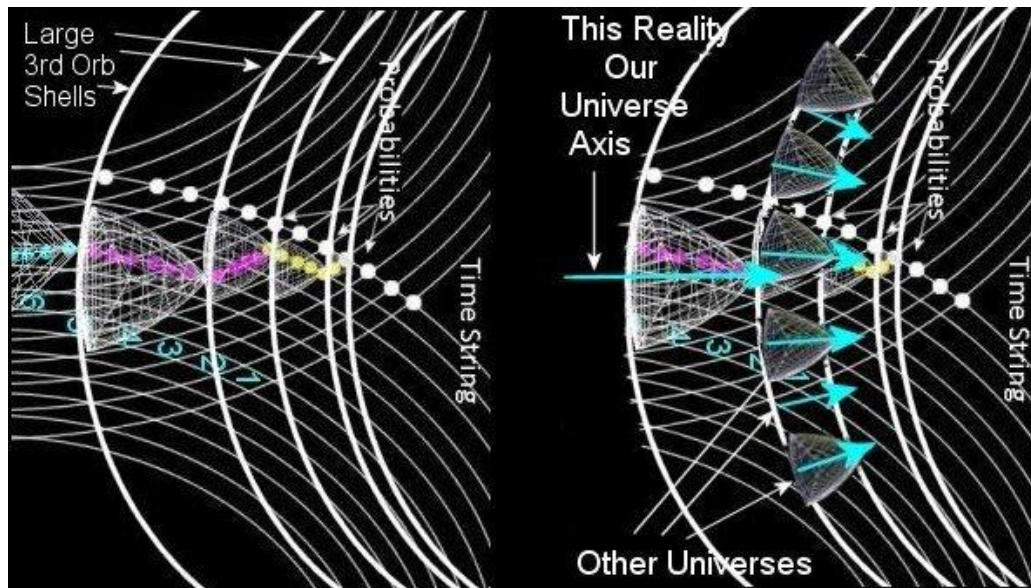


In one of my Remote Viewing sessions I asked what time looks like. This is what I was shown. Three orb surfaces with crossing strings of energy meeting and intermixing, the same as one would see three waterfalls merging.

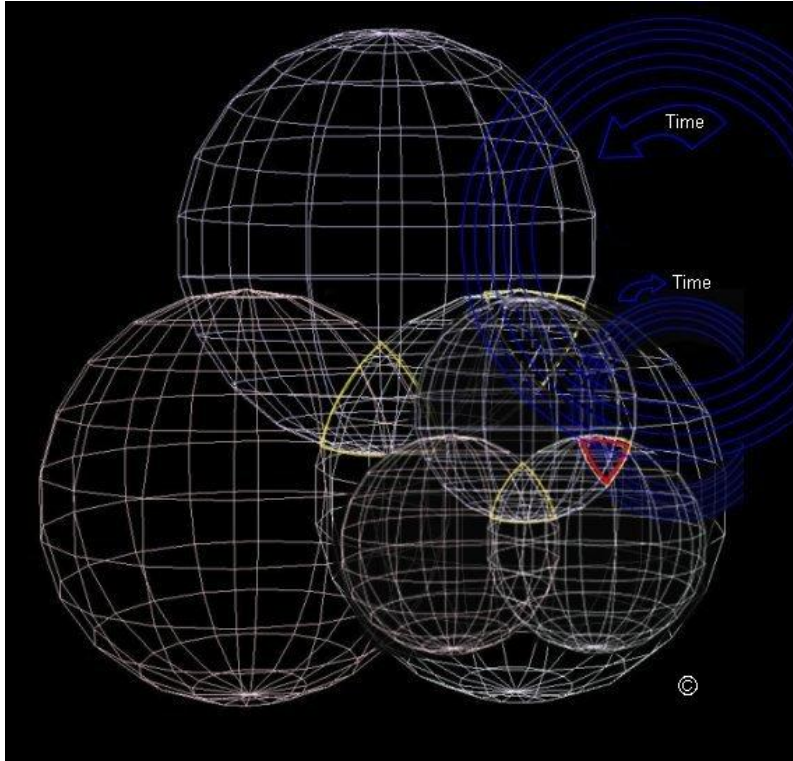
It is the ratcheting of separate reality spheres that creates movement in the static structured background of harmonic energy. Larger spheres influence smaller ones but they in turn influence the larger one as it is the supporting structure for this larger one. Each influences the other as all is connected. Below are a couple of diagrams demonstrating this. The sphere ratcheting in (from the right side in this example) brings with it its different harmonic levels of shells. As each shell and its layers rotate into the “patch head” (in yellow) and influences the reality inside this patch. Each shell and its layers introduce a time wave or shift in time cycle. This introduction comes from a larger aspect of the structure and thus a different level of conscious vibration.




It gets very complicated when you start shifting into different levels of realities and trying to maintain certain time cycles. Below are some examples of this complexity. These are diagrams that I was shown and are presented here only for your contemplation.




In some ways the cycle has no end or beginning as time travels in both directions and our senses can only detect forward flow as the backward flow cancels out the forward one. The diagram below shows how time cycles are introduced into a reality (diagram is a two-dimensional slice). The sphere ratcheting down into a smaller 8 pack spheres show how a larger cycle of time affects these smaller sphere cycles. In this basic diagram a patch head (shown in red) is being influenced by two different sized time cycles. These are shown flowing in opposite directions, as they are dual energy flows themselves. Filtering the experience of which flow was relevant to an observer would be a simple matter of which direction they themselves are flowing. If the energy “half” of the time cycle is flowing up into higher harmonics then these people would be following this experiential evolution. If on the other hand the conscious desire was to ground into the lower harmonics, then that would be the filter system and one’s direction. The cycling aspect of larger cycle rotating through the smaller sphere would appear to a person in the physical as being slower or a larger time period. This is because their higher vibrational rates in the smaller cycles, which are finer and thus a quicker frequency. In our reality this makes the larger cycles appear to take more time to transpire.



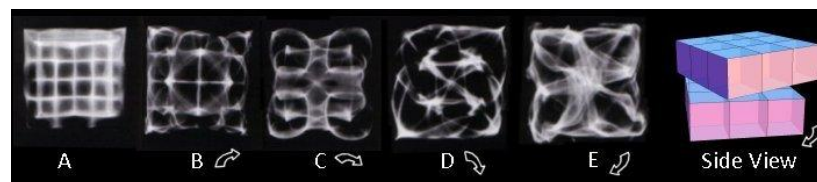
The winds of time are a multi mosaic of different sized cycling spheres. Smaller cycles within larger ones, the composite creates our understanding of time. Remember these diagrams are very simplistic and are here only to show small parts of a complicated system. In reality there would be thousands and thousands of different sized ratcheting cubes and spheres. Together they create the geometric grids of time and perception of space.



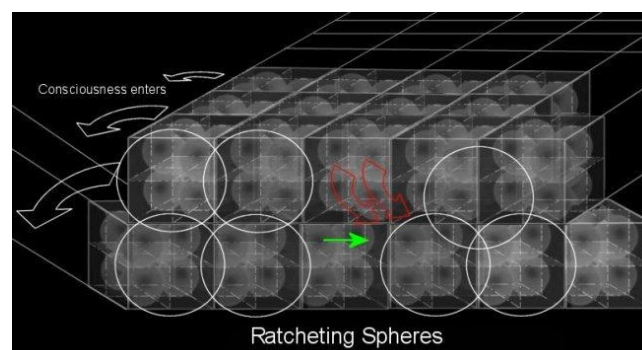
As pointed out, the basic structure of the sphere and the cube are intrinsically linked together. For the sphere to ratchet down there would be an energetic response from the cube grid or lattice. This ratchet does not change the basic lattice but the movement created by consciousness does pull at the cube structure creating a canted cube or vortex grid. This canted cube also has association with the octahedron. All is repeated and all is connected. See the 45-degree angles spiral inward in the above diagram (Jenny harmonic photo to the left). A completed cube ratchet creates the 8 pointed cross that are seen in many ancient symbols. This “pointed star” also supports another level of 45-degree’s creativeness.

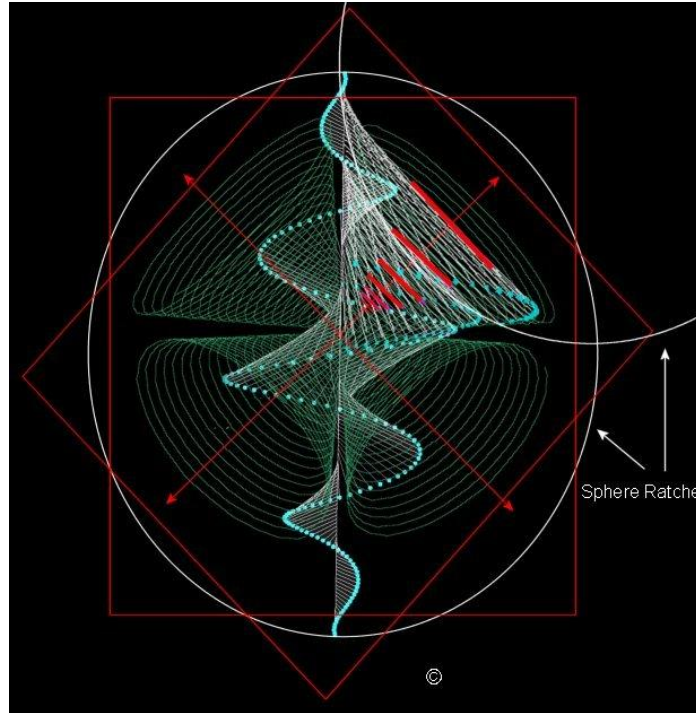


Nazca geometric site showing these shamans understood.

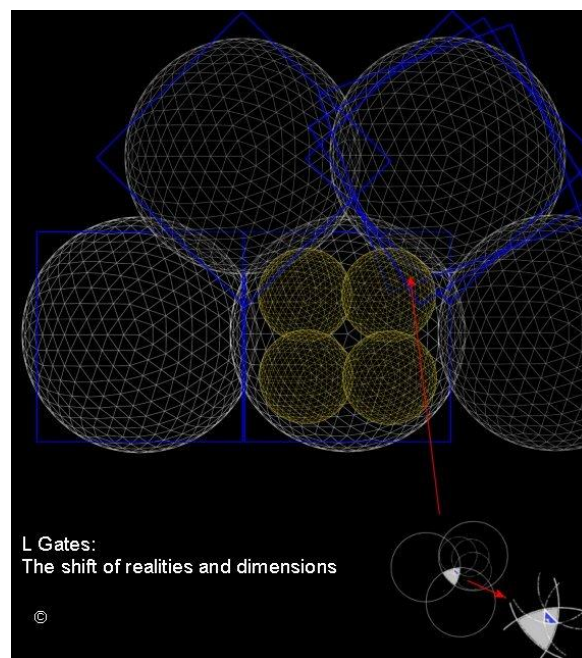


See: ratcheting of universal structure in “The Schematic of Time and Ancient Sites”





The sphere ratchet along with the cube ratchet influences the structure. This is another OBE traveled route into the structure and has been known for thousands of years. This avenue of travel is called the “L Gate” and it allows travelling into the depths of different physical or semi physical realities.

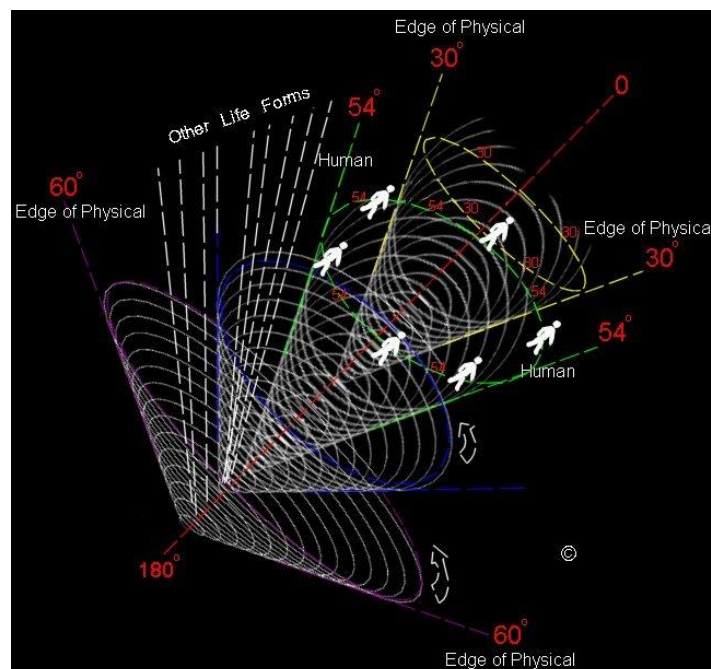


L Gates – the shift of realities and dimensions through the patch and cube ratchets. The ancient Swastika or L Gate is misunderstood today as many try to intellectually assign it to numerous properties but the bottom line is that its origins are shamanic. Dressing it up by adding fish, bird, or limbs are all schematic symbolic representations of this ability to transverse space and time.

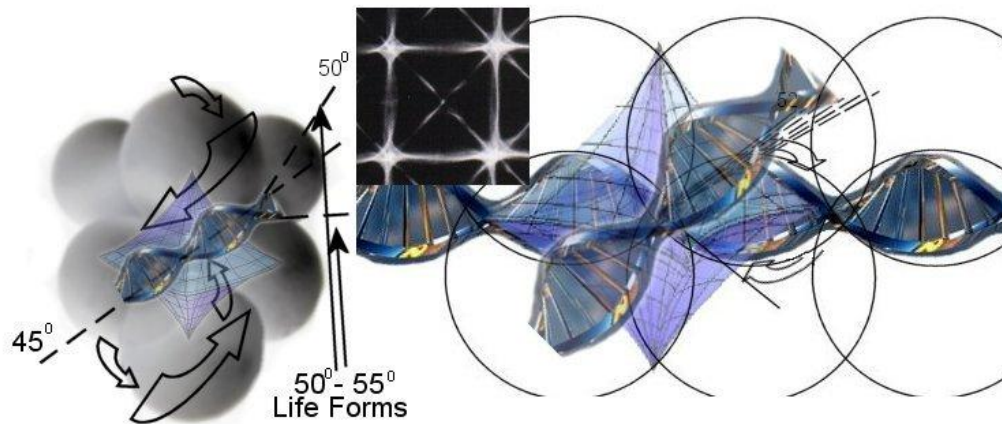
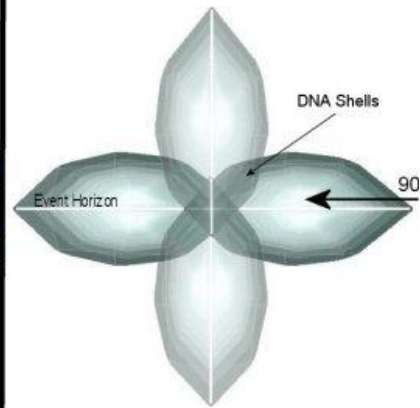
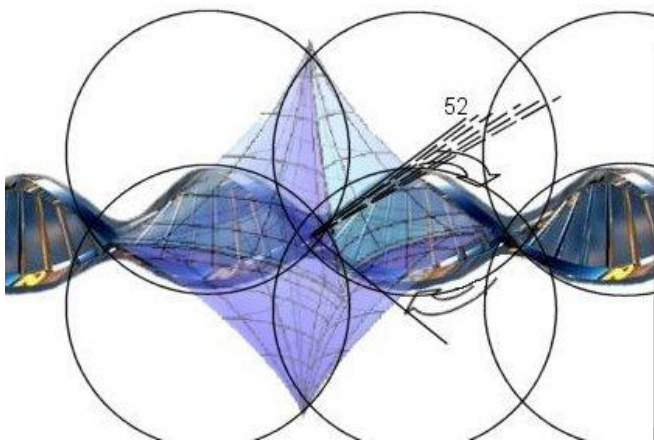
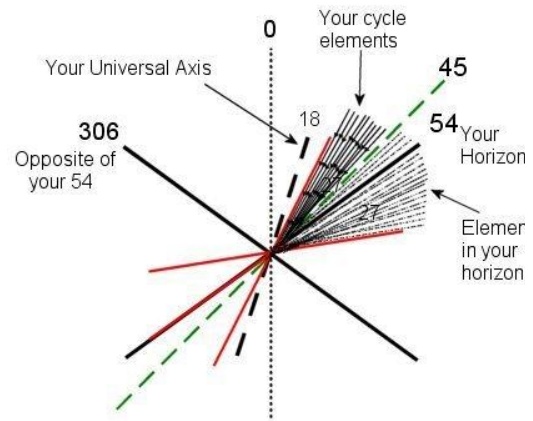
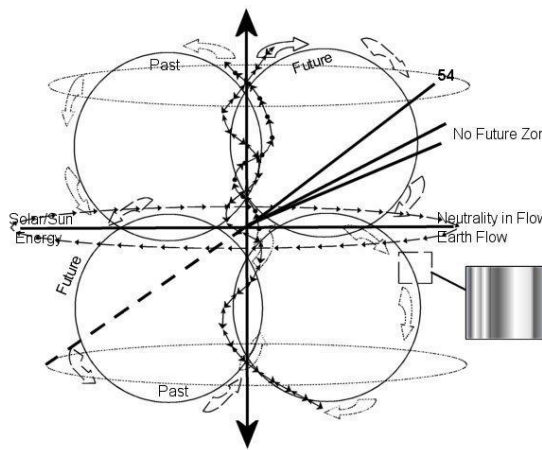
The ancients did an incredible job recording this complicated understanding on rock and other media for the time. In fact if the ancient ones had a computer you be seeing the same diagrams that are in this book and not rock carvings



Top left: Cycladic civilization Middle: Cucuteni-Trypillian Right: Craig Mound, Spiro, Oklahoma. This symbols represents movement and change. NGC-1097 to the right, showing the ratchet.

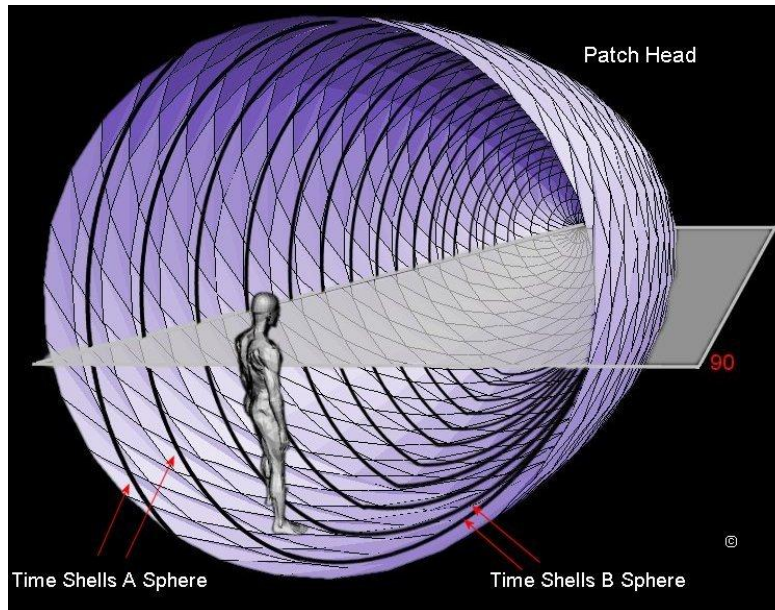


Below are some diagrams to contemplate:



Chapter 24

The Perception of Space



A topic so complex it has to be experienced on all levels to begin to even grasp the tiniest bit of understanding.

My first introduction into the question of space was a few years ago during a journey into the etheric realities. The notes below might not appear exceptional but this experience was mind blowing. Most of these experiences into these levels are impossible to translate.....I guess you just had to be there!

In this journey I asked the question; what is space? Immediately after asking this question I found myself at the edge of an endless meadow that was banked by forest on each side. As I stood there I started to focus into the scene and then realized that I could see the life cycles of the different plants. The grasses, shrubs, and weeds all displayed their lives from start to end and in the time it takes to create this form in the physical. It was obvious I was in a higher vibrational state than possible in real life for I saw all of this at once and in complete ways that defy explanation. From here I was told

that space and life are perceptions of cycles. The cycle of one life and the time it take to complete it, was one perceptive.

The comparison could be shown by walking across this meadow; it would (in my mind) take “this long”. Obviously if I drove a vehicle across it would be shorter. Space is as simple as that, a perception of time that it takes to cross a given point of observation to another point where this observation is complete. In other words it is all relative to the life span and scope of the life form that is in motion or observation.

Space now becomes a form within itself as it now occupies consciousness. Encased in consciousness, space gives way to form and the creation of this form. Space is now form and consciousness is the parameters of this dimension of reality. Reality is now dimension of consciousness and the form becomes the space of a given form. There is no limit to the amount of conscious effort, and it will have a direct proportion to the size of form.



Rollright Stone Circle near Chipping Norton, England- Photo by Ben Jones.

Chapter 25

Personal Experiments and Experiences with Stone Circles

The Beginning

My first introduction to the ancient sites was with a Mayan shaman from the Yucatan peninsula of Mexico. His name is Hunbatz Men and is a carrier of ancient knowledge that was handed down to him through his family for generations. He like his father and his father before him, going back for generations, were separated from the rest of the children in the family to learn the “old ways”. Hunbatz Men is one of twelve children and was not allowed to go to Catholic school so his teachings would remain true, and in honor of his position in life, and his ancestry. He is known in his culture as a “Day Keeper”, the one who holds and carries the past knowledge. I had been actively involved in archaeology for years prior to this meeting, even having my own Federal Government grant and project, so my interest in ancient sites came naturally, at least that is what I assumed. Hunbatz Men opened my eyes to a world that science was not interested in. Believe it or not some refuse to believe an ancient source of knowledge preferring their own theories about the Maya. I cannot imagine anything so ridiculous and arrogant. The time I spent with Hunbatz Men was one of the most valuable experiences of my life.

Prior to the ancient site introduction I had become very proficient with energy work, channeling, and the energetic healing arts. With years of this work and extensive training in energy awareness and practice I was very aware of any subtle energy in my proximity. The Mayan site experience was incredible. On entering the sites, you can feel the resonate energy that still exists, after all these years. The more sensitive you are to energy, the more dynamic the experience will be. The energy was so noticeable that I had the good fortune of witnessing the experience in others that were there as tourists. On the top of the Chichen Itza pyramid is a stone building with two square pillars extending from the floor to the roof. I was guided to place one hand on each pillar and focus on the horizon through the open door. The energy that travelled down through my body was so powerful that I had trouble standing and found myself kneeling to continue. Five minutes after this experience I noticed what appeared to be one of the locals, showing his daughter how to experience this effect. He took care to place her in front of the door and get her to focus on the horizon. This was complete validation for my own experience. In this first trip to the Mayan sites I had many incredible energetic experiences from Coba to Edzna and I was extremely grateful for them

all. Below is a picture of the actual energy that flows between the Chichen Itza pyramid columns.



Thunderstorm on July 24, 2009, at 2 PM local, Mayan Kukulcan pyramid at Chichen Itza, Yucatan, Mexico.
Apple iPhone image © 2009 by Hector Saliezar.



Chichen Itza energy column, on the right is a photo I took of it inside the building.

Not realizing it at the time, this Mayan experience turned out to be just the introduction to what was available at these ancient sites. It was two years later that I found myself visiting an ancient site in a local provincial park, on the southeast side of Manitoba, Canada. The area is known as the Whiteshell Provincial Park and there are at least 30 known ancient native spiritual sites located within its boundaries. The first site I visited at the time was Bannock Point. I had been there five years prior to this particular visit but I was apparently not ready for the introduction. On entering the site, this time I noticed I was experiencing certain energetic responses in my body. I will not get into these body energetic centers in this book for it is too extensive a teaching. Ancient sages and now science is just starting to recognize these centers, which are called chakras. The fact that there was enough energy to activate them, and that certain ones were activated in different parts of the site, drew my interest.

One of the first things I did at the time was to ask for help in this research of the ancient sites. Below is a direct message I received from the other side on how to go about it:

- *You must be using the methods, training, and knowledge of the ones that built the sites. If you do not have all of these tools at your disposal, then you do not have the*

right to make a comment, much less give an explanation for these sites and their use. There is no relevance to your modern cultural training.


- *The people that created these sites were just as intelligent and aware as you are.*
- *They have the same spiritual background and pedigree as you.*
- *Boxing the sites into your beliefs will not change their purpose of existence.*
- *It is not a voting matter for academics, nor relevant to how many people you can muster to support your beliefs for the sites. To be respectful to the creators of the sites you either know or you should remain silent about the subject.*
- *Do not assume the people from the past would tolerate or work so hard over so many years, for something that gave little or no results.*

As I continued to return to the Bannock Point, complimented with further training in shamanic journeying (completed with one of Michael Harner's instructors) I began connecting to the past in ways that I never dreamed of. The experience deepened with each visit, to a point that I found myself unable to communicate the teachings to others that had similar interests in these sites. You may have experienced this yourself by being so involved in the subject that you become isolated in your own knowledge, because of the complexity of material. Not that one is unwilling to share, it is a matter of not knowing where to start especially with a limited amount of time.

It didn't take me long to start researching into other Whiteshell area sites and their locations. Having an archaeological grant many years before provided me with the documentation and reports of these different sites and their locations. With these documented reports, I was able to locate the different sites and upon visiting them, expand my understanding. Each site provided new information and other people's interest in this work allowed me to do limited workshops with the sites, in the same time period. At this point in my life I had training in the Monroe Institute Hemi-Sync techniques for OBEs as well as shamanic training and Remote Viewing experience. My workshops for the public were introductions into two different methods of obtaining an Out Of Body Experience. I wanted to give people a choice so I provided methods that might suit them on a personal level. People will gravitate to one method over the other. Teaching a broader spectrum allowed people to choose from the subtle workings of Hemi-Sync method, to the more dynamic shamanic version of journeying out of body. There are basically two directions of spirituality and each person will gravitate to their own rhythm and direction.

The Whiteshell Sites

In the beginning of my journey with these ancient sites the introduction and information became known as the Bannock Point Understanding. During my first walk around the Bannock Point site, I received a strange symbol that I had not seen before and on the second visit, I made a connection with a past shaman that worked at the site. That was 18 years ago now and these simple visits to an ancient shamanic site started an adventure that continues to this day.



The strange symbol I received, on the left; it is the Ouroboros symbol.

With this initial connection, it did not take long before my curiosity of these ancient sites had reached the obsession level. In this chapter I will present some of my experiences from these ancient North American sites. These experiences have a wide range of expression from somewhat interesting to levels of unbelievable. What this demonstrates is that each site will and does have its unique ability to energetically co-create with a visitor, on their level. The resulting creation will be a unique combination of energies and experiences. In other words I would not expect these experiences below to be replicated for someone else as they would have their own individual co-creation with the site.

At that time the first logical place to start was with the so called explanations of why they were built. Different archeological documentaries on TV claimed that these ancient stone circles were for predicting crop planting seasons. Basically; today all non-occupational or burial sites fall under the three S'; Sun worship, Seeding, and Sacrifice. If you can't label a site under the three S' then it is not accepted in current mainstream understandings.

So my first questions were;

- Why develop the need for astronomical progression as far as the seasons are concerned, especially for non-agrarian cultures?
- Why are certain planets or stars chosen as more important than others?
- Why was there a need for water moats around some of the earthworks?
- Why are the stones arranged in certain repeated patterns all around the world?
- Why is it that when the stones have been removed there is still a detectable energy in their place?

The questions continued to add up but because of my familiarity of the Whiteshell Petroforms sites none of these stereotypical explanations made any sense. These were ancient stone circles and geometric formations that exceeded 5000 years and they did not fall in line with the accepted dogma. One such theory is that these sites were used to determine the seasons so that crops could be planted on time to be successful. Anyone that would state this is more than likely to have been born and raised in the city. Even modern farmers have an understanding of the right time to plant, without looking at a calendar. Most use the calendar as a guide but it is not reliable because seasons don't always follow calendars. Seasons vary from year to year, some as much as a few weeks apart from other years.

Many years ago when I was an avid trout angler, I found this out through need. It all started around the need to be at the trout lakes right after the ice broke up in the spring for the best fishing. There were many wasted trips to our favorite spots only to find us standing on the shore of a frozen lake; adding insult to this was hearing that the lake ice broke up the following week. The only answer was to mark the progression of spring. This was done on a calendar for convenience of keeping a time table of events. Every spring for a few years I would mark on the calendar spring changes and "landmarks". This could be anything from small creeks and rivers being free of ice to insect hatches and plant germination or buds opening. I don't live in the wilderness like the ancient ones but it didn't take long before I knew what was going to take place next as spring unfolded into summer.



One of the Bannock Point Petroforms

This type of knowledge could only be achieved through need and experience. Ancient agrarian and non-agrarian cultures understood this and did not need to develop calendars and astronomical alignments to know when to plant their crops. If one pays attention to their environment they will notice that spring and nature follows its own pattern or rhythm.

In these early days of researching the Manitoba Petroforms, I started using dowsing as another tool in determining what were the purposes of these structures. As previously discussed in the Dowsing Chapter, the Tie Creek alignments came from dowsing the site. Prior to this I was confident I knew all the alignments there, including boulders just outside the formal structure. However, it was on one of my return visits that I brought my newly acquired dowsing rods and to my amazement was shown many alignments. From then on I was convinced of their benefits.

After locating any one of the energy lines with the dowsing rods and following them along their path I got to see how one rock was connect one to another and then another. It did not take long to realize they were in rows, which were not discernible without the rod's guidance, due to distance between them. It is at that time I realized one of the most important things a researcher needs when investigating ancient sites are dowsing rods. That is as long as one can stay neutral to what is being shown. (Refer to Dowsing Chapter on this)

From that point on every site had to be dowsed, including all the isolated Turtle petroforms throughout the Whiteshell that I found. This is where the observation of an energetic connection to large boulders (as mentioned previously) within the vicinity of a petroform became apparent.



A Turtle Petroform for the Manitoban Whiteshell

During those earlier days I had an acreage just outside of a small hamlet east of Winnipeg, Manitoba. One day while mowing my backyard I had an idea that ended up proving something far larger of an understanding than the petroforms themselves. I started by placing some stones in a circle in the middle of the back yard. I dowsed the perimeter of this circle with no results. From there I placed enough stones on one side to form two front legs. I then dowsed the structure and found that there was an energetic line extending from each leg, which continued on into the forest past my lawn. Well, if two legs produced energy lines what would happen with two more to complete the four legs of a turtle? Using more stones I created these last two legs to find that they too had energy lines extending outward from their ends. After that, it only took three more stones to create the head.

The big questions where; what is going on here? Why did the stones develop energy lines by the merely placing stones connected to a circle, and where are they leading? I got out my compass and found out that one of the legs pointed towards 53 degrees. Ok I understood that, but it did not answer everything. At that point I brought out my GPS unit and marked the waypoint of this circle. From there, I did a “go to search” on the unit for the Tie Creek Petroform site as I knew it should be somewhere in that direction. It was 53 degrees for a bearing and the leg was pointing 50.72 miles way to Tie Creek (as the crow flies).


I did not think for a second there was a direct connection but what it did point out to me was that the back yard petroform was connected to a grid, and one that fell into the same grid shared by Tie Creek. Ok, so this proved the grid idea but if there are different grids how or why would a modern creation connect to the same grid as an ancient site like Tie Creek? Was this connection generated by my desire to understand the ancients by using one of their symbols? It was all starting to fall into place and directly showed something that was not in the stones themselves but something more ethereal.




Backyard labyrinth workshop

What it was showing was my conscious desire had resonated with the ancients and their methods of connecting to source energies. As previously mentioned there are numerous grid systems in place to support the physical and the spiritual levels of life (consciousness). My desire to understand along with the specific intent to use their ancient symbols allowed a connection, along with the conscious intent to connect to a specific time frame.

As time when on I added almost a hundred smaller stones by imbedding them into the lawn to form an 8 ringed labyrinth. The turtle was dismantled at that time and the labyrinth ended up with a large flat boulder in the center as focal point. After walking the labyrinth one ended up in the center by standing on this 30" stone to do a final mediation and grounding with the stone. The research at this stone center involved facing different angles of desire and observing their effects, be it energetic or physical. I was always aware of the different energies when facing the different angles but really did not understand the speed at which one could create when dealing with certain energies and their angle associated with these stone structures. What took place one night after working with the labyrinth was nothing short of shocking.



An ancient 8 ringed labyrinth from Val Camonica, Italy



My backyard labyrinth with orbs as winter comes to an end.


The Alien

I do not remember what motivated me but one evening after finishing the labyrinth walk and standing on the central stone I asked for some help involving humanities welfare (a generalization of what was asked). I put it forth to the universe in an open almost generic way so as not to limit the effect or the help I could get. I did this by facing towards the left 90 degree or “no time angle” (270 degrees) and looking upward into the night sky (60 degrees towards the visible stars). (The last page shows my backyard labyrinth of that December, photo taken facing towards a lateral 53 degrees, as seen by the orb in the middle.)

It was only three days later with a couple of weeks left before Christmas that I had a night time visitation as a result. We were already in bed for a half an hour. My partner at the time was already sleeping (to my right) but I was still awake lying on my back with my eyes closed. For some reason I felt a need to look over to the left, my side of the bed. As I opened up my eyes, standing three feet from me was this amazing being. It was about five and half feet tall, grey in color, very slender, with large glossy jet black eyes that appeared to have no bottom to them. I have seen many different entities over the years, most in the non physical states, but this one was physical and standing next to me. As it stood there, from its knees down it's form was not fully in this reality yet, as if the manifestation was still in the process of becoming physical. From this area down the form was only a grayish white mist that petered out towards the floor. I was so surprised and excited to see it I immediately turned over to my right to wake up my partner so she could witness this too. I gave her a nudge and turned back to find it had disappeared.



I was so disappointed that it was gone for I wanted to communicate with it. I continued lying there on my back for minutes glancing off and on over to my left to see if it had come back. It was gone and I had missed a chance for a deeper experience. I stayed still watching and hoping it would return but nothing, until I noticed something was happening to the ceiling above the end of the bed. In the center of the bedroom ceiling a muted blue disc shaped hole opened up. It grew in intensity to about a three foot diameter oval with beautiful “mirrors” spiraling around the outer edge. They were long and rectangular in shape with thin edges and were rotating in a clockwise direction around the outer edge of the oval. Twisting slightly back and forth along their axis they followed one another around the oval showing the luminescence of a mirror and a somewhat sparkling energetic effect on their edges.



An illustration of the blue portal used by the entity.

After a minute or so, it shrank in size and disappeared, revealing that the light fixture that should have been there was absent during this anomaly. I lay there for another ten minutes to see if anything else was going to happen and then when to sleep.

Several thoughts and events followed the experience, but it became obvious that my meditation and desires in the labyrinth was the catalyst for this visit. Part of my research into this event was channeling I did that said the entity at that time had assessed the situation and had determined I was not ready for it's involvement and decided to leave.

Many years prior to this experience I was taught how one could project ones consciousness into another person's mind. Once a person is shown how relatively easy it is, they are quite capable of entering anyone's mind at any time. During my initial teaching of this process, and with guidance from the “other side”, it only took a couple of different sessions to achieve this mental integration. I had a willing partner at that time

to practice with and it was remarkable how effective and simple it was. Not only can you sense their feelings and emotions when you have entered their mind you can also see through their eyes at what they are looking at. This process has no limits such as distance or time and can be used to find out where people are by “seeing” their surroundings. Because you are in their mind their body is also part of your awareness. One of the first things that stands out is how one’s own familiar body shape is so different than another persons. This difference in movement and shape can be a bit of a surprise and also a revalidation when comparing between an male body and female body. The other physical body’s form shows a person things that would never cross one’s mind or be part of one awareness, which validates the whole experience.

I will not describe how to do this here for obvious reasons around teaching something so powerful. Nor have I ever tried it with an animal’s mind mainly because I never had a reason or purpose to do so. Being well versed in this ability and having practiced this skill many times, it makes perfect sense how shamans from the past described how they could project themselves into an eagle or any animal (shape shifting). It is not a matter of believing one turns into this animal, it is a matter of experiencing it firsthand from melding with their consciousness. It was one of the proofs for me that showed consciousness is not housed in the physical brain but is only interpreted by the brain.




Energy coming from the labyrinth – photographed that winter.

With many experiences and experiments under my belt, I thought why not try this with my night time visitor. All I can say is we humans are more primitive to this level of intellect; it is nothing short of shocking. This should not be too big of a surprise

considering the level of technology I witnessed but I was not prepared for what happened when I tried it. I prepared for the session in a typical way by starting with a meditative state. Once I was ready, I used the image of that night with its jet black eyes and projected towards it. I had no problem consciously melding with it but in the instant I did it knew immediately what was going on and reversed the impetus back to me, taking control of my mind. I was blown away by the level of power and ability this one had over me. I immediately found myself as a secondary backseat observer in my own mind, with no control or ability over my own thoughts, desires, or how to escape the experience. I was utterly in suspension in my own mind and fear was setting in real fast.

It was so humbling of an experience being put into ones place that I will never try it again with that one. It has been 13 years since that experience and it still reminds me how little conscious awareness and intellectual ability we humans possess.



Backyard energy over the labyrinth showing two energy flows

The Wave and Hart Petroform Sites

One of the most noticeable occurrences that people experience with these scared sites regardless of what country they are located in are their “invisibility maneuver”. There are a couple of sites that I have personally experienced with what is called, “the guardian shield”. The first time I came across this was at a site in the Manitoba Whiteshell I call, “the Wave Petroform site” (Tie Creek #7). It is only a few hundred yards away from the main Tie Creek site, but it is almost impossible to find (even when you know where it is).

I found it initially by accident on my first trip into the area. I came across it by taking the wrong route into this area when looking for Tie Creek. This back route is difficult terrain and gives you only a narrow trail in so it was completely by accident that we came across this isolated petroform. Upon its discovery, I locked its position into my GPS. Later, realizing how close it was to Tie Creek it seemed to be an obvious place to revisit sometime in the future. On this first trip into the area we also found two other sites a few hundred yards south, Tie Creek sites #1 & 6 (which are a winding half mile route from the main Tie Creek site to the east).

These sites (1 & 6) were ones that we revisited a few times when visiting Tie Creek, but trying to find the Wave site again was frustrating. Every time we were there we would make a few attempts before giving up, as we would always end up traveling in circles and revisiting the same spot that we were just at. After the third visit and serious attempt into the area to find the wave site I finally resorted to using the GPS, as embarrassing as that was to me (I fancy myself as being a very experienced woodsman).

This invisibility issue was again confirmed to me one evening at home when a local archeologist, very familiar with the sites, phoned me asking for its waypoint position. He too had become frustrated in trying to locate the Wave site, even after being there before. This is a documented site, and only a few hundred yards to the main Tie Creek site, but well protected by its nonphysical guardian.




The Tie Creek guardian goes by the name of Urethan, probably a different one from the Wave Site.

This site diverting trick has been well documented in other sites, including Britain. Sites such as Long Meg and Her Daughters Stone Circle are famous for frustrating people trying to find it, and this site has a road going through it.



Long Meg and Her Daughters Stone Circle

The Wave Petroform site is actually called Tie Creek Area Site #7. The purpose and placement of this snake or wave shape form seems to be a marker and a symbol for the energy flow. Site #7 points to and shares an alignment with one of the energy grid lines that run through the larger Tie Creek site. It also shares grid lines with the other two sites in the immediate area (#1 and #6) and with the more removed Bannock Point site 2 ½ miles south. There are other sites in the Whiteshell that also have snake shaped petroforms and they too point in the direction of the energy grid lines or flows.



The Wave Site – Tie Creek area site #7



The Hart Site – Tie Creek area site #1


Tie Creek Site #6 and the Attunement

Only a few hundred feet west of the Hart Petroform is another site that was destroyed in ancient times. This satellite site has been designated as Tie Creek Site #6. Again it was during my first attempt to find Tie Creek that we stumbled on the Wave and Hart site which is only a few hundred feet from the #6. After checking out the Hart site and recognizing it from archeological photos and a diagram I could see there were more stones to the west of it. As I walked over towards them and having just crossed this formation's perimeter I was stopped immediately in my tracks by a wave of energy. What was unusual about this energy was it reminded me of an attunement, similar to the physical effects one can experience with a Reiki attunement. Upon entering the site I experienced a very pronounced and obvious "prickly energy" around the top of my head. As I stood there, it formed into a circular torus band at the top of my head and began to slowly migrate down the length of my body towards my feet. (On the next page is a replication of this energy doughnut that connected to me.)

That night sitting at home with a beer to relax my sore and weary muscles from the day's hike I slipped into a meditative state and was down-loaded with information on what was going on at this #6 site, many thousands of years ago. Apparently, I had a prior life there and was the one that created #6. I was told that at the time there I was in a disagreement with the shamans that were building Tie Creek. This challenge in beliefs or procedures was the reason site #6 was destroyed after I had died.



Although I had experienced energy downloads prior to this at some of the Mayan sites in the Yucatan this was a first for me in its shape, level of interaction, and information that followed.



Tie Creek Area Site #6

Kay-Nah-Chi-Wah-Nung or Manitou Mounds



The burial mound in the photo above is Kay-Nah-Chi-Wah-Nung or The Manitou Mounds; an ancient burial site in the Rainy River, Ontario area. Archeologists think this one mound shown above contains 1200 bundle burials. The energy and “silence” of the site (does not pertain to physical noise) is quite noticeable and typical of most sacred sites. As with all the sites, I record their location on a GPS, to later check for alignments.

Arriving at the site we parked in the public parking lot just adjacent to the visitor's interpretive center. As soon as I got out of the vehicle, I checked to see how much battery I had left in the GPS, it was over half. At this site you are escorted from the interpretive center to the actual burial mounds site, which is about a half a mile away. This probably took a half an hour with the GPS unit being turned off. Once we arrived at the base of the above mound I turned on the GPS unit. The energy of the site killed my batteries instantly as the unit did not even have enough battery power to turn itself on. Once we got back to the parking lot again I tried to turn it on only to find it worked fine and had lots of battery left. It is at that point I marked the site's location, even if it was just the parking lot. This is not uncommon among researchers who have experienced equipment failures along with camera batteries going dead at certain sites.

http://www.manitoumounds.com/mmf_themes.html



St Vectors Pictograph Site, Saskatchewan


I don't put much faith in psychic information simply because of the level of vibration that it is extracted from. Psychic information is usually associated with the physical or "near physical realms" (referred to by some as the Astral Level). Due to the energy coming from areas so close to the physical, the information itself is usually influence or changed by contact with the our conscious level. There are times that it can be valuable, but personally I would still place most of the information into the entertainment field because of its susceptibility. Any information that has forecasting properties will have the same reliability as flipping a coin.

The further you are personally removed from any information (on psychic levels) the more accurate it will be. The distant past is a perfect example, for it gives us a window into the energies of other realities. It should also be understood that there is a limit to how distant in time you can go with any accuracy using this source. The reason for this can be shown in the structure of time itself (refer to "The Schematic of Time and Ancient Sites"). Below is an experiment I did with the intent of entertaining possibilities in time. This took place in 2002 on a trip to the West Coast of Canada. Two ancient native sites and one grave marker were visited. My method is to allow myself to be drawn to a stone on the ground, pick it up with the left hand, and then download the latent energies in the stone (in a meditative state). I also try to find interesting stones, ones that look like tool making material or that have been altered.

Here are some physic impressions I received from 7 stones at two ancient spiritual sites. These were visited in 2002 and are: St. Victor Petroglyphs in Saskatchewan and the Majorville Medicine Wheel in Alberta, Canada.

August 3/2002

Stone - 1- St. Victor Petroglyphs - This stone told a story about an elderly native woman that related to the site so much that she chose this place to be her last memory here on earth. She was known as a shaman, in the healing arts, others did the sacred teachings. She tried marriage but it was impossible to stay together without "killing each other". Age was becoming a big problem with her, this centered on the lack of teeth and the cold winters. It was late fall and a time to make a decision on whether to go on or not. The summer foods were possible to consume but the winter dried and frozen foods had become a difficult chore, she felt that one more winter was not necessary. The cliff area was well known for its healing and vision abilities and was her personal healing spot. She felt this spot was the closest to her spiritual source, she was quite comfortable with the idea of death and saw no judgment in the act of ending her life this way. After a day's reflection on life, she walked over to the eastern cliff area and "fell" off the edge. Her family found her later that day. This spot was her favourite place and still has a part of her residing there today. This is not in torment, but in connection and service to others. (If you desire her help spend as much time there as you can for the connection will be more effective.)



St. Victor Petroglyphs cliff areas –on the right is the eastern cliff.

Stone - 2 - St. Victor Petroglyphs - Chalcedony stone drill bit - A spiritually frustrated novice (either by his own naive choice or by lack of instruction). This one is not a good

candidate for spiritual work. The spiritual problem goes back into many former lifetimes, reasons unknown. (This is a good example of the singular level in which psychic energy operates in) Part of his present life problem was his disinterest in the ancient teachings. He does remember the connection to animal spirits but is a little “fuzzy” on the subject. - The stone drill was used to carve an animal totem. This was done in sandstone or bone - not clear on this - was not wood. He was not having a good time here, so he decided that a totem animal could help connect him in his vision quest. He did not belong there for it was not his forte. He could not go back to the camp for a few days and this irritated him more. His age was 12 and 16, he knew that it was important to make a spiritual connection. Achieving the connection was important in becoming a hunter or brave, for this would be recognized and accepted by the others in the tribe. He knew faking it would not work.

Stone – 3 - St. Victor Petroglyphs - A troublemaker aspect and a very unsatisfied individual. Caucasian male no more than 70 years ago. He was frustrated about life and wanted to be known or remembered historically (knew unconsciously his graffiti would be preserved here). He also knew that it was not proper to write on the stone cliffs but did so anyway. He wanted to get ahead in life. In his mind this was his land or property and wanted to demonstrate it to the natives present or past. The stone I picked up was used to carve a date or deface the site.

Stone – 4 - St. Victor Petroglyphs – The last stone was a surprise. I could feel something very powerful happening when I picked it up. I was on top on the site in the middle of the meadow area (see picture on next page). This must have been the ceremony area for shamanic work. There is definitely a vortex or energy circle that is about eight feet in diameter. After many visits to ancient sites and over the years of integrating this energy you get a feel for the areas that are the strongest. I had not told my partner of my earlier connections so it was an opportunity test the validity my new information. Handing her the stone I had just picked was my way of saying you can go first. This is something I would not normally do for it risks contaminating the object with the other person’s energy. After a brief mediation with the stone she looked up at me and said *“I had a vision of an old native woman's face”* (I had not yet told her of my earlier connections).

Receiving the stone back from her, I took my turn in the vortex field. To my disappointment I could not connect to any of the site’s past, but instead the energy took me far past the physical level. In hindsight I should have known this, I was informed that the information on my grid work was good. I began having visions of vesica piscis shaped energy that crossed at top and bottom, then radiated out to different grid shapes. I was told there is a consciousness at every energy level of creation. It is compete unto its own. The larger the circle, the bigger the event horizon. To find power spots shamans would see them in their journeys or they would be told where to look. When they were back from their journey they would be aware of the signature energy and know when they had found the spot. Some were also found by accident, by just being very sensitive to the energy differences in the environment.



Vortex Area at St. Victor

Majorville Medicine Wheel, Alberta



Stone – 1- Majorville Medicine Wheel - A young man (in his early twenties) that was apprenticing with an older experienced shaman. His name was something like

“Swatgaka”. They were building the outer rim and spokes. This young man was enjoying life, full of hope and excitement of events to come. The time period he was living in was good with lots of the necessities of life being available. He had a poetic mind and expresses life through personal poetry. He was inspired by the great view from the site which gave him an incredible feeling of joy for life, no anxiety or worries about anything. There were fleeting thoughts about the ceremony to come and the opportunity to meet new females from other areas. He was picking up stones and rocks to finish the medicine wheel when this stone (fist size) caught his eye. It was made of quartzite and possible tool making material. He struck it hard twice and on the third time it fractured. This is the stone I picked up. He was also an early descendent to the modern Chief Crowfoot, he called the site - something like “Amersa”.

Below is his “personal poem”, in English with words that came as translations from his thoughts. His terminology and language probably had much more artistic merit than what is presented here.

Days of lost days of old

Days of grace and life

Days of strength and fortune

Days of growth and plenty

Days of worship and source

Days of life here with many

Days of thanks to creator

The underlying message for building the medicine wheel site was explained to the younger apprentice. At the surface level of awareness the site had a primary purpose (as far as the general populace was concerned), and that was to bring people together. The tribe and its connections to others of their kind created harmony in the region. As far as shamans understood, the purpose was to create in collective values what I would call “collective consciousness”, which would guarantee their future. The Majorville location was picked because of the recognized energy there. This place was also energetically connected to other power spots all over North America. Celestial alignments at the sites were strictly for timing, to guarantee mass group origination over large distances. In other words celestial periods were a method of timing or determining a date for those spread across the land. This site also has an association with the Sundial Site to the south-west.


Stone – 2 - Majorville Medicine Wheel - A little native child (3-4 years old) many years ago threw it into the center area. He had no idea what it was all about.

Stone – 3 - Majorville Medicine Wheel - An archaeologist had examined this piece for any flaking, in case it was an artefact. This is a piece of debris from archaeological dig.

After leaving the area and getting back onto the highway for a short distance I noticed a cairn to my left. I felt compelled to stop, I turned around and pulled into the parking lot. It was a full moon period and as we pulled up to the cairn the moon was rising to the left of it. This modern marker was a tribute to the great Chief Crowfoot and this is the message that came out of the energy exchange with him.

Crowfoot gravesite visit - Just north of the Majorville Medicine Wheel - He is sad about a perceived “sell out” and wished he had not gone along with the signing. (He was instrumental in talking other chiefs into signing the treaties) - On a spiritual level he would be willing to work with those that could rekindle the old spirit of ancestral honor. This would bring completion for his restless. Below is a link to more history on Crowfoot

<http://www.thecanadianencyclopedia.com/index.cfm?PgNm=TCE&Params=A1ARTA0002045>



Chief Crowfoot's Cairn

If you doubt the poetic nature of these people here is an insight into their awareness.

“What is life? It is the flash of a firefly in the night. It is the breath of a buffalo in the wintertime. It is the little shadow which runs across the grass and loses itself in the sunset.” – Crowfoot

Conclusions from the two sites:

The following comments are the psychic energetic conclusions from the two sites:

Without any hesitation, the overriding message was an urgent and pleading signal from the past to communicate. I'm of European decent and feel uncomfortable to say this about ancient native sites, but this is what was communicated. There is a lonely abandonment feeling that permeates the atmosphere of the "past conscious level". There is also an incredible amount of information and healing energy at these sites that is available for all.

When we left the Majorville site, we stopped a few miles down the road at the gravesite of Crowfoot. Upon leaving the area a great emotion emerged within me. I could feel the sorrow, anguish and loss of a beautiful culture that cannot be retrieved. I was informed that there is guidance from this past that can be applied to the present. For those who need guidance, you will find the methods. Unfortunately, the only present usage (based on local resident's observation) at the Saskatchewan and Alberta sites are:

At St. Victor Petroglyphs, it's the odd curious tourists, and at Majorville, it's the odd "night lighter" (a person that hunts at night with a light). One positive thing about St. Victor's is that it does have some local guardians like Dave Munro of St. Victor, Saskatchewan. He is aware of the importance of the site and the energy vortex at the top of the hill. I'm not trying to promote ceremonies at these sites. In fact that is the best way to destroy the site and its energy connection to the past. What I'm saying is if you want to learn and understand there are some powerful energies that will help. All that is required on the most basic levels is to put as much time in at these sites as you can. In time your vibration will mesh with the sites, and the information-energy will come in very easily. These people from the past were very powerful and knowledgeable. They spent their lifetimes at these sites as shamans contacting "non-ordinary realities". Applying any "modern" ceremonies at the sites will just meddle the energy that that took thousands of years to accumulate. Spend as much time there and always in silence, after all how else can you hear!

You can also try picking up a stone and "read" the energy. (This is just for fun, after all who will believe us!)

St Victor Petroglyphs : <http://stvictor.sasktelwebsite.net/> and http://www.virtualsk.com/current_issue/st_victor_petroglyphs.html

A Final Note

I will leave you with the five important things one must keep in mind when doing any spiritual work at these ancient sites:

- 1 - Be clear on your intentions. Walk into the site, slowly and respectfully allowing yourself to shift into the energy of the site. It also allows the “guardian of the site” time to be aware of your intentions (see photo below).
- 2 - Spend as much time there as you can, in any one visit or many visits. It is all about resonating with the energy there, an attunement so to speak.
- 3 - Timing is everything as there might not be anything achieved there even after a few trips only to show up one more time (when one is ready) and have the energy come to you in the form of a major download.
- 4 - Try not to disturb anything, from the stones to the background energy, come and stay in silence.
- 5 - Lastly don't take your intellectual beer buddy with you; go by yourself if you have to.



Tie Creek Manitoba Feature # 1- looking northward

The only time it ever rained while we were at Tie Creek was because one of us was not welcome. This resulted in a downpour upon our arrival and it stopped as soon as we left the site.

Epilogue

In the face of academia's pursuit of advocating ancient stone circles are part of their understanding and I being the only nonconformist voice on this topic, my plight appears to be hopeless. The only backer I have was the proficiency of my communication with the original sources. Unfortunately, this method is not recognized or accepted in our modern culture, so it falls back onto the teachings I received as a lone source of a lost understanding, whether they become accepted or not.

To put it another way, at the risk of a certain cognitive dissonance amongst academic researchers; almost all the ancient geoglyphs were not created by ancient scientists trying to decipher the universe. In actuality they understood a level of universal creation that has been lost in time. These people of the past were recognized then as shamans or shamanic groups, mystics in every sense. Every culture around the world, including European cultures, supported and used shamans as their innovators, healers, and spiritual mediators. In the case of geoglyphs they were utilizing physical structure to connect to energetic aspects; the basis of physical design from the atom to the universe itself.

The biggest problem for modern researchers is that the creators of these ancient rock formations did not leave many clues. This was because they were never intended to be part of a public's understanding, then or now! This has always been the profile of the secret shamanic world and this extends back tens of thousands of years.

Adding to the problem, the majority of people want simple explanations, the "magazine article size" of explanation. These sites were developed through thousands of years of research by ancient shamans. They are not simple, and have a complexity that is unheard of in this modern time period. The explanation is given in the "Schematic of Time and Ancient Sites" (a condensed 125 pages in print, as told by the ancient ones themselves) but the majority of people want a quick and easy explanation.

This has been confirmed for me by simply watching the traffic hits on the different pages of my website. The reminder for me is that this information was only given for the serious investigator, typically modern shamans. The main reason I have put this information into a book format is from confirmed studies of website users and how much they actually retain the message. Generally people rarely read web pages word by word; instead, they scan the page, picking out individual words and sentences. There is little retention of the material for it has been found they simply refer back to the site when needed. Research has also found users will skip over any additional ideas if they

are not caught by the first few words in the paragraph. When you want to get a complex teaching over to people the web is not the best teacher, although it has a higher attention draw.

The truth is, if one is not a practicing shaman there is absolutely no way to thoroughly understand the complicated unperceived realities that shamans dwell in. Studying these rock formations on any academic level will never bring one closer to the truth, as one has to work within these unperceived realities to truly understand. This is not something that can be taught in a classroom as it must be experienced. The experience is an individual accomplishment and not something that can be translated from others, as it typically involves multilevel, multidimensional “downloads”. When shamans get together in an organized group to create the larger earth and stone formations they are sharing personal knowledge with others that understand the secret language of this shamanic world. For more information of this topic please refer to my website: [The Time Shaman](http://www.thelamplight.ca/schematicoftime/council.htm)

<http://www.thelamplight.ca/schematicoftime/council.htm>



Resources:

Max Planck — the Nobel Prize–winning physicist who pioneered quantum theory — once said the following about scientific progress:

A new scientific truth does not triumph by convincing its opponents and making them see the light, but rather because its opponents eventually die, and a new generation grows up with what is familiar with it.

<http://www.vox.com/science-and-health/2015/12/15/10219330/elite-scientists-hold-back-progress>

OBEs:

Astral Dynamics by Robert Bruce -

http://www.bibliotecapleyades.net/ciencia/astral_dynamics/astral_dynamics.htm

William Buhlman - One of the highest vibrational teachers out there! He offers an inexpensive 6 CD course for entering and navigating Out of Body Experiences. You don't have to spend a week in a cave or endure some excruciating painful ceremony. Anyone can learn his method with just ten minutes a day of practice.

<http://www.astralinfo.org/>

Remote Viewing:

Paul Smith - provides the best remote viewing training available.

<http://www.rviewer.com/>

International Remote Viewing Association - <http://www.irva.org/>

Shamanism:

Michael Harner – not just an anthropologist who studies shamanism; he is an authentic shaman. <http://www.shamanism.org/fssinfo/harnerbio.html>

Hank Wesselman, Ph.D. - anthropologist and shaman <http://www.sharedwisdom.com/>

Sandra Ingerman - <http://www.shamanicvisions.com/ingerman.html>

Free Shamanic music and information - Talking Drum

http://shamanicdrumming.com/free_downloads.html

Spiritual Understandings:

Seth material by Jane Roberts – all the material by Seth is a must read – start with the book: The Nature of Personal Reality. <http://www.sethcenter.com/pages/bookstore.htm>

Archaeology Books:

The First Americans - by Christopher Hardaker - Career Press Inc.
<http://www.amazon.ca/First-American-Christopher-Hardaker/dp/1564149420>

The First Americans - in Pursuit of Archaeology's greatest Mysteries - by J.M. Adovasio with Jake Page <http://www.amazon.ca/The-First-Americans-Archaeologys-Greatest/dp/037575704X>

Sound and Music as Tools:

The Munro Institute - Robert Monroe <https://www.monroeinstitute.org/>

Hemi Sync Sound <https://www.monroeinstitute.org/shop/sidebar> and <https://www.monroeinstitute.org/Music>

Ancient Postures Workbook:

Ecstatic Body Postures - by Belinda Gore <http://www.amazon.com/Ecstatic-Body-Postures-Alternate-Workbook/dp/1879181223>

Science:

Air force research laboratory air force materiel command - Edwards Air Force Base Ca 93524-7048 <http://www.fas.org/sqp/eprint/teleport.pdf>

Walter Russell - <http://archive.org/details/WalterRussellTheSecretOfLight>
<http://www.dowsers.com/walter-russell-books-descriptions-b/>

Dowsing:

My Website – Dowsing Page - <http://www.thelamplight.ca/schematicgod/dowsing.htm>

Dowsing - Joey Korn - <http://www.dowers.com/>

Websites:

Dons Maps - Palaeolithic sites - <http://www.donsmaps.com/changes.html>

Rock Art - by James Q Jacobs http://www.jqjacobs.net/rock_art/index.html

Graham Hancock - website - <http://www.grahamhancock.com/>

Ancient Mystery Stone - Vitrified Stone <http://www.ancient-mysteries-explained.com/vitrified-rocks.html>

True History:

Gavin Menzies - <http://www.gavinmenzies.net/>

True Reality:

The Nature of Personal Reality – Seth – by Jane Roberts – and all her books
<http://www.sethcenter.com/pages/bookstore.htm>

Cymatics:

http://www.cymascope.com/cyma_research/articles.html

