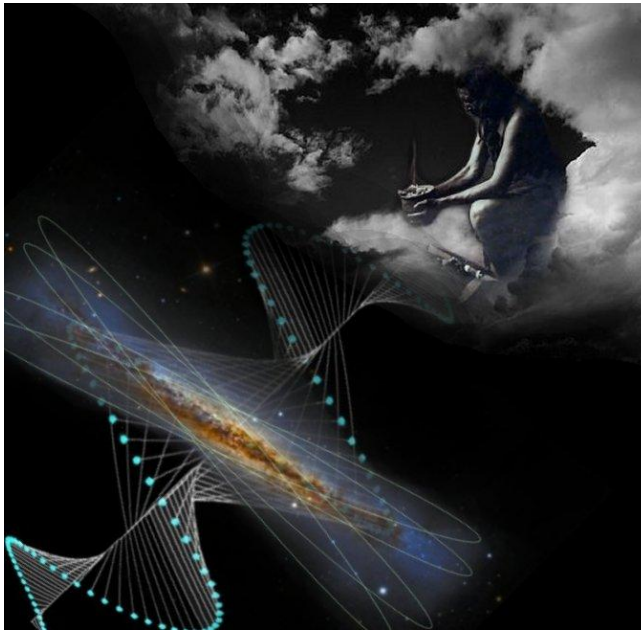


# *The Schematic of Time and Ancient Sacred Sites*

**An unedited abstract from the website “The Time Shaman”**



By William Dayholos

May 1, 2013 ©

Updated March 30 2014

**A quote from Jane Robert's early "Seth" material:**

*"When it is understood that space and time are both camouflages, and that your cause and effect theory is a result of a continuity theory that no longer makes sense, then your scientists will recognize the impossibility of trying to decipher basic reality with camouflage instruments, and vehicles, that of themselves produce distortive theories, and only serve to prove further into a camouflage pattern."*

(This book is an anthology of this website listed below)

All material in this book is free of charge and available to all without permission. I only ask that the material be credited to this source.

Website addresses:

<http://www.thelamplight.ca/schematicoftime/index.htm>

<http://www.thelamplight.ca/schematicoftime/council.htm>

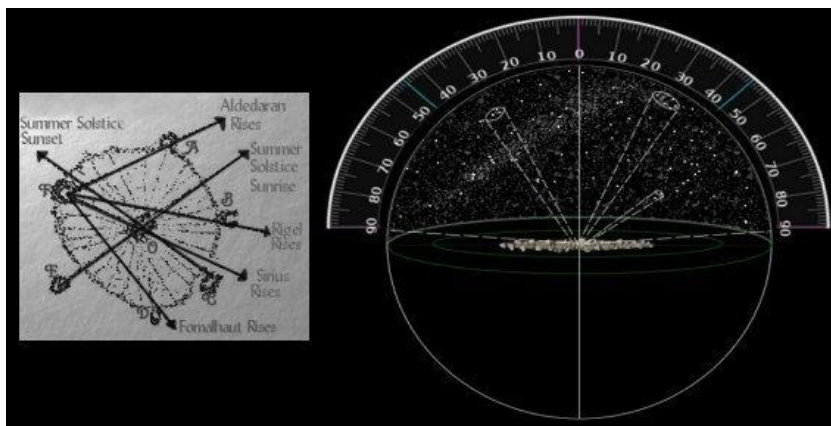
<http://www.thelamplight.ca/schematicoftime/researching2.htm>

# Preface

## Researching Ancient Sacred Sites

My research into the sacred sites has been a weekly training that has spanned over a decade now. All of this training has been from the same nonphysical teachers that the past shamans worked with. From all these hundreds of journeys and remote viewing sessions I have accumulated over 10,000 pages of notes. This would add up to over 800 pages in a word text format. If I tried to publish this, regardless of format, it would be much more than my resources could handle. I would love to pass these teachings on but the best I can accomplish at this time is to make a start and see how far my time will allow.

A few years ago I asked my sources about releasing some of the information but was told that *“A complete understanding must be given or no information should be released at all”*. For years now I have sat on this statement as more information continued to flow in. Recently I try a new angle to my prior question; *“Do I have permission to give a “Readers Digest” version instead?”* This was acceptable; as long as I covered the primary structures and ended with practical application.



The diagram to the left says a lot but tells nothing, much more is needed.

### **Putting the celestial alignments into perspective:**

Recoding the alignments at a site is very important as it is within the angles and their positions where the information is stored. The angles are important to record because they align to The Universal Structure and a structure that Earth is part of. All celestial objects are part of the Universal Structure and are not random exploded remnants floating in space. Yes, the universe started in an “explosive” way but it was organized and in a pattern that still exist today (as it continues to expand or “explode”). All celestial objects in this physical universe are connected through a common structure. This structural design not only shows their position but also their movement within this structure. This structure is not currently known to science but it will be in the future when celestial patterns are recognized. Have you ever wondered why the so called Alien contacts never say where they are from? The answer is simple; there is no reference point to start from, because there is no modern understanding of this structure.

According to the Yale Bright Star Catalogue a person can see with the “naked eye” 9119 visible stars. These are ones considered to

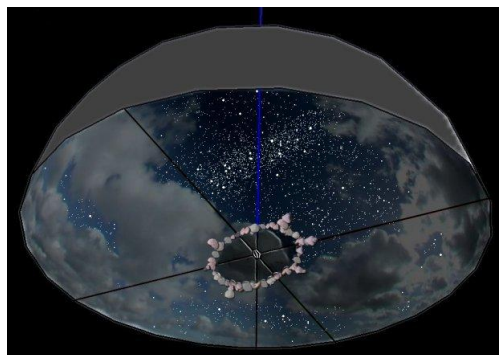


be of a magnitude of 6.5 or brighter. Doing a general calculation; if there are 20,626.5 points of degree in a half sphere (the night sky above) then 20,626.5 points divided by 9,119 visible stars would give you .442 stars in every degree, or one star per two degrees.

Some more information on this topic:

(The ball in the tip of a ballpoint pen viewed from across the length of a football field is about 1 arc second across. The Sun and Moon are both about 0.5 degrees = 30 arc minutes in diameter. The pointer stars in the bowl of the Big Dipper are about 5 degrees apart and the bowl of the Big Dipper is about 30 degrees from the NCP. The arc from the north point on the horizon to the point directly overhead to the south point on the horizon is 180 degrees, so any object directly overhead is 90 degrees above the horizon and any object "half-way up" in the sky is about 45 degrees above the horizon.)

So standing in a two dimensional rock mosaic and trying to align elements of this mosaic to a three dimensional stars pattern above is tricky to say the least! One might even need some exceptionally pointed boulders. So with this amount of leniency it shouldn't be too hard to align with something, as seen in the diagram below.



Did you know, in shamanic knowledge, there is no difference between the above two dimensional stone Petroform and the Stone Spheres of Costa Rica? They are capable of performing the same job ....if one understands what that job is!



The intellect will always be able to pick out alignments from a two dimensional plane into a three dimensional sphere, even if it desperately means aligning to anything within visual range. With this logic we can divide 9,119 stars by 360 degrees = 25.33 stars to choose from (Never mind the sun and moon that arc across the sky at different positions throughout the year!) You can see how ridiculous it all is and yet many features at ancient's sites cannot be aligned to anything, not even a mountain, rock, or a season.



Using a string and compass at a site.

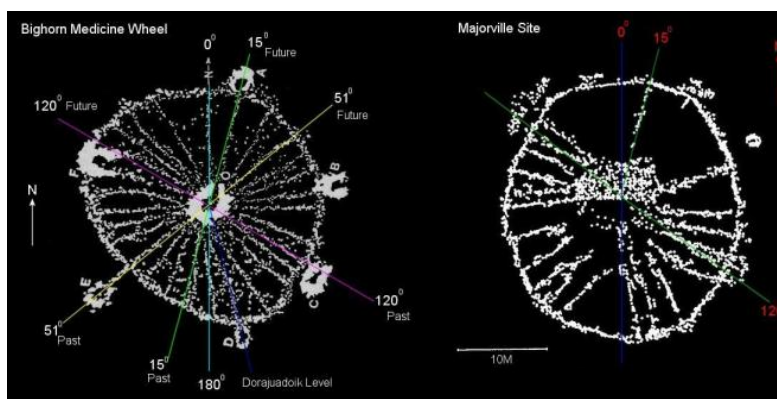
### **Some basic truths:**

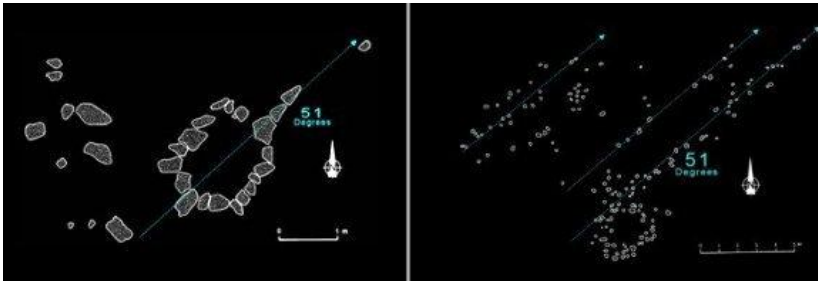
1. - Sacred sites were built by shamans.
2. - Shamans work with energy, with little interest in "landmarks" other than for getting bearings for relative positions.

3. - Shamans recognize connections, be it energetic or knowledge source.
4. - Shamans quickly learn what isn't working and abandon it.

If any one of these qualities are missing from a site's description and purpose than what is left over is a bias belief system. Belief systems can fall under the titles of science, religion, politics, and personal motives. To complicate things more, most sacred sites around the world have been modified by preceding cultures.

In the diagram below I show an ancient shamanic Petroform or boulder mosaic from Manitoba's Whiteshell Provincial Park. Archaeologist working with the Whiteshell Petroforms noticed decades ago that most of them align to 51 degrees (as seen in the examples below). This angle is repeated at many sites around the world as angles also fall within a range of associate degrees. The most common ranges are: 51 – 54 degrees, 120 – 135 degrees, and 12 – 15 energy. These angles are common regardless of position around the planet. Their individual purposes are unique to the angles but they can range in slight differences (within the range) due to time and Earth's position in the Universal Structure. There are also very specific individual angles that fall outside of the common ranges. I will deal with these angles at another time for they represent more complex concepts.






Basket Falls/Rainbow Falls, Manitoba Tie Creek area site

## Dowsing

One of the best researchers that has come along in this field was the late Ian Honeywood from Britain. He understood that the sites were collectors of energy. What he did not understand is how they worked and to what benefit it would be to the people of the time. Below are some of his Dowsing diagrams showing the energy patterns that he detected. There are many more energy patterns in each site but they are or will be on different levels and would need different Dowsing parameters. His good work shows the proper recording of north and any other angle seen as a significant rock position. He also shows the energy lines that he has detected and their angles of projection into the landscape. This is so important for there are larger patterns and connections with other sites and to specific grids. Aligning to other sites to create connections of magnified energies is a very important quality in a site.

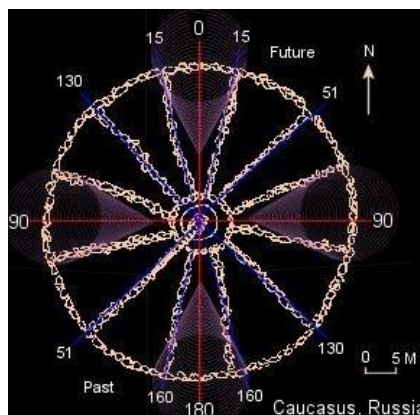




energy connects to the nonphysical as this harmonic energy is actually just one part of the Universal Structure. Yes, grids that are closer to the physical vibration will have detectable physical effects like electromagnetics and scalar energy. This doesn't mean that this energy is the motivator or creator of the grid any more than the heat left in your bed after you get up.

### A Russian Stone Wheel

In the diagram below one can see the same angular lines that are found in North America. Although each site can vary due to their focus, this below also outlines the edges of in spiraling energy. 15 degrees for higher vibrational connections (past and future), 90 is always the event horizon as 0 - 180 is the axis, 130 towards the elemental levels (past and future), 160 towards the Dorajuadoik levels (see Page 10 Guides and Contacts in website), and 51 for personal physical creational level (past and future).



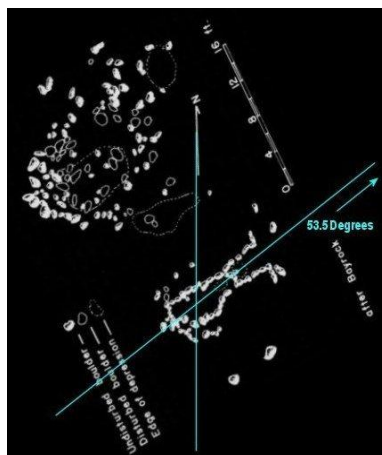

Below are two sites that are probably separated by thousands of years from the original ancient mosaic builders and yet the basic "initiative knowledge" is there. There is a possibility that the shamans who created these two sites never inherited all of the teachings from the more ancient local Majorville site, but yet the intuitiveness can be seen in their stone alignments. In the photo to the left one can still see the original (first step) Orientation Stones




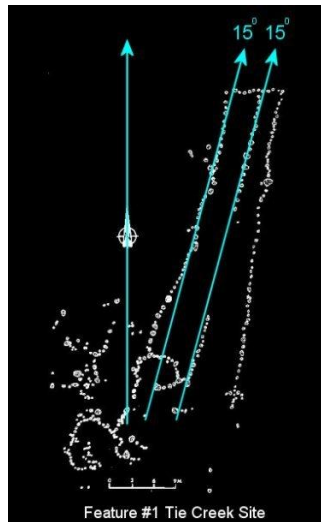
of 0 and 180 degrees (north and south, marked as “A”). Once this axis or the event horizon at 90 degrees is established the design can follow, as per the interest and desires of the shaman’s needs.

In the designing of a site the first thing that needs to be established is at least one of the cardinal directions. This is where the celestial alignments came into play. In ancient times, with no known land marks or compasses shamans had to orient themselves to established positions of celestial objects. With the discovery of a high energy location, using these cardinal directions in this vortex’s energy gave them the foundational alignment for the site. These high energy vortex locations were located during their physical travels or through Out of Body journeys. What most researchers fail to understand is that through OBEs, a shaman can find new land to migrate to, game to hunt, resources to procure, enemies to avoid, and spiritual focused areas. There is nothing the human consciousness cannot do in this reality on its own!

In doing this research, relying on the internet and books is not that reliable, as I found out in the site shown below (to the left). During my research of this site I found four different diagrams showing north (or 0 and the 180 axis to the south) being placed in different directions. This is why it is so important to do the work yourself as that is the only way to be sure of the site's orientation. In the photo to the left I used the visible white colored archaeological arrow laying on the ground (mark as “B”).



Strictly on structural levels alone, one can see in the pictures below why there is a need to actually visit the sites. The diagram to the left is the published archeological diagram for Feature #1 at Tie Creek. In the aerial photo and other photos in this website you can clearly see most of the boulders were not incorporated in the diagram, probably because there was no perceived pattern or association.






When at the sites also note the surface grade of the ground. At Tie Creek the granite surface is not level as it undulates down from the highest crest. On this surface the high areas will drain to the lower areas and these lower areas retain moisture longer, which supports lichen growth (seen in darker areas of photo). These very shallow basins are also the directions in which the stones will migrate to over thousands of years, as seen in one of the three 15 degree lines. As said above; present day positions are not necessarily the original design.

### Photos

While at the sites take many pictures, even if you have that view already. Spacing out the time between pictures can be productive in catching a spiritual contact or energy, as seen in the pictures below.



Energy caught on digital camera - looking down the 120 degree line at Tie Creek, Manitoba.





Picture above was taken on the same energy (120 degree of Tie Creek) line a few years later.

### Observations

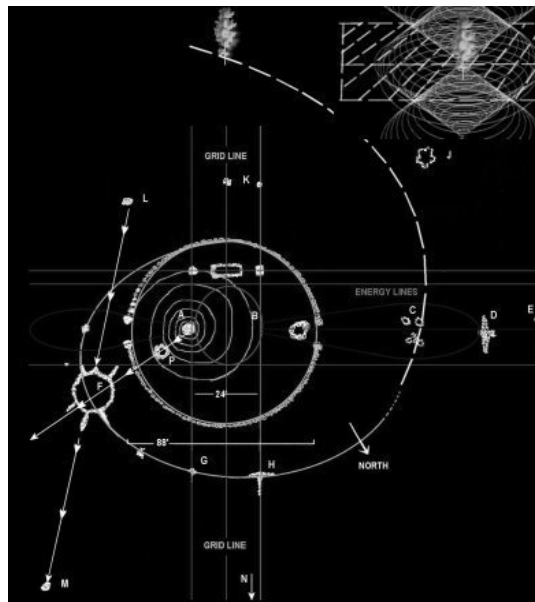
When at the sites, record placement of any unusual occurrences like deformed plant life, overabundance of plants, or lack of plant life itself. These are all results of energy that is too high, too low, or over abundant. Plant patterns also include spacing of branches and clustering of growth as they show a lot about the movement of energy at a site. Below are some examples of this.



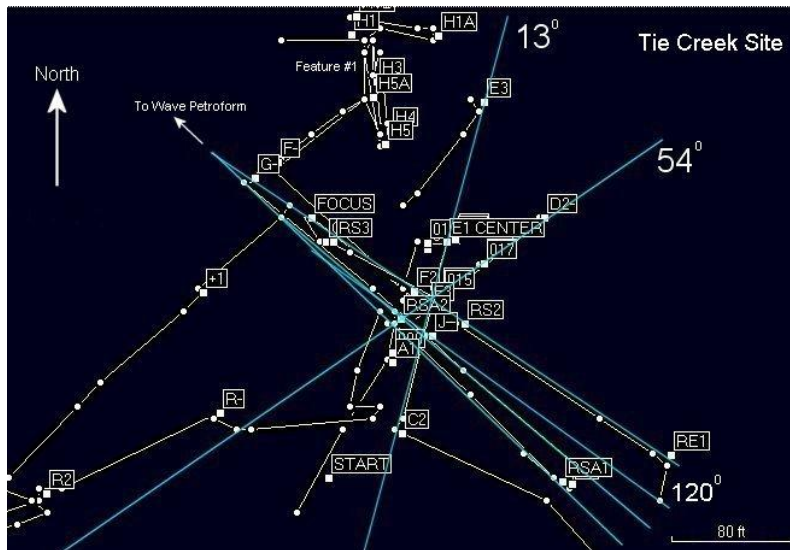
Bannock Point tree on left and Tie Creek on the right



"The Crooked Bush" vortex- Saskatchewan, Canada on left and Western Poland on right.



Bannock Point tree location within modern Petroforms spiral. Grid line connects to Tie Creek to the north.




GPS coordinates are a great idea.



## Sensing

Also take note of your emotions or any thoughts that come across your mind that seem out of place for the moment. Many of the structural angles are drawing in energies for healing, grounding, emotional balancing, and so on. Along with this take note of areas

that you are drawn too, for they may hold answers for you. While feeling the site's energy also note the silence, be it energetic or audio.



The picture above is an example of an area that I was always drawn to when at Bannock Point (Manitoba Whiteshell). I later learnt that this spot is one of the vortex areas used by the originators. The original Petroforms here have been lost or removed and replaced by what appears to be more modern ones, as if to say, from the sub consciousness's of these people "I remember this spot".

For more information into the vortex effects at ancient sites see: The Sedona Magnetic Anomaly Website: <http://sedonanomalies.com/>

# **The Schematic of Time and Ancient Sacred Sites**

(An unedited abstract)

I never thought this book was possible for two main reasons. The first being I had thousands of pages of information, and how do I render this down to just a mere introduction. The second hurdle is I am not a writer which is a bigger challenge in itself. The catalyst for this query into ancient sites started years ago with a visit to one of them in a Canadian provincial park. From this start I eventually found myself wondering through Mayan pyramid sites and other ancient sites. Awestruck by all the effort put into these sites one cannot help but ask, what were the ancient shamans after when they built these magnificent structures?

The information below is a result of 18 years of Out of Body journeys and Remote Viewing of ancient sites and their teachings. Surprisingly, embedded in these teachings are insights into the deepest aspects of our physical world, from the atomic level all the way to the universe's construction. The reason for this is the nature of the nonphysical realms.

As far as the material itself, the reader will quickly realize that not only is this a difficult subject but it is little wonder that the knowledge was lost over time. I tried to keep this book understandable as possible with no complicated technical wording. Just simple diagrams and photos, as much as possible for the information is for everyone.

Anyone that has seriously investigated any of the ancient sacred sites knows that there was advanced knowledge being incorporated into these places. This knowledge originated as teachings from thousands of years of nonphysical communication by the shamans of the time. Then over the millenniums this complex bed of information eroded down a few pieces of the original teachings. By



the time prehistoric people of 2500 years ago came onto the scene there was nothing left but spiritual symbols or mystery icons.

There was no need for alien intervention in the way some in our culture understands it. There was also purpose and benefits that escapes modern researchers. Massive amounts of labour were put into some of these sites and it was not just to align to a impotent star or factitious sun god. Nor were some of these sites landing strips for alien craft!

I think if you ran these modern scenarios past the ancient shamans they would laugh rather than being intellectually insulted. The reason being they had no need to defend that which comes from higher sources. It is from these higher sources that one can still access this “database” through OBEs and Remote Viewing. The information that the ancients accessed is timeless and still available today as it was then. If information about a particular site is required, that can also be done by asking the individuals that built the sites. This can be accomplished through their essence self and the energy that is still embedded in the sites and artifacts. For more information check on website listed, Page 10 Guides and Contacts.

As the messenger of this information it was difficult to narrow down the complexities and the scope that this material covered. After 18 years of Remote Viewing and Shamanic journeys into the nonphysical realms I have accumulated thousands of pages of notes. Up to last year I was told to keep this knowledge to myself, unless I could show the entire rage that it encompassed. The amount of material made it impossible until a year ago when I had an idea, and it was accepted. I asked if I could create a “Readers Digest” of this topic, as long as all the subjects got addressed. My teachers accepted this. Now the second challenge was putting it into writing. As I said earlier; I am not a writer and I do not have the resources for editing, so this book is nothing more than an exposition of ancient knowledge.

The bottom line is, this material is from nonphysical sources, as I have not added anything into it that did not come from these

ancient sources (as with all information on this website). In fact after receiving a teaching on any subject I would re-ask the same line of questing a year or two later, just to test the answer for consistency (I am a sceptic at heart).

The four purposes for this book:

1 To give back to the ancient shamans what has been robbed from them by modern concepts. That includes new age rhetoric or purely intellectual guesswork. Both fail to see through the understandings of the original shamans, as it was their truth.

2 To offer people the original concepts that were used at these sites rather than current fallacies. To this end, the general public and modern shamans can reclaim more of this knowledge and experiences for themselves.

3 To introduce the basis of a future science, one that is based on ancient understandings and offers new directions towards advanced technologies like unlimited energy sources.

4 To reintroduce the schematic or the structure of time and physical creation.

5 To clear up questions I keep hearing.

Questions like; if aliens are here why don't they contact our scientists and why can't they tell us where they are from? What is time and what are time cycles? Why do certain species die off? What can I do at an ancient site to get information or benefits from the experience? What are Earth Grids?



## Introduction:

As part of this understand I will show:

Ancient shamanic art depicting the individual teachings, as it demonstrates that the material is not new to humanity. It was forgotten through time due to the secrecy of the shamanic world. Along with every stage of the teachings I will try to show an example of this in nature, by using astronomical images taken from various sources. Every object in space is a time capsule of the universe's structural process. The design or structure of celestial objects are no different from that of the atomic level. They are the same design only at different sizes and stages of development. Each celestial object can show a different stage of this development and are "snapshots" in time of how our physical reality is structured.

Along with the above examples I will also show more physical proof of the teachings by providing Cymatics photos created by Hans Jenny. The research that the late Hans Jenny did back in the 1960s was probably the greatest scientific start in understanding how the universe was structured. Adding to this is body of information is Walter Russell's work, which I recently discovered and was quite delighted to see how much it parallels the teachings that I received. This is the practical reason for introducing this research to the world. We need to look past what "modern" science is overlooking and focus more into the true design of the universe.

With the teachings from the "other side" or nonphysical realms greater levels of energy development will be discovered. For the last hundred years science has tinkered and tried to push the element world to find the impossible, an unlimited source of energy. They will not find this source in their current belief system as it is a nonphysical source (that can be activated into the physical). In fact there have been discoveries that point to this unlimited source of

power but with no prior understanding of what is being observed or how to replicate the process, it remains a mystery.

Link to Hans Jenny's work on Cymatics  
(<http://www.cymaticsource.com/>).

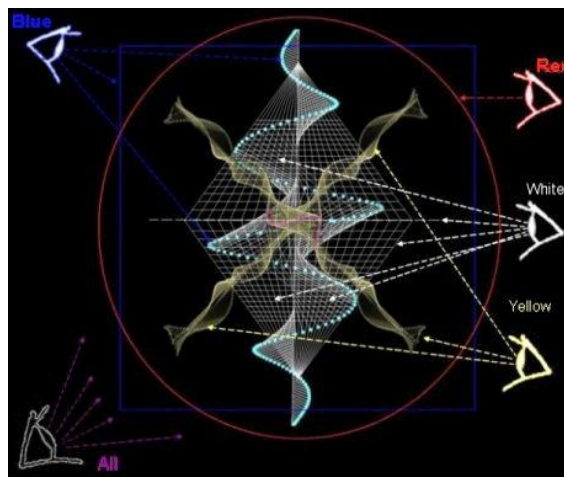
## **Working with Nonphysical Realities**

Perception is far more dynamic than most people give it credit. We all think that everyone sees and understands the way we do without realizing there are 7 billion different perceptual levels on this planet. Some are very similar to our own but most people outside our culture see things through different belief systems than are own. One's culture being one of the most impressionable parts of how we see things and interpret what we have just witnessed. The ancient peoples did not see things the way modern people do and the only way to understand them would be to become them. In other words the only way to understand ancient sites is to ask the originators of the site. As said before this can be accomplished through the nonphysical state as time has no relevance on this level.

Even through this process the results fall under the filter system of the one performing the inquiries. An example of this is channeling. Of all the channelers out there I doubt that more than 1 or 2 are proficient enough to be accurate to 75% of the information that is being delivered through them.

Another example of this process is the angle of observation. If a researcher is using an OBE (Out of Body Experience) or Remote Viewing to do research, on say on the makeup of the universe there is still an interpretation involved. This interpretation is reliant on what angle or view of the completed system they are visualizing. Below is a diagram demonstrating this. If your "filter system" is set up to only see certain profiles of vibration then you will only see that level. Everyone has different levels of vibration because that is what makes us unique and it is these differences that break visions down into interpretations.

In the diagram below; if a person is of a higher vibration and only interested in higher vibrational levels of the universal structure then that will be all that they see color (Red in the diagram). If that same person focuses down into lower vibrational levels then they will start to focus on the geometric aspects only (Blue). It also depends on the levels a person can achieve and to what levels they are interested in. To focus on all the levels one has to adjust their levels up and down to see the entire picture. This is the reason I kept asking the same question with gaps in time. Throughout the year and over years one constantly shifts back and forth within their range of vibration. Rechecking information is a good way to verify its consistency.



For those not familiar with the terms vibrational rates:

Everything is energy; everything vibrates at different frequencies. The only reason one thing is different from another thing is because there are energies and frequencies which are at different rates, different pitches than other frequencies. That difference in frequencies is exactly what determines what you perceive as this object from that object, this person from that person. Everyone is made from the same one homogeneous material. The only reason you appear different is because of the pitch, or vibrational rate, at which you operate, the level at which you define yourself to be.

## Level 1

Our universe was created by a completely different level of consciousness that could never exist in this universe, in its entirety. This exceptional creative awareness level is referred to as “All That Exists” or “God”. The reason is that our physical universe and all its nonphysical states are still too restrictive for its energy form. This includes the highest vibrational states, be it the angelic realms or physical creator Jinn levels. It also includes the lower vibratory levels of the Dorajuadoik (see Dorajuadoik). As a result of vibratory restrictions, the level of consciousness that created this universe resides in it but only from certain levels. As a comparison it is not much different from living in a house that we have built. The house is our creation, we live in it, but the house is not us, nor are we the house. We cannot become the two dimensional levels of consciousness that make up the building material as we are much more.

Each level of consciousness can only operate efficiently in a common frequency that supports its level. This includes all the highest and lowest vibratory levels of that consciousness in and beyond our universe (for more information on this topic see; “The Schematic of God” in this website).

The creation of our universe (on all levels of existence) was a result of an injection of this powerful level of consciousness into itself. The original thought form created expansiveness within itself, we call it the universe. A universe with no limitations of expression for the source level is incapable of limits. Defining this new universe is a matter of defining different levels of the source consciousness. In other words as the universe creates upon itself many different levels of source energy are expressed. These “expressions” are measured in vibratory levels. Through this injection all forms of consciousness are created and recreated as expressions of the

original thought. Each level of consciousness thus inhabits its own level of awareness (or vibratory state).

From the primal thought that created our universe to the many trillions of thought forms that create all the realms, physical or not, there is only one source of power. That source power of creation is consciousness. Without consciousness physical and the nonphysical forms would not exist. Thought, a creation of consciousness creates movement in this static background. This can be described as imbalance, as it forces a balanced static background of universal energy into movement. This movement can be plotted as it has to adhere to the structure of the universal design. This is the most important thing to understand and remember, consciousness creates all that exists, on all levels, without exception. (By the way, our consciousness does not reside in the brain as this organ is only a translator for our physical reality.)

Primal consciousness (God or “All That Is”) injected the primal desire (a thought) and this was the beginning movement (as previously described in “The Schematic of God”). Primal thought or consciousness thus is the impetus and driving force behind the creation of the universe. This force graduates down into individual levels from source point outward. Each level will create its own specific region of unique individuality. The uniqueness is kept separate by resonate difference in frequency, due to structural levels of common ground.

We will never see or understand all the levels but we can understand some of the levels that are closer to the physical and in time we will be able to detect many of these levels with instrumentation. In fact some of this detection has happened now but without the understand of what is being detected there is little proper interpretation.

In our understanding of consciousness as the highest vibratory state in the universe we would have to start at the primal level of creation. This level can be referred to as a God level and its seed vibratory level, in our perception, could be called the

Harmonic/Light Spectrum. Both harmonics and light are different flows but because of origin they are one. All energy regardless of its level will have a counter part that acts as a balancing agent. It has to have movement in order to exist in the physical. Without movement time and space would have no measurement and thus would not exist at all. The Maya called God (Hunab K'u) "movement and measure", they understood this basic concept.

The light and harmonics I talk about are not what we would recognize in the physical. Their vibrational level is far beyond the spectrum of the physical reality and our comprehension. Yet they do permeate all levels including our physical and do give us a recognizable part of this spectrum in visible light and sound. The higher vibratory levels are not detectable by physical senses or apparatus but can be found through "mind avenues". As described before there are two primal directional flows. Each flow extends outward to complete its cycle as it returns back to Primal Source for balance and a state of nonexistence or "home".

The Light/Harmonics Spectrum is just that, a spectrum of gradient levels with each of the two primal energies having many different vibratory stages. This is before even reaching the denser realities of physical creation. Each level is a complete separate system and is responsible for creations that occur in its field. Remember the nonphysical levels will be beyond our instrumental and mathematical capacity to decipher. This is why this material is so important for there is no other way to understand the building block properties of the universe. It must be understood that we only see a fraction of the smallest part of all that there is, and the best of mathematics cannot decipher what exists beyond measurement. To use mathematics in multi-universal context you would need two opposing formulas, one in our reality while the other was in the second reality. Even with this you would need the perspective of the third and higher reality to make sense of the other two formulas and their interactions.

Language terms from the “other side”:

**Cube**- Harmonic wave fields that create lattice structures.

**Sphere** - The end results of spiralling energy in completeness.

**String** - Two opposite flows of the same energy level that twist into a balanced form.

**Ribbon** - A composite of like strings that follow a wave form creating a band of energy.

**Axis** - The central injection flow of energy that parallels the universe’s axis.

**Event Horizon** – An energetic boundary created by overlapping structure.

**8 Pack or the Octave** – The inner 8 spheres that create a balanced state supporting a larger aspect of this combination.

**Octahedron** – The boundary horizontal fields that are created along overlapping of the center of the 8 Pack.

**Patch** – A secondary structure created by the overlapping of two spheres creating a prolate shaped structure.


**Tubes** - The center axis of balanced flow of the Patch.

**Patch Head** – The end cap of a Patch.

**Ratcheting** – The movement from one level of structure into an adjacent level.

In the briefest explanation possible:

Source energy starts with an injection of energy into nonphysical as points of “light” riding on a “harmonic pulse”. The light and harmonics I refer to are not what we would understand in our physical reality. Physical light and sound are products of sensory perception and source energy is not physical in any interpretation. This harmonic pulse expands out in a 360-degree pattern from source injection points, as it enters its new “reality”. Energy flows in and out through these points as it expands in an un-resisted sweep of the 360-degree (isotropic) range, only to flow back into its source point. As the 360 degree wave of energy or harmonic thrust reaches boundaries of adjacent point expansions it is deflected back to its source (as seen below).

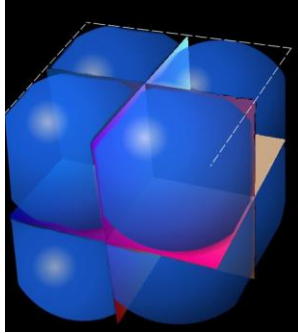


The initial injection results in a wave or harmonic movement that creates a spherical wave field. The harmonic spheres continue outward reaching their limits at the edges of adjacent spheres creating walls.

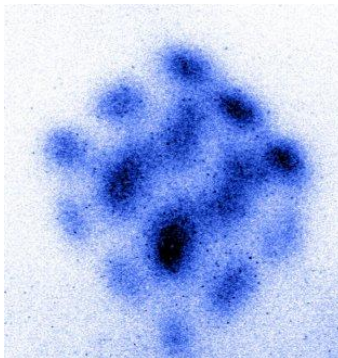
It is at this point that motion outward is impeded and a new reflected inward movement is created. This new movement creates a different vibrational level and thus a new flavour of the original flow.

As seen below, boundaries or walls are created, as spheres compact to fill in “available space”.





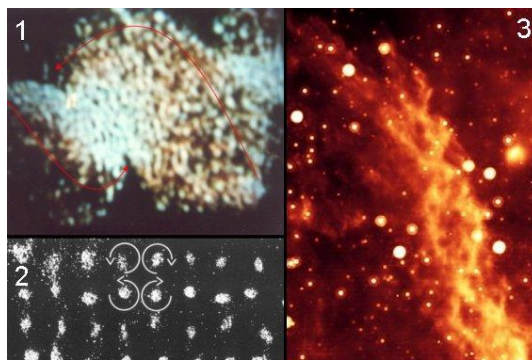
This expansion results in boundaries that are a mixture of each of the participating sphere's individual vibration. The result of this mixture is the creation of a new structure called the Cube. This cube shape is more than an abstract static shape as it is composed of fields of moving energy which create a lattice structure of common frequency. Below is an actual electron image of an strontium atom showing the injection points and a cube shape.




## Level 2

### Energy Lines (Strings)


All of the structural elements from the initial portals (injection points) to the most complex aspect have flowing energy. This flow is possible because it is instigated by need to find balance or neutrality. Unbalanced energy flows back to its source, all to find balance. Likewise energy is seen flowing out. The two opposite flows of inward and outward energy create an equal balanced flow along their paths. As each portal injects outward it too receives inbound energy. The opposite directions of flow support themselves in by wrapping around each other, creating a harmonic multidirectional balance. This wrapping or twisting around each other creates a helix shape, as seen in the photos below. The two photos on the left are Hans Jenny harmonics with the top one showing a helix from the side (#1) and the photo below this (#2) showing the lines on end. They are in pairs working together in a rotation of clock and counter clock spirals. The photo to the right is an actual celestial photo showing this helix formation. In the photos one can see the opposite flows creating rotating helix pairs of energy, each pair as an individual, is called a String. This helix flow is one of the most basic harmonic structures that Hans Jenny has recorded.



In Jennings's photo on last page (#1) lycopodium powder can be seen vibrating into a helix. The right side photo is a celestial object.

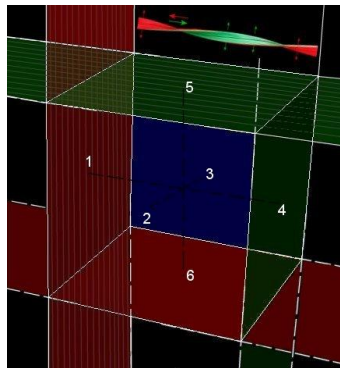


The top two celestial photos shown above are more examples of this spiralling energy. My teaching sources call these flows Strings. Advanced formations of the string are called Ribbons (as seen in the bottom diagram) these are a composite of many stacked strings.



Picture of celestial ribbon with insert diagram.

The photo-diagram above shows the opposites must flow through their ribbon structure and in opposite directions for any permanent duration or balance. They do not cross one another in this balanced flow for this would create interference and a different structure, rendering the end of the ribbon. As the lines of energy come full circle back to source, in a crowded universal field of lines, they eventually do cross others (of their vibration). This crossing of paths creates a new harmonic pattern called the cube.



Six wave field boundary planes called cubes.

Accumulations of energy lines flowing from source creates ribbons that continue to build onto themselves in ever wider unrestricted widths. That is until they reach the boundaries of other ribbons. It is only here, and with common vibrational levels, that contact can interact or create interferences with one another. Any other strand that is not of the same vibration will be outside the others “reality” or resonances and no interference would be created. As shown in the diagram above the widening lines eventually cross one another creating a Cube (that will have its own specific vibratory rate). These cube structures become balances states of energy of their own and thus are a permanent part of the **Universal Structure**. Its composition is still from primal source level of injected energy and because of this source it is a balances static structure. Each cube will have its own specific energy signature as it is a combination of the individual ribbon’s energy.



What I mean by my prior description of a balanced static structure is entirely dependent on our perception of time and space. This primal level of creation is measured in billions of Earth years. This does not mean that its time frame has anything to do with our perception or our measure of time. It is all about levels of perception as each level of vibration, regardless of its conscious awareness, will have a different perception of time. In other words there is no one time frame in the universe as each individual reality will create its own. Our concept of time existence is simple our perception and has little to nothing to do with the rest of the universe. So we can understand the cube grid as permanent but that is only because we are judging it by our standards of time.



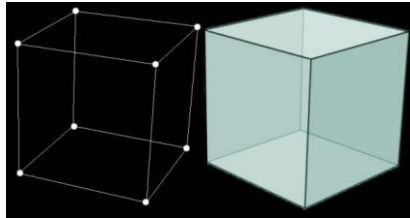
## Level 3

### The Cube

In Jenny's laboratory the confines of a container only allowed a slice of what is actually a three dimensional structure. Future science will need to study this in a three dimensional format. In these Jenny photos below you can see the points of energy injection. Lines of attraction join the points as energy flows back and forth in opposite directions. Section "A" in the photos is a magnified view of the injection point complete with attached ribbon lines. In section "B" I have drawn red lines to show the vertical flow direction of this slice, the third dimensional cube (Jenny harmonic). The three dimensional flow of this structure is a cube, but if seen as a two-dimensional slice, it can be called a grid. In the diagram to the bottom right I show how this would look in a three dimensional view.



To the left, in the photo above one can see this level of vibration in actual creation. The diagram to the right is a reminder that the entire universe is a saturation of this basic lattice structure. The scale of these cube structures ascend and descend in sizes without limits, but within their defined vibrational scales, never mixing but still connected.



Cubes can be described as wave fields of space, wave fields that are a product of ribbons of flowing energy, which must eventually cross each other on their journeys. As these ribbons cross paths they create secondary formations from their arcing energy (shown in next section). The energy needs to continue its course but interference defects some of the energy into a new structural level called a Sphere. It is within this breaking away from the static grid cube structure that creates a vibrational “bed” for “self-awareness consciousness” to enter.

Cutting a lot of corners here; it is within the sphere that our level of consciousness is allowed in. This new injection into the structure takes place in the center of each sphere. Each structure (cube and sphere) supports the other but as said in the beginning comments, it is consciousness that starts it all. It is in the sphere level of the structure that our higher level of consciousness is injected into the background (grid/cube structure). While a cube can be referred to as a wave field (the “soil”) it is within the sphere that our conscious injection takes place (the “seed” that grows).


These cube boundaries or walls are complex forms consisting of moving energy. A movement that flows in opposite directions, as does everything in the universe. These opposites create balanced



states and longevity. A one directional flow would be over practically as soon as it started.



Celestial object NGC6050



An interesting perspective:

In the center image above is a diagram from one of the world's best at Out Of Body Experiences (OBE's) Robert Bruce. This is a very typical vision of the dimensional grid as you fly over it in an Out of Body State. These diagrams are from his book "Astral Dynamics" and is in my opinion one of the best books to purchase if you want



to learn this ability. This is how Robert Bruce describes his journey into the layer just above the physical called the Astral Level:

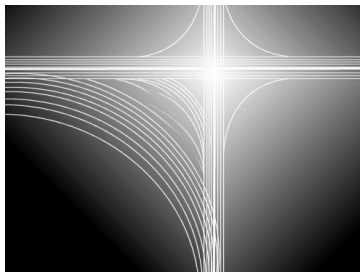
“Each astral plane appears two-dimensional when its surface is approached. However, a fully three-dimensional environment is experienced when it is penetrated. The atmosphere above the plane, surrounding the projector, is faintly color-tinted, as if consisting of thin vapor radiating from the astral plane's surface. This color-tint is not apparent when looking directly down upon the surface, but can be seen misting all horizons. The corners of each square contain small but distinct dots and splashes of color that look like yellow, green, orange, and red paint. Each of these appears to be an entry point into a specific internal realm or kingdom.”

In the above diagrams you can see Robert's artistic version of this grid structure. His drawing replicates the harmonic photos of Hans Jenny. The central “flower” aspect also shows up in Jenny's photos, to the right. Understand that they are not the same vibration and thus will be different in shape but you can see the flower's depth and complexity. The diagram to the left is ancient shamanic diagram from Bates Wells, Sonora Desert, Arizona.

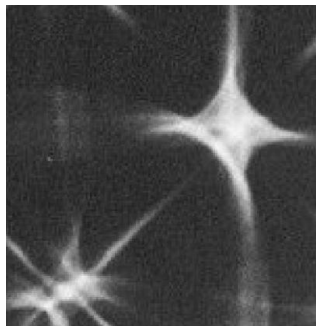
Another excellent OBE teacher is William Buhlman:  
<http://www.astralinfo.org/>


## Level 4 – The Sphere

As seen in the harmonic photo below the crossing points of the ribbons (corners of the cube) are areas of interference and imbalanced states. As typical, imbalance creates another structure and from this a different flow pattern. In this level, called the Sphere, our spiritual consciousness enters into the cube or static structure of “All That Is”. This is the melding point of us and “All That Is” (god aspect).

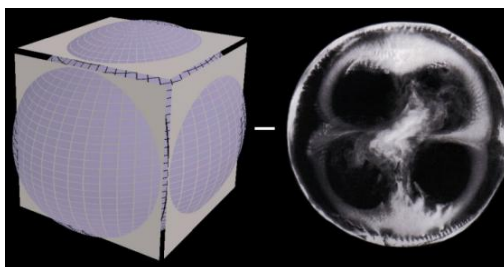


In the Jenny harmonic photos below the grid/cube (a two-dimensional slice) shows their common points of energy injections. The grid lines/ribbons create interference and imbalance forms a new structure inside the cubes. The photo below is a slice of this structure and would have to be viewed in a three dimensional profile to see its complete form. The outlines of the sphere can be seen overlapping the cube side as these are interference boundaries from adjacent spheres. I have drawn in red circles on the bottom row to highlight this.






Below and to the left is the three dimensional diagram with an actual Jenny harmonic photo of an isolated sphere (to the right). Sentient consciousness enters the cube grid level at the center of the sphere.



As you can see the sphere has its own movement of flowing energy and although it is independent of the cube structure it is also reliant on the cube. Cube and spheres are thus equal and the relationship is “symbiotic”.

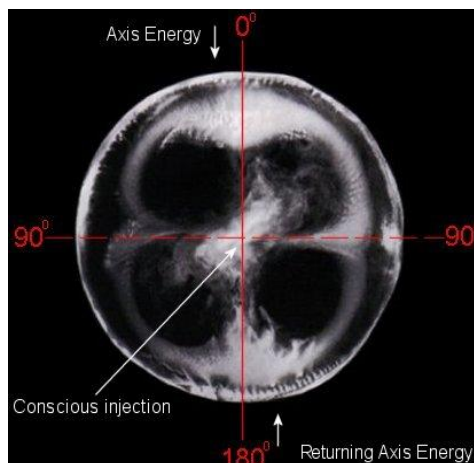
Below are a couple of celestial objects that are true spheres. Most celestial objects called nebulae are not exploding or dying stars but are actually births. This can be a birth of a new universe to a new galaxy. Due to perceptual filtering and time we can only see parts of this birth, as the full sphere and its process is beyond our capacity to see.



## Costa Rica Spheres – Bighorn Medicine Wheel – Bubble Nebula

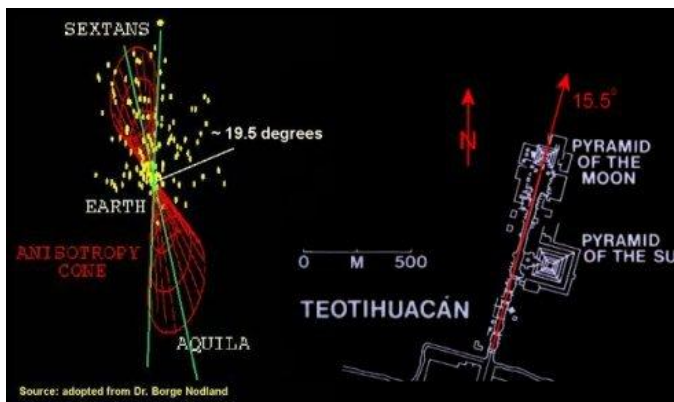
In the celestial photo to the right I was told that this is a birth of a new reality.

A sphere's main energy flow is called the Axis and its top is referred to as 0 degrees with the bottom of this axis being 180 degrees. This axis flow is a result of the alignment with the Universal Structure's source (the "grain" of the universe). The horizontal flows are called 90-degree flows and are a mixing vortex of natural flows from 0 – 180 degrees.



As strings of helix energy spiral down into the universal grid from source they enter into the individual sphere structures from the top (0 degrees). This energy also flows up through this axis on its return from source cycle of the universal sphere. All flows must have an opposite and the axis is not any different.

The directional flow of this 0-degree energy is due to the construction of the universe itself. Our universe is a gigantic sphere and true to the design its flow is consistent with and to other spheres of its proportion. The ancients knew our universe's axis as they referred to it as The Tree of Life, the Axis Mundi, and other terms. Our Earth's position to this 0 degree axis flow is measured from our North Pole and is known to science as the Anisotropic angle, which is approximately 19.5 degrees.



The Physics of Sound:

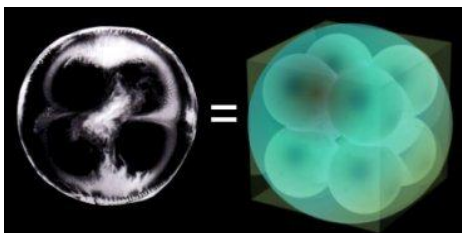
[http://cymascope.com/cyma\\_research/physics.html](http://cymascope.com/cyma_research/physics.html)

Cymatics:

<http://www.cymatics.co.uk/>

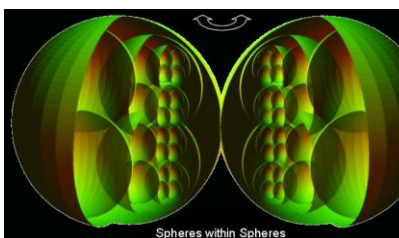
## Level 5

### The Octave – 8 Pack

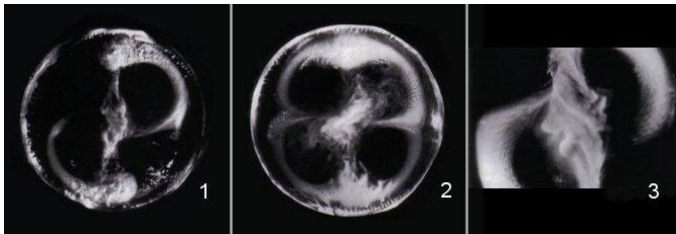


The Jenny photo above is only a thin slice of a harmonic sphere. Within the sphere's inner level or inner dimensions are another level of cubes/spheres that are proportionally sized down. Cubes within cubes and spheres within spheres, as there are no limit to this in either direction of size. So what we are seeing in the harmonic photo is a sphere with inner chambers or smaller spheres. All structures support the whole and the whole is part of the smaller inner structures. The harmonic slice shows 4 spheres but there are actually 8. In my teachings they call this structure the 8 Pack, as see to the right of the harmonic photo above.

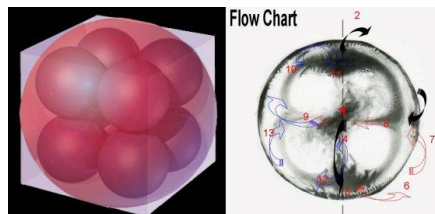
The sphere octave is as it sounds eight spheres that create a balanced state and a unity that can create and support the larger sphere's balanced state. This larger sphere can then joint seven others of equal size to create another 8 Pack or octave. This continues on from the infinite beginning to the infinite end. It is only when we get down closer to the physical vibration that imbalance creates new structures. This brings about the creation of physical elements.



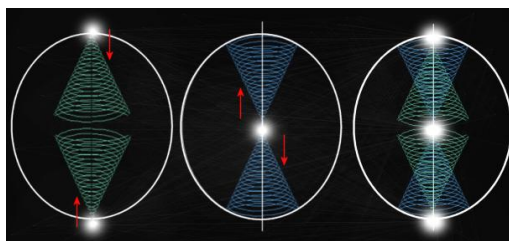
Although the spheres create and support outer and inner structures they are a completely different level or dimension from one another. They still influence one another as the main spiral energy flows from one another though the larger orb axis, falling under influences of the inner structure (that is on a different level). As above so below! Due to vibrational separation all can occupy this same “space” without interference of the creation. All are “notes” that support the “octave” of the structure.



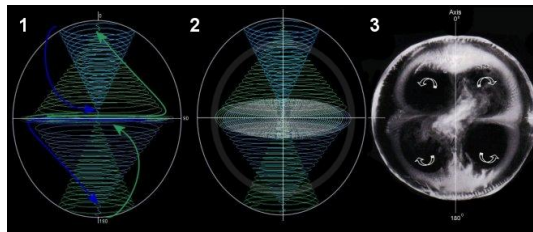
Like the outer or larger sphere the inner 8 pack of spheres are “rotating” around in their specific directions. (The movement is not random, see further explanations below.) This “rotation” of inner spheres creates currents that affect the whole. Below is a diagram of this flow.



Consciousness enters the cube/sphere structure from the center. Coming under influences of the axis flow from above and below as it creates the inner structure of the 8 pack.

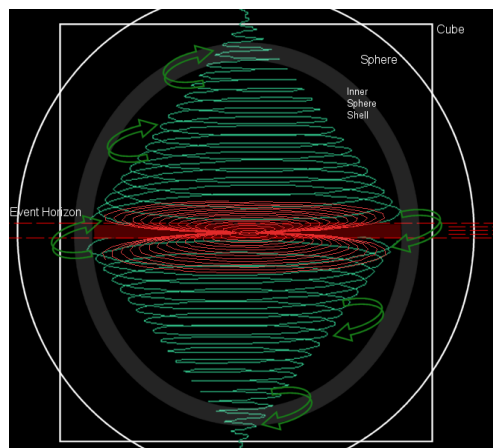
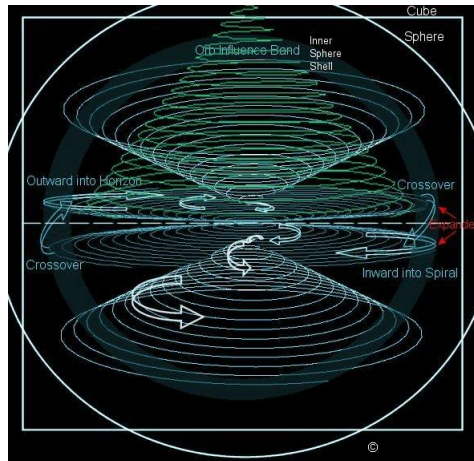


The 8 pack's movement and the influence of the axis create an event horizon in the middle of the 8 pack (as seen in the central diagram below, #2). The energy flowing into the main sphere spirals down until it hits this dividing region of the 8 pack. From there it continues to spiral outward but its outward expanding flow is interfered with by the larger sphere's shell. This outer shell's movement redirects the spiral and causes it to turn inward along the event horizon. Spiralling along this flat plane towards the center again the energy flow now contacts the axis flow which drags it down and into another level (below the event horizon). It is at this point the energy is free to spiral outward again into its new environment, that is until it hits the main sphere's shell once more at the bottom.



Event horizons are very important part of the physical reality. It is here that elements and galaxies are created (but in another angular level, explained further in this book). In Out of Body journeys I have traveled down this spiral towards the event horizon. I saw the way the larger sphere's inner shells and flowing energy defect the spiral back into a plane. Starting as a wide horizontal spiral on this plane you gradually spiral inward along it to the center of this plane (now back to the axis). As you encounter the axis you are dragged down or up (depending of direction of flow).



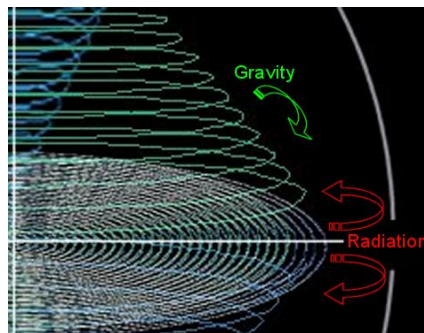


Down towards the horizon and from the horizon down and out.

The event horizon is not just one line of interference. It is actually two as is demonstrated in the picture of an actual galaxy (above, to the left).

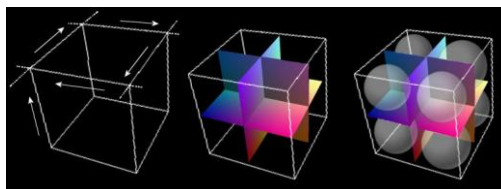


Above is an example of this event horizontal crossover between the two horizons. This produces the typical warped structures that are seen in galaxies. Note, galaxies are not found in the main axis, the photo is only to demonstrate this property of horizon creation. I will discuss this further into the book, as this level of structure belongs to the physical level called 45 degrees.



The spiral and horizon are the source of radiation and gravity. They are one in the same but opposites of each other. In the 45-degree section of physical elements these two properties come into our perception as forces of nature. We recognize them as pulling towards and the expansion or disintegration of physical.

Horizons are also in three directional planes in the main cube/sphere structure, as seen below.



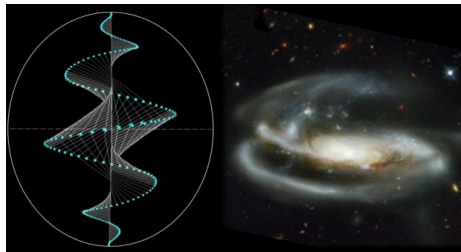

Every form is becoming either a cube or a sphere, or is a section of either one. Complex structures are multiples of spheres of matter surrounded by multiples of cubes of space in multiples of fields.



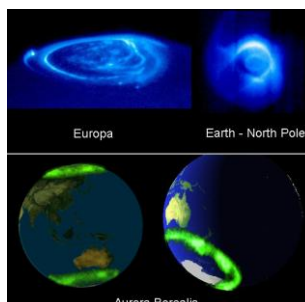
Sonora Desert, Arizona

## The Ribbon

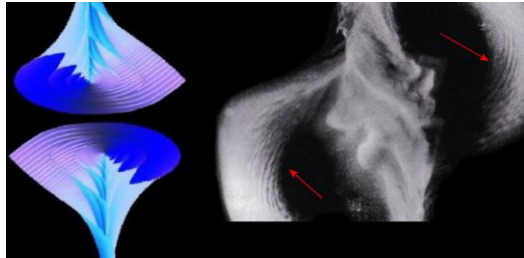
The spiral energy described above is not just one strand of energy, it is a ribbon of helix strings that create a banded flow. This banded flow of energy is called the Ribbon.



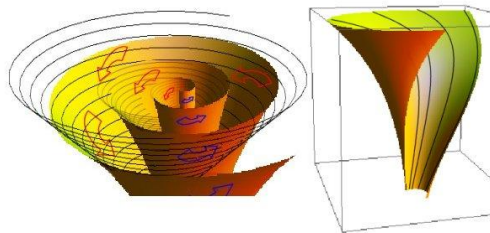
The spiral is a ribbon or a band of energy that is composed of strings of opposite flowing energy. These are the strings that wrap around each other to form a helix. The ribbon can be seen in something as common as the Aura Borealis, show in the photo above. It can also be seen in the axis of our sphere called Earth or the moon Europa, seen in photos below.



The ribbon of strings can clearly be seen in a close up of a Jenny harmonic sphere photo, seen below. They are tightly layered and not as shown in the expanded left diagram. This diagram is only for demonstration purposes.




Each layer of the ribbon is complete and of a different vibrational level than its adjacent neighbour of descending or ascending size. Each ribbon also increase in vibration as it closes inward towards the axis. Likewise the vibration lowers as the spiral ribbon filaments expand away from the axis.

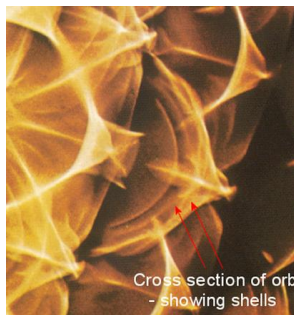


Visible sections of ribbons


## Shells



In the diagram above the helix strings form the sphere but as this sphere energy withdraws further from the grid lines of the cube its vibration changes. The change in vibration continues to shift to a point that it is now in another octave. This new octave mimics the parent sphere but only at a slightly smaller size. This process continues until there are many layers of the original sphere.



These layers are called Shells and are part of every structure from grid line, cube, to time space continuums. The new shells are still part of the original but operate at distinctive layers of vibrational octaves (notes). Each layer having properties and flavours of the original, but are separate to their own “worlds”. The shells in a structure are replicated until they can no longer operate in a vibrational tone that can be supported by the original structure. As far as the sphere goes, it is the injection of consciousness into the parent sphere that allows this wider scale of shells.

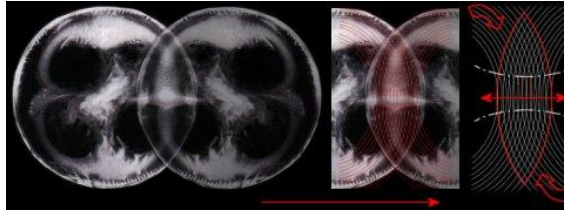


As seen above in the Jenny harmonic photo (a basic view) the sphere's boundaries lay outside the cube boundaries and thus the spheres come in contact with each other. With two spheres crossing over each other's boundaries an interference boundary is created (at the grid lines). This interference zone will become its own structure and will have its own inherent flow pattern. This zone will also have properties or energies common to the two host spheres. The zone is commonly known as the Vesica Piscis but I have been instructed to call it the "Patch". As said above all structures have banded layers or shells. This is due to harmonic shifts or "notes" in the octave of every structure.


As two adjacent spheres overlap their shells they become immersed into each other's different vibratory flavours (see diagram below). In the universal structure all forms regardless of their commonality will have their own individual signature energy.

Therefore, adjacent spheres become co-partners to another structure call a Patch. This patch can be seen below as one sphere rotates its shells into the other rotating sphere. There is a mixing of two different levels of vibration. One sphere's lower outer vibrational shells mix with the inner higher shells of the second sphere. This means the outer lower shells are now co creating with higher shells of creation. This creates an incredible amount of energetic exchange as the vibrational states seek to find resonate balance between them. This is also the start of the duality of a reality. The union of two orbs is the "Patch", an area of combined energies and a zone of independent creation that shares vibration from its "parents".






In the above photo I have overlaid two harmonic spheres to demonstrate this. The shells in a sphere would be very close and too fine to show in a Jenny photo. In the diagram to the right I have outline this principle. The red arrow in the center would be a neutral energy area (C). Below is an ancient diagram of the same concept showing different animal levels above and within the shells of the physical and “lower worlds”.




Rochester Creek, Utah

The intermixing of different shells create their own dynamic realities, each having its own specific vibration or flavor. In the simple diagram below (a two dimensional “slice”) you can see the many combinations with just in a few shells from two spheres. The zone in the middle (between 1 and 2) is called the “90 Degrees”. In this area there is little movement in structural creation for it is too active and is called a neutral energy zone, even with this activity. (In a consciousness level two spheres intermixing are referred to as a two dimensional level of reality.)








The orb phenomenon is consciousness vibrating into the edges of the physical reality.

The shells are the edges of spheres and are not recognizable as you go inward to the center of the orb or outward to the cube. This is due to the higher or lower vibrations and the lack of any physical form. The shells are a banding of concentric layers due to “harmonic octaves”. Each octave and its “composite of notes” will have its own specific flavor or vibration. These octave differences will define the boundaries between each shell or band. The outer shells are a composition of many layers of energetic density. There are also many sphere structures that can be observed in astronomical bodies.

Most of the nebulas are spheres and patches that are displaying different parts of their development. All nebulas have a complete sphere structure; it is just not always in a vibratory level for our observation, regardless of instrumentation. Below is a good example of a sphere (Cat Nebula) and its shells or concentric shell boundaries. The right side photos show celestial close ups of the axis center of a sphere (as compared with the right upper Jenny photo).





The center of this astronomical sphere “B” shows the characteristic of a true orb and its swirling vortices. In the picture to the upper right you can compare the core of a harmonic sphere “A” to a picture of the center of our own galaxy “C”.

Shells are very important to understand for they explain how an observable effect is only a small aspect of the complete system. Examples of our detectable energies are light, radiation, magnetism, electricity, and gravity but they are but small aspect of the same larger energy source. The source energies are unlimited in power and unique but filtered into their respective dimensional shells and our interpretations.

So in truth, physical realities are graduations of vibrational intensities that group through common resonance (octaves). Starting from the original harmonic structure of this universe there are ever increasing and decreasing layers of energy. All these layers are separated by structural harmonic differences as discussed prior. These are the shell boundary areas and they are separated by vibrational scales. Within the shells are decreasing levels of vibration and individual flavors of this original energy. Each shell is composed of the source energy but each shell will have its “interpretation” of this energy.

To be in observance of any shell you must be part of it. This is only possible if you are of that or a similar vibrational signature. Each shell will have its “octave” of energy and in this octave will be the individual “notes” of the octave. So each shell could be called an octave scale of the other. Inside each note layer (within the parent octave) would be another mini octave that breaks down into its individual “notes”. (There are ten octaves in our physical system with 5.5 of them being perceivable by us. In the last four octaves are many mid tones, each registering its own state of motion.)

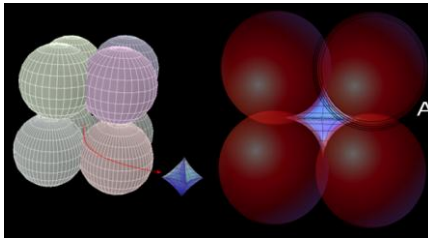
One last comment; consciousness has levels or shells also.




A photo of an electron.

## The Octahedron

Between the eight spheres of the 8 pack is another structure that is a product of the combined balanced state of these 8 spheres. If you look into this “space”, between all eight orbs you will find a geometric design and structure known as the Octahedron. (If you study crystal forms you would be aware of the fact the octahedron is a development stage of the cube for they are one and the same only a small shift out from one another.)




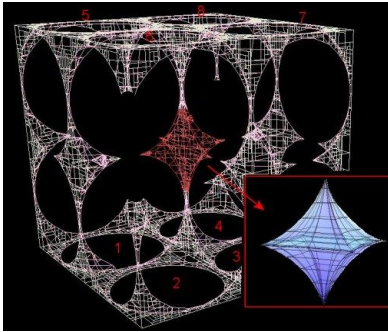
At this level in the structure the 8 pack works as a balanced state because the dynamics of paired grouping. For example; three spheres would be a dynamical imbalanced and would produce a shift or movement. The movements would take them out of the primary balanced background environment or vibrational level.



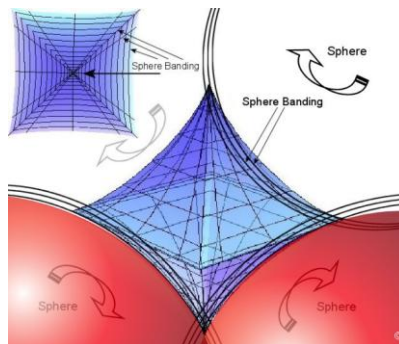
An ancient diagram of the 8 pack and octahedron (as seen from a two dimensional representation).

Below is a diagram showing the eight spheres removed, what is left is the octahedron. This octahedron is also blessed with shells for it is a product of the sphere’s shells. Each sphere shell will create a different sized octahedron structure which will have its own unique

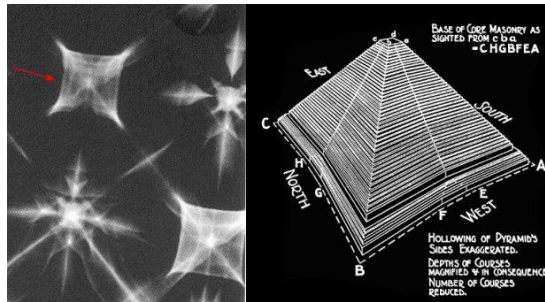
vibrational level. All patterns repeat and all are part of each other. As you can see the octahedron is situated on the event horizon and passes through its center.



The octahedron shells are created by the different sphere shells. Each of the 8 facets of the octahedron are a section of one of the 8 pack spheres. As each of the spheres comes in closer to each other they create another octave in the octahedron structure. This is also why the Great Pyramid of Giza has curved sides. It mimics the universal structure for maximum efficiency.



Each shell of the sphere creates a different sized shell for the octahedron.



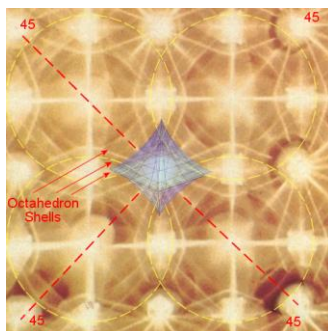
Shown above: The octahedron seen in a Jenny harmonic photo shows its banded shells and a diagram of the Great Pyramid of Giza with its curved sides.

Diagram from: [http://www.world-mysteries.com/mpl\\_2.htm](http://www.world-mysteries.com/mpl_2.htm)

## The 45 Angle

The 45-degree topic is massive and would fill a book so this book is here only to provide an introduction. I was told to show the completed system even if most ancient sites do not incorporate all the teachings. Many of the ancient sites have layers of understanding that have been applied to the site by different shamans. They are also books of knowledge, if one understands the greater picture and its internal makeup. Also not all ancient shamans saw the necessity to focus on anything that was not of interest to them.


Just like the main axis of 0 – 180 degrees there is a pure source energy that flows into the sphere/cube configuration from all 8 of the 45-degree angles. The 45-degree angles are another harmonic level of the universal structure. It is another vibrational dimension below cube and sphere but still part of the basic universal structure. Like the 0-180 degree axis the 45-degree angles are another one of the most important angles seen in ancient site designs. The reason being these 45 angles are the creative sources for the physical realities.



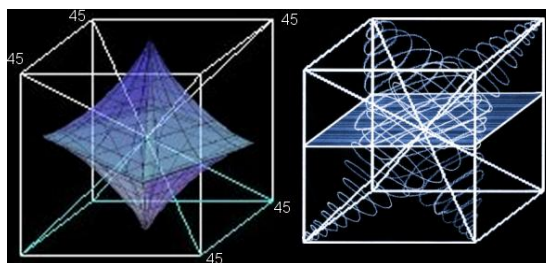
Shown in the above Jenny photo are the shells of the octahedron. One can also see the sphere shells being the creator of this banding.



The 45 is the electromagnet angle that energizes the physical world and is the first stage towards physical creation. Physical cannot happen without the 0-180 axis of consciousness, but it is the 45-degree angles with support of the octahedron that create elements and galaxies.



The 45s are part of the structure that also helps support the octahedron in the center of the 8 pack. Due to the rotational effects of the 8 pack the 45-degree energies are also spiralling ribbons of different vibrational “notes”. The 45 spirals are ribbons much like the 0-180 axis is. In the above photo-diagram only one directional flow of the 45 is shown but in actuality there are two opposite flows along the same 45 angles that radiate outward. Electrical being one flow and magnetism being its opposite and balancing flow, both creating the 45-degree energy axis. The center horizontal plane creates the difference between the two flow’s characteristics. Shown bellow is the basic diagram of this structure.



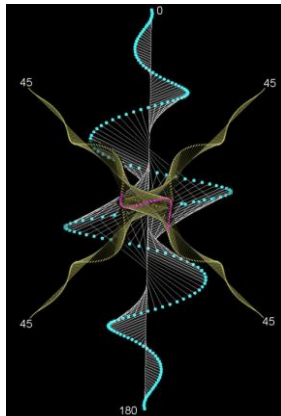
Shown above are the main flows or ribbons of energy, with the event horizon in place at the center. In the Red Nebula photo below I have placed the position of its octahedron. The rays of energy



enter the Red Nebula from 45 variant angles of the electromagnetic. This core electromagnetic energy would not be recognized by our instruments as it is pure source level. It is only when this level is supporting a lower density of the physical realities that we could measure its electromagnetic abilities.

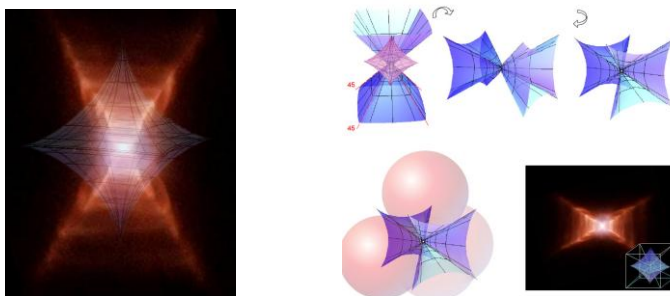
Harmonics: Frequency is 0 -180 ribbon.

Vibration is the 45 degree angles – plus or minus degrees.



The above diagram shows the complete ribbon flow, including the 45s overlapping of the 0-180 degree main axis ribbon. It is within the influence of the 0-180 axis overlapping onto the 45 degree's flow that determines the vibrational flavour of the 45's axis and all its sub degrees.

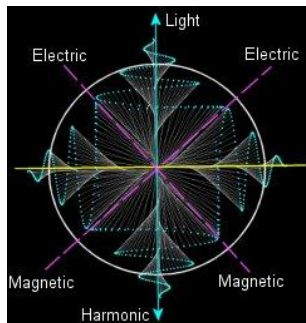
The bands in the Red Nebula (see below) are horizontal planes of the octahedron itself.



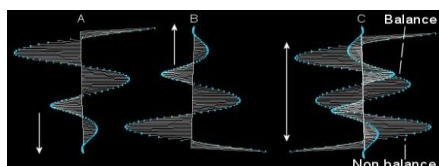


Newgrange, Ireland showing structural progression.

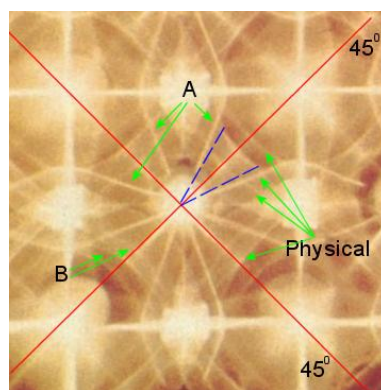
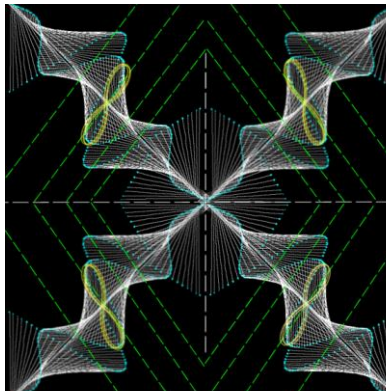
The electromagnetic structure is a completely different dimensional level and is the beginning of the physical realities. The hardest part of understanding this work is not to try and see all the different levels and structures at one time. They are all separate structures in different dimensional levels from each other. Although they are independent of adjacent levels they are still reliant on one another in being a complete system. Trying to see how one level creates or influences another level will only confuse a person. The only way to see and understand it all is in an OBE state (a 360 degrees level of consciousness).



The 45 angular energy is a ribbon flow and with an opposite ribbon along this axis. This flow mimics the main 0 – 180 ribbon as the pattern of design is the same, just at a different angular flow. Shown below is a diagram of this flow starting as singular directional flow on the left and then with a complete diagram of them overlapping, as they would appear in their true ribbon form.

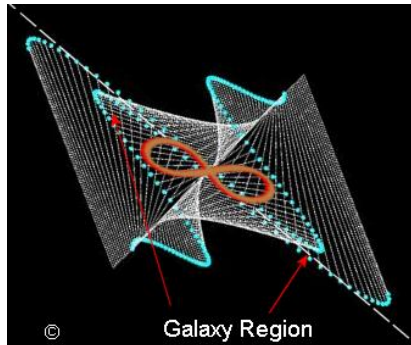


As the two ribbons overlap they find zones of common but opposite vibrational resonance. Balanced in this situation is measured by resonate frequency and is the first stage of creating the physical. This balanced state also has to coordinate with the central octahedron structure. If the electromagnetic is called the energy flow of the physical then it is the octahedron that is the core of its foundation. In the diagram below I show how the central octahedron shells cross the 45-degree's flow. If the octahedron's shells cross the 45 at positions of imbalance there is no physical creation. There can still be semi-physical realities but they would be outside of our perceptual range. It is only at the appropriate point that all of it needs to come together to create a physical dimension.

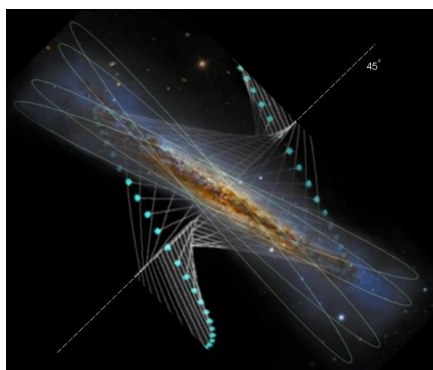


In the above Jenny photo I point out were this is in a harmonic structure. The spiral edges are “A” with octahedron shells at “B”.

The possible physical levels fall on the 45 angles at the appropriate octahedron shells. The 45 degree spiral ribbon edges are seen as merely lines in this harmonic slice (marked out in blue).




In the above diagram (shown vertically for convenience) I have placed a red figure 8 to show the inner movement that is created in this level. This is in the zone of equal energy vibrations from both ribbons. The vibration is matched and with the octahedron's shell (this level's horizon) a flow of energy forms a figure 8. This figure 8 has half of one loop above and below the horizon to complete the 8. It is in this figure 8 disc level, in relationship to the 45-degree angle, that physical elements are created. (I will explain more of the figure 8 further in the book)




Shown below is a photo-diagram which demonstrates the whole structure in its proper angle. It is also important to remember that

this is a 45 angle and not be confused with the 0 -180-axis level as they are two different dimensional levels in the structure.



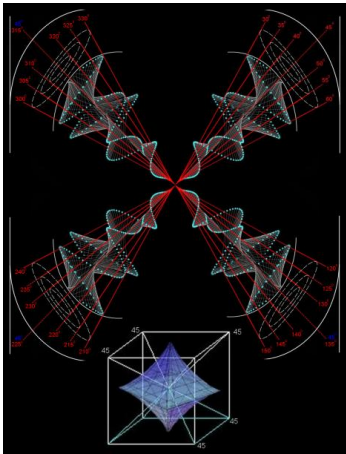
Looking down a 45 ribbon

Ever wonder why galaxies are always at weird angles and appear to be randomly scattered across the universe? You have to think in 45-degree angles and if you lined them up to the Anisotropic Angle of the universe it would make sense. That is if you can separate different size structures from one another and their different vibrational levels (that is also relying on within the limits of our perception). Not all the 45-degree galaxies and their patterned structure will be observable to our instruments. The pattern will and is still be there and it can still be worked out if one fills in the gaps.

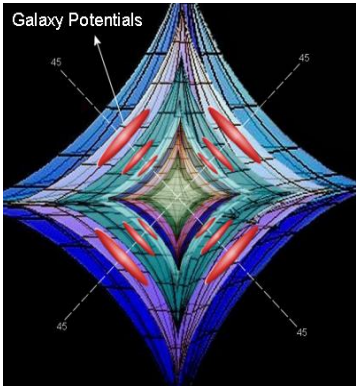
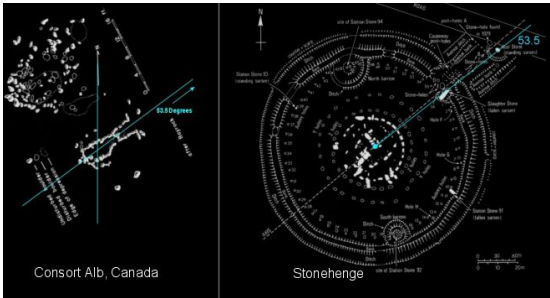


Most ancient sites were designed knowing the anisotropic angle of creation (the most efficient “source flow”). Knowing this angle depended on knowing ones position on earth and its relevance to this anisotropic angle. This angle is the trunk of the “Tree of Life” and its roots and braches are a symbolic form of the energy lines off this axis. Once you have 0–180 it is simple to divide it up into its 45-degree angles. From the 45s you can fine tune the directions and variant angles you want to download from. The 45s are ribbons

and like the axis ribbon they too have many varying degrees along their path.



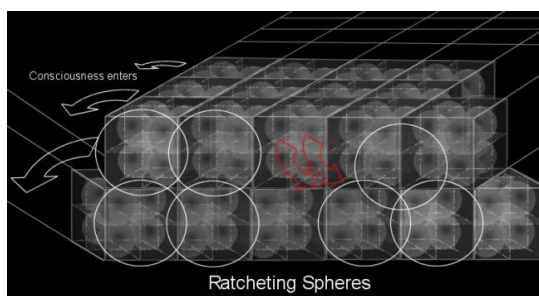
The above diagram shows some of the variant angles of the 45 degrees. These variant angles are degrees of our physical conscious level connections and although the angle degree changes numerically they are still variants of the 8 different 45-degree angles.



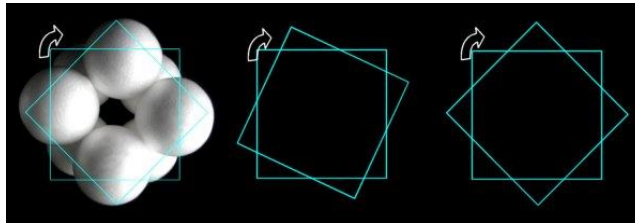
## The Ratchet

It gets very complicated from here on and unfortunately would encompass a great amount of explanation to fill in all the gaps. On extremely basic levels I need to start from the beginning again with the layers of equal sized cube/spheres. See the layer as a three dimensional grid (cube diagram below). Billions of these nonphysical harmonic layers occupy the universe. They also stretch down and up in proportional sizes, but never intermixed in the layers. Each layer would be a different vibration and not occupy the same dimensional structure. All vibrational levels (relevant to size) are independent from smaller or larger layers.

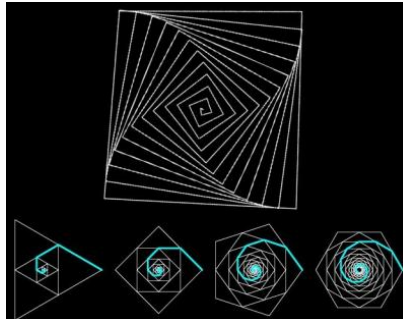
As consciousness enters the system it will resonate to its level of vibration (size of cube/sphere. With this injection the movement is initiated, as consciousness is the only aspect that can create movement outside the basic background “god” level. It enters into its resonate layer and creates a twist in the structure (starting from the center of the sphere). This twist diverts the energy into a replica sphere moving it into the layer below (or above – depending on injection’s direction). The original cube/sphere structure does not move out of its static position. The deflected energy creates a mirrored dimensional double that divides itself from the static background. It is an energetic waveform or complete shadow of the original sphere/cube structure.



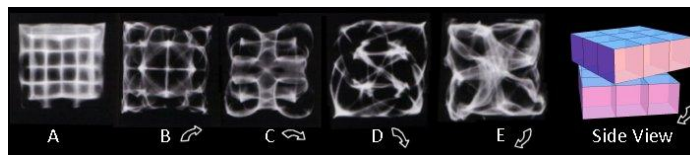




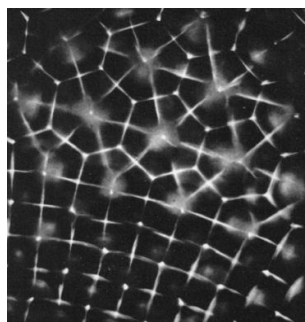
The ratchet of the 8 pack from above.



Ratcheting starts at the center and twists outward. It is responsible for all geometric shapes (Sacred Geometry)




Jenny harmonics showing progression of ratchet as frequency is raised.



An incredible Jenny photo showing the shift from one state to another.






In the above diagram, to the left, I show a side view of this ratchet. The bottom two spheres being overlapped by the third sphere (in this case moving from above) creating the Vesica Piscis (called a Patch). This movement creates three Vesica Piscis with a concentrated multi energetic triangular shape in the middle. This center structure is called the Patch Head and has common ground to all three patches.



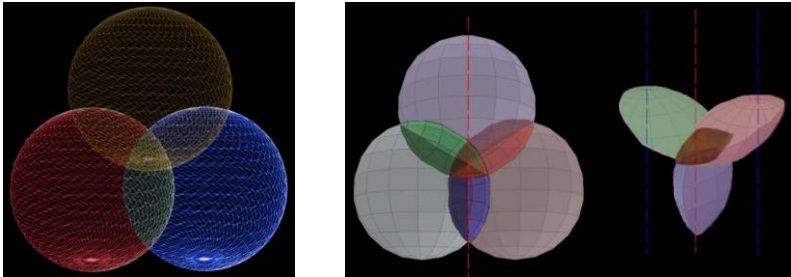
Some ancient diagrams demonstrating this knowledge.




In the above diagram one can see the complexity of this simple ratchet, shown with a small number of shells. This two-sphere combination allows for the mixing of each parent sphere but this is where it ends. Two spheres are a two dimensional balanced state after the mixing is complete. It creates a mixing of energies as the individual spheres have their own unique flavours. Added to this are shells with variant vibrational levels of their own.



the three patches and shares energy from each of the three and their inner shells.

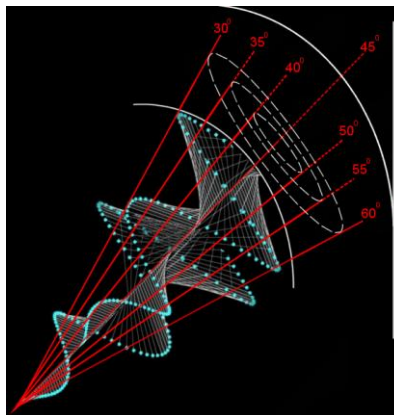
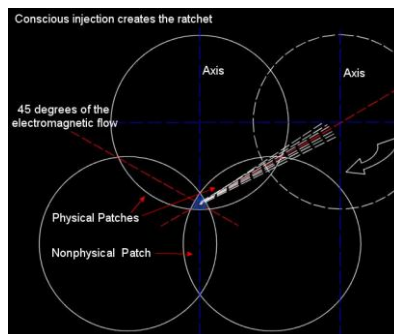


With just showing the outer shell of the three you can clearly see how the patches and the central Patch Head is created. With more inner shells replicating the outer ones it creates a multi shelled patch head. The outer sphere's strings create shells with their crossing of each other. These new patch head shells create the outer and inner dimensions of the patch. Remember, these strings are dual flowing energy helixes, which are now converging into one area of common ground. (What are not shown in the above diagrams are the many inner spheres of the three, as described prior). With the other sphere shells included they would create patches within patches called Patch Shells. The spheres are moving energy that gives the illusion of "rotating" energy and this rotating energy carries on into the patches. So as three spheres rotate into one another you have spiraling vortexes of energy that create the patch, as seen in the below representation.



Each patch also has a central energy axis (more on Patches later, as we get closer to the physical realities).

In the diagram below the ratcheting of three spheres creates the 45 electromagnetic flow. It forms a patch along the 45 degrees with its central axis called the “45 Degree Axis” of the electromagnetic flow. In the diagram below one can see three patches (Vesica Pisces) being created between the top sphere and the lower ones. As an example only, the right top sphere rotates into the bottom two which starts the energy to spin around the 45 axis. This spiralling allows for many different angles or variants of the electromagnetic axis (as seen in the above diagram). The 45 represents the purest of the energy flow so all defections or variants will have different flavours of the participation sphere energies.

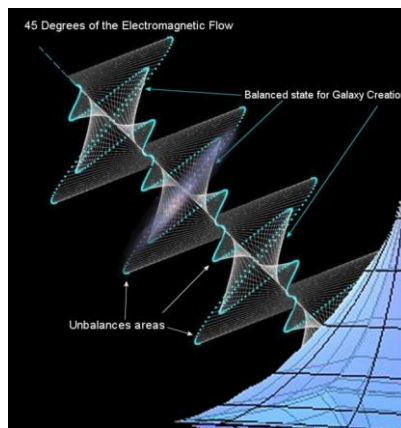


The above diagram is a representation of one of the 45-degree spiral ribbon and its inner spiraling ribbon shells. Each degree or variant will have its own ribbon of angular “cone” shape. As these energy cones have supportive vibrational capacities they too will be associated with physical forms including animals and other life

forms. (More information further on). As a reference I have been told that my connections lie towards the 54-degree flow.



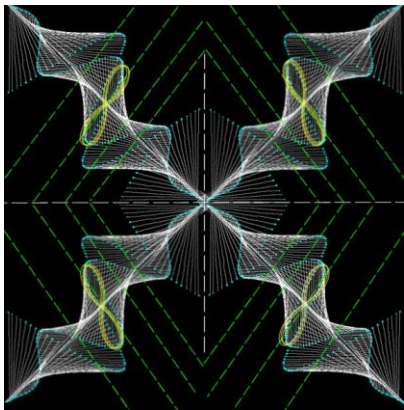
Celestial patch - Bates Well Petroglyphs - Las Labradas Petroglyphs



In the above diagram a 45-degree energy line with opposite flowing ribbons would produce ascending and descending wavelengths of flow. This would result in some parts of the complete flow being matched to each other in wavelength, while others

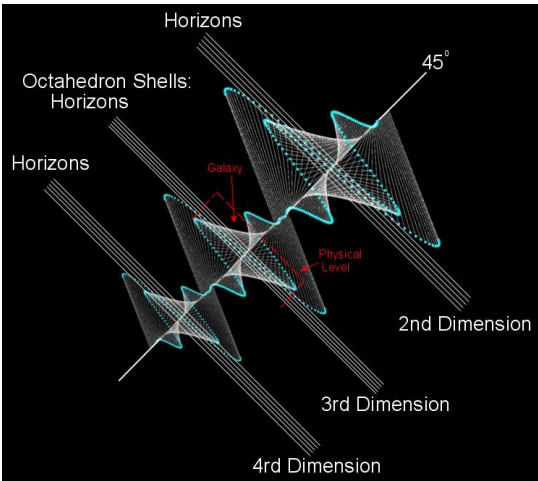
would not. It is at the matched or balanced sections that time and physical creation can take hold. I have been told that typically only one galaxy or physical dimension would be created on anyone of the 45-degree lines of an 8-pack system. In the above diagram I show how two logarithmic ribbons flow across one another would have certain areas of matching frequency or vibrational mirrors of

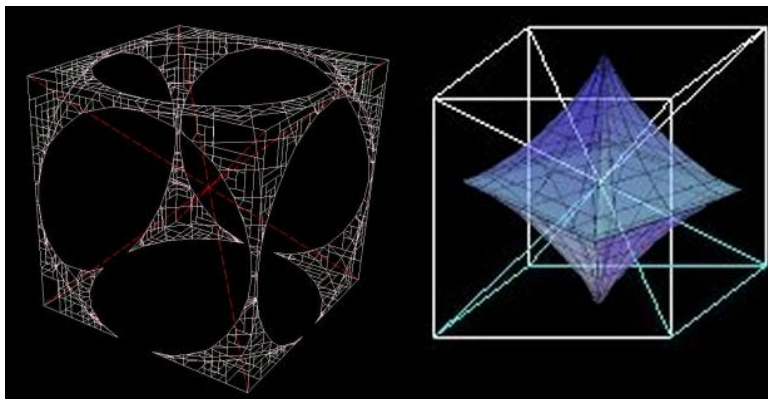
each other. At these “balanced” zones time framed physical reality possibilities take place (if consciousness was in agreement).



45-degree lines have octahedron shells as their horizons. In this diagram a combination of 2 logarithmic balanced ribbons pass through an octahedron shell to create the physical dimension.

As referred to in the horizon section above the 45-degree angles have their horizons also. These are on different dimensional levels but are still called horizons, or 45 Horizons by the “other side”. They are created from the crossings of the 45 degree ribbons and the octahedron shells, the “organizer of the physical” (shown below).







## The Elements

The element subject is huge so I will not burden the reader with any more details than an introduction. This introduction is necessary so the physical elements, the ingredient for the physical reality, can be placed into the structure topic. Recording the entire element teachings would take a couple of books, but if the reader wants more on this subject there are completed books by Water Russell that can be purchased or downloaded free. Walter's books provide very accurate information on the formation of elements and their position to one another. This material is not currently recognized by any models of science, yet!

I was not aware of Walter's work when I was being taught the material for this book. I had been immersed in my teachings for a number of years when by accident I came across one of Walter's books. I saw immediately this was the same material that I was being taught, and had to get my hands on what he had come up with. Tesla once told Walter that his work is a 1000 years to advance for this world and should be hidden until then. I disagree with Tesla as I think humanity will be ready for this material in a couple of generations, and the introductions should continue as a prep until this time. What is the most impressive part of Walter's work is his outlining of the element stages. It is because of his extensive work into the "periodic table" that I have not bothered to go any further than this introduction, which has some variants to or additions to his material. The main difference is that Walter did not see the 45 connection or he just decided to ignore it for simplicities sake. It could also be a case (which I was told) that it all comes down to perception and one's viewing angle (see introduction diagram).

The two easiest introductory books of Walters are "A new Concept of the Universe" and "The Secret of Light". There are also a couple earlier books that can be downloaded free off the net. (Which deal



more with the basics of the subject, and are somewhat “overly stated”). Links to the books:

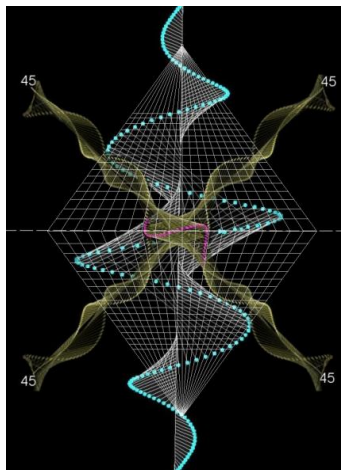
**The Universal One** – Information starts at Page # 91....

[http://abundanthope.net/artman2/uploads/1/THE\\_UNIVERSAL\\_ONE.pdf](http://abundanthope.net/artman2/uploads/1/THE_UNIVERSAL_ONE.pdf)

**The Russell Genero – Radiative Concept –**

<http://www.scribd.com/doc/49306163/Walter-Russell-Genero-Radiative-Concept-or-The-Cyclic-Theory-of-Continuous-Motion>

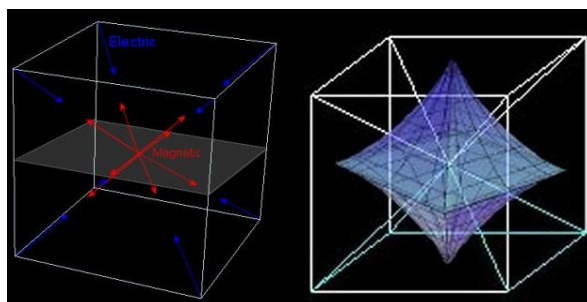
<http://www.scene.org/~esa/merlib/WR-GRC.pdf>



Keeping in mind all that has been introduced in the prior sections there are two things one must keep in focus. The first one is that the basic background structure remains intact regardless of its size or movement, and with this is a repeated design throughout the dimensions, from the atomic level to a galaxy. Along with this, remember that even the most complex patterns will have this underlying basic support structure. This would be cube/sphere, spiralling ribbon, and so on, for they are always in the background, even if the creation is in a different dimensional level or size. The

second thing to keep in mind is that patterns evolve into more complex forms as the harmonics shift into complexity. The bottom line; complexity cannot exist without the basic tones that gave rise to its creation.

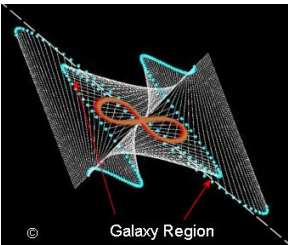
In the last diagram (above) I have created a representation of the main energy flows connected to the 45-degree axis. When combining the above sections of “45” and “The Ratchet” the result produces the 45-degree axis. This dual helix of 45-degree energy flows (8 in number) into and out of the core of the cube/sphere, passing through the octahedron shells (residing on a different level). As magnetic flow enters the cube/sphere structure from its core the opposite balancing flow of electric energy is ejected from the 8 corners back into the cube’s core. Both electric and magnetic enter and exit from different dimensional structures but are still the same energy. Their difference is a product of their exit points. That being the sphere’s center and the cube’s corners. The energy is the same level but inner dimensions of the sphere, as compared to the cube will have different interpretations of this energy. In the physical level it is expressed at the 45-degree horizons, from sphere core horizon moving up through the different horizons the energy is expressed as magnetic. The opposite expression comes from energy flowing via cube corners and exiting into the core of the sphere’s horizon. In the physical structures this results in magnetic flow expanding outward (radiation) and electric flow compressing inward to the core (gravity).



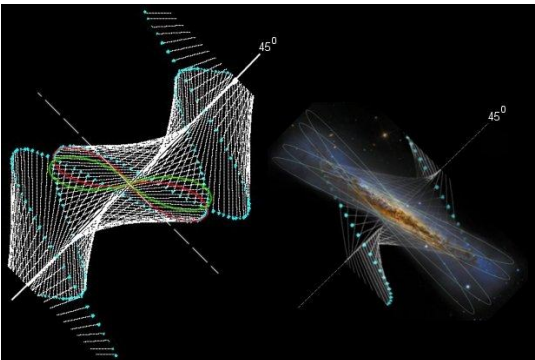
All energy flows are “filtered” by the event horizons regardless of their level and angle. As explained in prior chapters, the octahedron

has shells and each of its 8 facets or sides will be composed of stacked layers or bands of different harmonic octahedrons. Octahedron inside octahedron, with all of them deriving their creation from the original 8 pack and its layered shells. Each of these octahedron shells will have their unique flavour and thus a specialized “filter”, as compared to its neighbors.

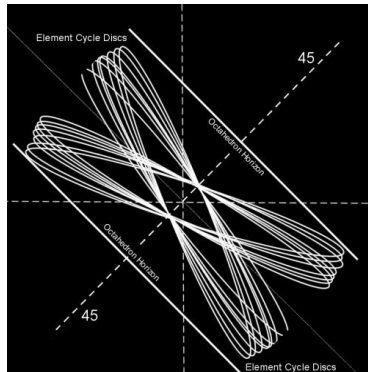
With each facet of the octahedron having aspects from its parent spheres (from the 8 pack) the 8 different electromagnetic flows become individuals from one another. Each of these 8 electromagnetic flows encountering “interference” at the spinning horizons creating a looping effect in their flows that resembles a figure 8 pattern.



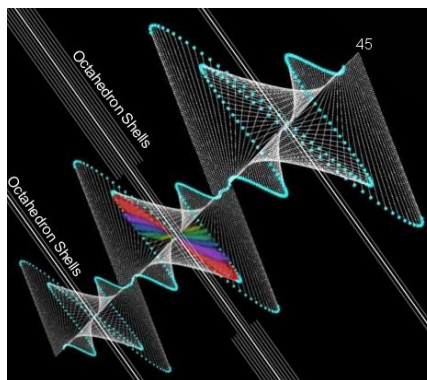
Like the main 0-180 axis the spiralling ribbons of the opposing 45-degree flows create figure 8 loops of energy at the octahedron horizons. However, this time the 45 axis flow differs from the main event horizon as it belongs to the physical level. The flow of the main 0-180 has no physical level capacity but in the electromagnetic angle, the physical elements are the product of interaction with the octahedron shells. That is if all of it falls within the perfect balance with underlying energies and structures.



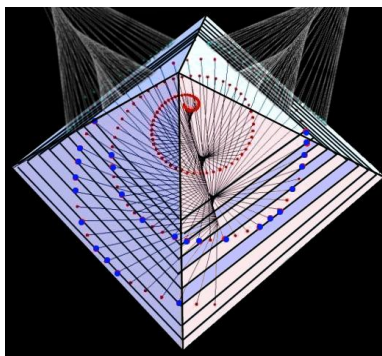
Two ribbons of flowing energy, one magnetic the other electrical match vibrational levels at the horizon creating loops of energy. These figure 8 flows are actually disc shaped and like other aspects have bands of time-oriented harmonics, ascending and descending in the strata of inner horizon “tones”.



The figure 8 flows over and under the event horizon of the octahedron’s shell. It is only here, when all come into mutual agreement, that the physical is created. (Physical is a vibration of three-dimensional perception that our senses, with conscious awareness, can interpret into a reality.)



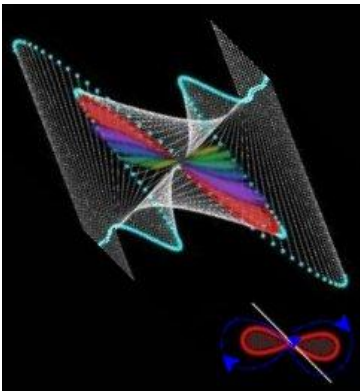
In the above diagram three matched ribbon zones are co-creating along different levels of octahedron shells. In this diagram it is only the middle zone that our perception matches with a vibration we call the physical plane.



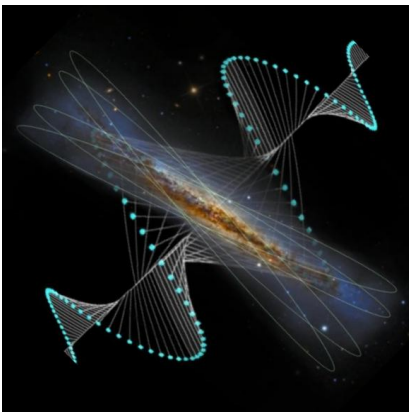
There is no such thing as separate elements. They are only time phases of the complete axis ribbon cycle. In fact all elements are time frame segmented portions of source energy flow. This time frame refers to elements only as “reality time” is a specific level of perception. There are actually two types of physical time perceptions (more later on). The central octahedron shells and their facets dictate element time frames. This happens as the main axis ribbon flow rotates around the octahedron structure. The influences of different octahedron facets allow the energy to express certain characteristics of each facet (octahedron shells being gradients of each facet). Each of these phases in the cycle are called an element but it is still the same ribbon flow, just different in time cycle and angle of its flow. Perception of time is interlocked with our perception of the elements, within our reality, so the ribbon energy flow is also linked to reality time perception.

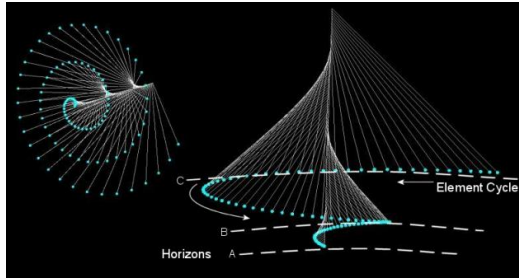
This is the basic creation of all elements we know and it will be the creation of ones that we have not yet designed. As one element (one facet of the octahedron) spirals into its adjacent octahedron facet its energy and vibration shifts into what we see as a new element. This is because on this new octahedron facet’s face it comes under the influences of different “parental” spheres (and their energy, all from the original 8 pack). This continues down towards the event horizon where elements start radiating outward (as described in the Horizon section). At this point the element’s energy evolves back to “birth” flow again as the sphere/cube level picks up its energy and recycles it into higher tones.

The periodic table (which is not arranged properly) is merely a time sequence chart of the ribbon's co-creation within the structures.

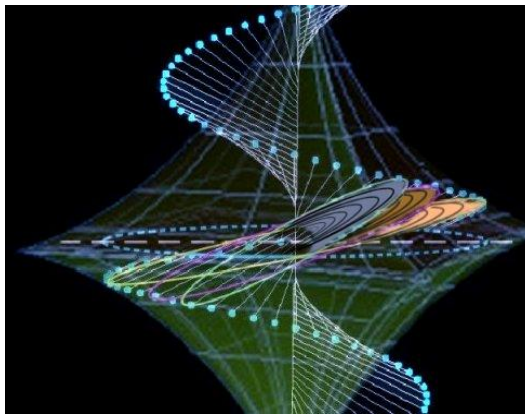


Shown horizontally, but it does not take much imagination to see this figure 8 flow at play in the above galaxies.

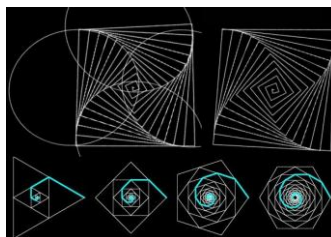




One flow, one element, that is until it reached another horizon or octahedron shell and a new vibrational level.

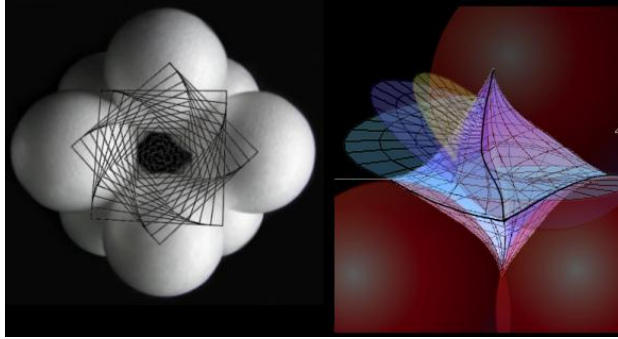


Congruent discs, of time orientated element shells, in one of the eight quadrants of the octahedron.

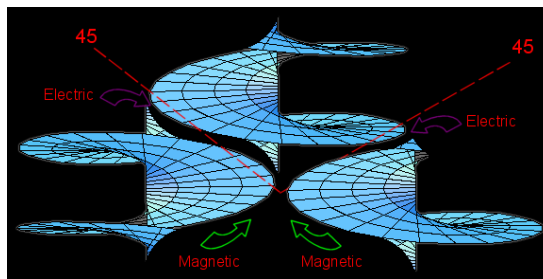


Creating complexities in the element “world” the octahedron also ratchets due to the 8 pack rotation.

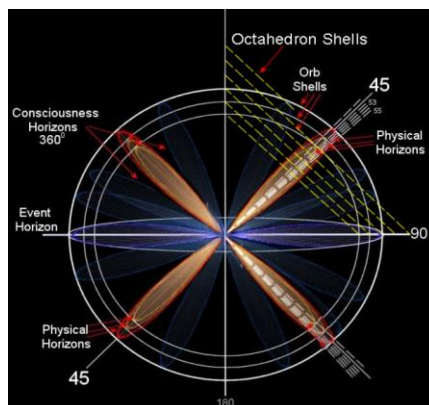




The ratcheting of the 8 pack twists its octahedron core and with this the main ribbon follows. This creates the individual octahedron's facets. It is within the ratcheting of the main ribbon spirals that twists the core octahedron into its unique geometry. This influences the 45-degree flows and core ribbons expression into different elements.

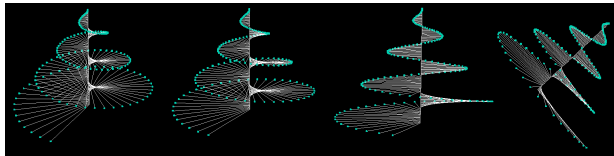


A balance of flow between the sphere's main ribbon flows also supports the creation of the marginal areas of the electromagnetic flow.

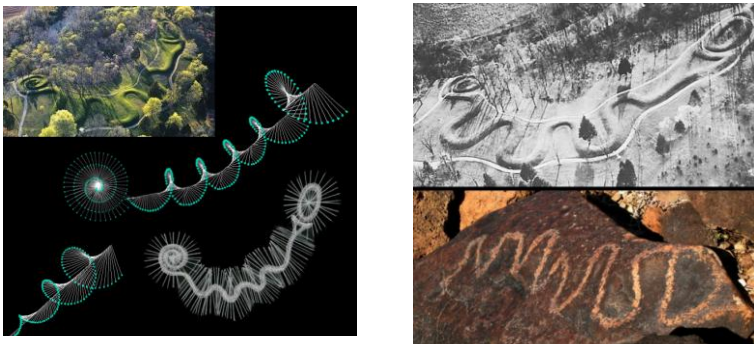




When all comes together (top right of diagram) the elements are created and in their “time cycle”.



How to produce a sine wave from a spiral





Ohio Serpent Mound at the top with a dowsing diagram by James Conley. The wavy part of the mound is the outline of the part or slice of the spiral that is exposed to the surface of the land. The spiral mound on the left side of the mound is the representation and a reminder of what is being observed. There is nothing special about Serpent Mound’s shape if you are a shaman. The colored photo below this shows the same understanding. It is from Bates Wells, Sonora Desert, Arizona.

Common sense would tell a person that in ancient days the only icons in their world would be those of the natural world. This would be a world of plants, terrain, and animal life. In those days if you saw spiralling energy how would you describe it? The snake is a perfect icon for spiralling energy. Shamans can see and feel this energy as its all around us. It comes into our reality in different sizes and angles, but it will always be in relationship to other energy structures. You do not need aliens or star constellations,

just awareness that there is more around us, than what our eyes tell us.

This is James Conley's description of the dowsing at Serpent Mound:

*"On July 25, 1998, Shakura, Bob and I journeyed to Serpent Mound, located in Adams County, Ohio. All of the previous mounds where we had dowsed were conical mounds that displayed a similar pattern of energy. Since this was the first effigy mound that we were going to dowse, I had no idea what to expect. We started at the tail, which was coiled into a tight circle, and all of us found a radial pattern focused at the center of the circle, similar to the energy pattern at the conical-shaped mounds. I counted 59 lines, all spreading out from the tip of the tail. As we proceeded along the curves that represented the body of the serpent, we started detecting lines that were perpendicular to the serpent's spine, similar to the shape of a ribcage. I counted about one line for every other step that I took. We also found a line running along the top of the curves that corresponded to the center of the serpent's spine. The other end of the effigy has an oval shaped mound. At this end, we located another radial pattern. I counted 72 lines as I walked around it. In the museum, there was a display of a serpent's skeleton arranged in the shape of the mound. I was amazed to see the similarities between the energy map I had just drawn and the skeletal structure of the serpent. Other than the radial symmetry at the head and the tail, the energy map and the skeletal structure looked identical."* - <http://members.ee.net/jconley/>

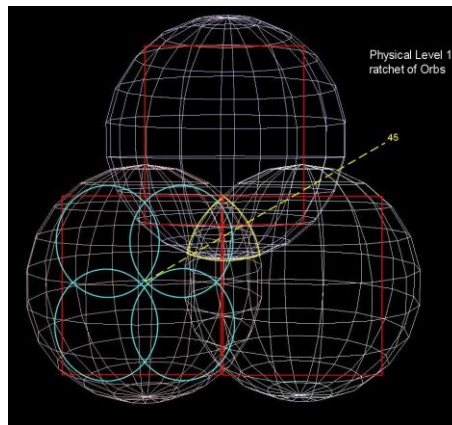


## Misconceptions of Deciphering Petroglyphs

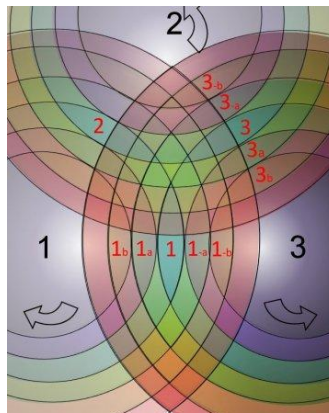
Modern minds try to understand what ancient shamanic minds have created. It is not what it always appears to be. Here are some actual glyphs created by a shaman from the 1800s. See in Appendix (page 179).

## Patches

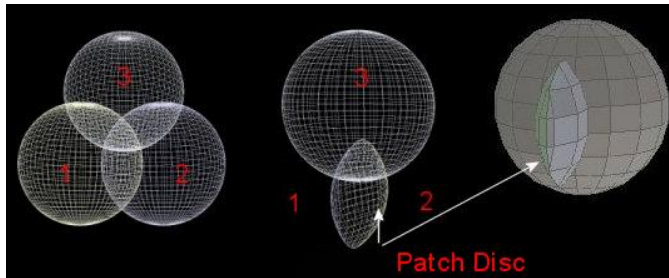
As all aspects come together, the octahedron, 45-degree flow, and the ratchet, a new structure comes into focus. This is the structure of reality and is called the “Patch”. It is similar to the main 0 – 180-axis patch but for this axis, it is along the physical electromagnetic flows of 45 degrees. As the ratchets of inner smaller spheres and outer larger spheres take place a vortex of spiraling energy is created that mimics the ribbon flow. All flowing energy is curved and incomplete it is a spiral, completed in cycle it is a sphere.



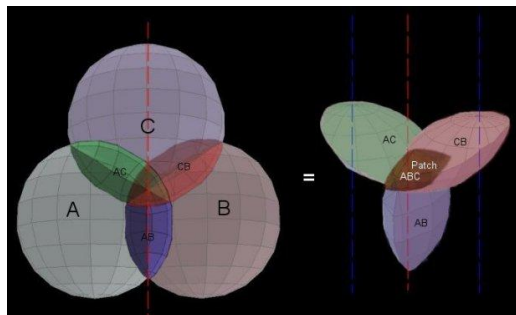
At this level, the structure becomes so complex it would be difficult to show it in its entirety. The above diagram is simply to show its position in a simplistic form. The following diagrams are presented with this simplistic format in mind, and only showing the sphere ratchet.



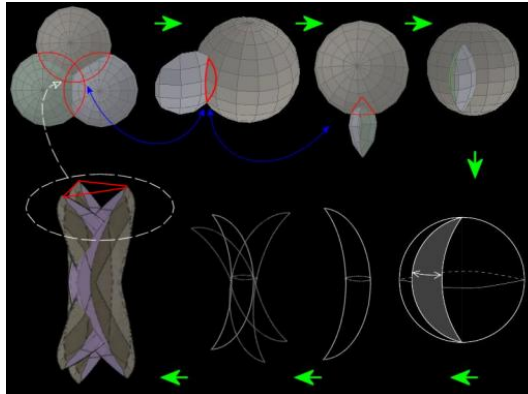
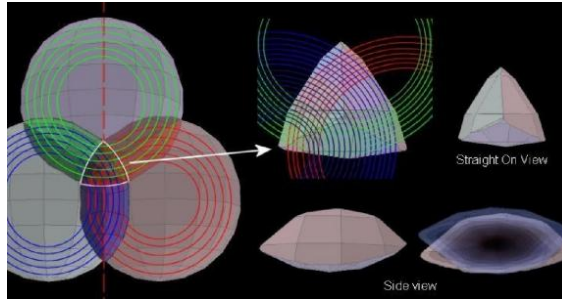
The above diagram shows three patches, each a product of individual properties from their co-creative “parent” spheres numbered 1,2, and 3. Each sphere has its own unique properties and flavour, so their combined patches will also be unique to these flavors. This means that every patch will be its own unique creation.



The overlapping area of two spheres creates a discus shape, but as seen below this changes as three spheres interact.

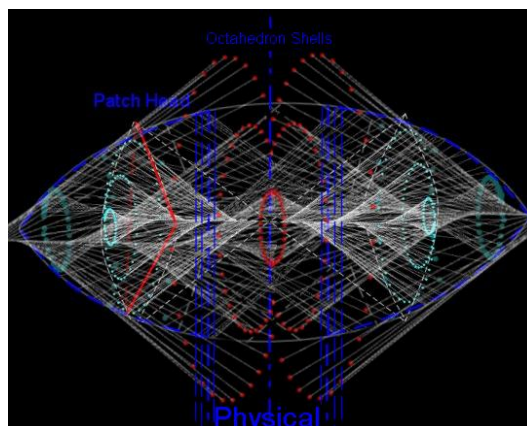


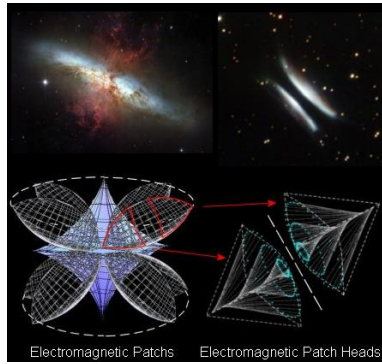
In the above diagram the interlocking spheres have been eliminated to show that the patches are disc shaped. In this diagram all three patches (discs) have a common shared area at the center called a Patch Head. It is within this patch head that realities take place. There is also one at each end of the disc patches.



In the above diagram the red triangle shows the beginning of three-dimensional geometry, which continues down into the patch with all the “sacred geometries” that are required to create a physical reality.

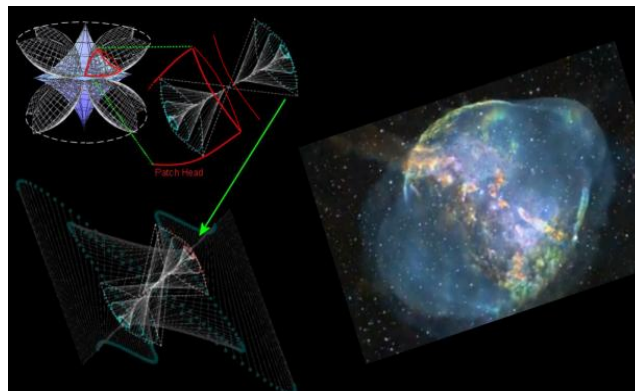
The spiralling ribbons of energy create complex patterns that start with grid squares to diamond shapes and all the way down into complex grids like the dodecahedron.





Star Bust Galaxy and Gomez's Hamburger, the center edges of a patch tube

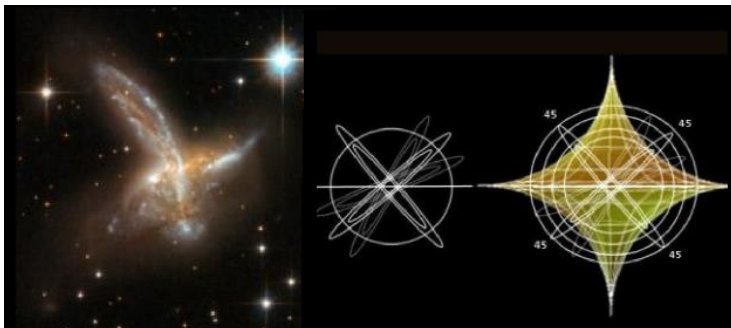
The patch shown above shows the Octahedron Shells creating the horizons of the physical. The Patch Heads spirals into these layers creating different densities of the physical. That is until they enter too deep into the horizons and physical manifestation is not possible.



Dumbbell Nebula

The Patch is divided into three parts with opposite flowing energy at each end or head and a center band of graduated bands of "balanced" energy.





Centaurus A – a galaxy that shows its true patch shape with picture to the right showing its shells.

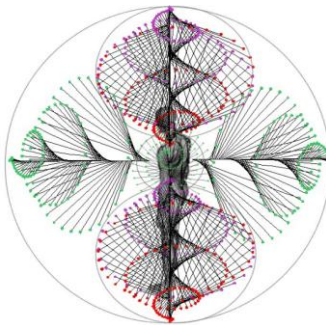
For more astronomical objects see Appendix (page 188).



## Angles

As the patch's inner ribbons of energy cross one another they create geometries of energy (strings). These geometric patterns are the foundation of the physical. As mentioned, the structures are a product of consciousness from all levels. As this geometric pattern ratchets down into complexity it follows that the level of consciousness also matches in complexity. As these vibrational patterns reach the physical level they still must maintain a continued flow from their source power (source connections).

The most complex conscious forms within Earth's realities are humans. To support the nonphysical consciousness that connects and maintains the human body a steady flow of conscious energy must be maintained. This flow is also in a spiral pattern.



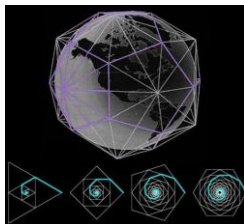
Consciousness lies outside the physical body while it is the brain and other organs that maintain the interpretive desires from this nonphysical source.

Consciousness creates the physical. There is no exception to this. Physical does not nor will it ever create consciousness. Even if humans were to create a "life form" it will not maintain its form without a steady injection of human conscious energy. In other words it is not a life form but a projection of a human desire. Humans have the ability to create anything as long as the

conscious energy is maintained. The creational energy duration is also dependent on the alignment to the universal structure and higher levels of consciousness.

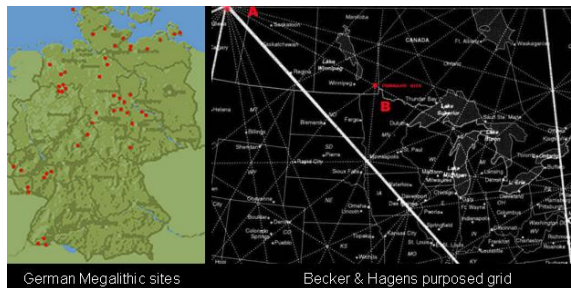
This also applies to certain areas of our planet. All along the surface are areas or geographical spots that have more efficient abilities in connecting to the universal source. Through these connections some spots can arrest time creational abilities while others speeded up the physical ability to create. This is not a random choice of alignments to source energy flows. They are a result of different nonphysical geometric grids that are part of the patch. It all starts at the reality level of the planet and its co-creative abilities to maintain other forms of conscious desires.

Did you know that that almost 90% of the world's population lives in the northern hemisphere? In addition that half of all Earthlings reside north of 27 degree N. of the equator, and with the average human living at 24 degrees from the equator – either north or south. With the earth's tilt that produces  $24 + 23.5 = 47.5$  degrees.



These areas can be plotted out as they have specific geometric patterns that are products of the inner weaving of patch ribbons. Each geometric pattern will have its own harmonic framework, its frequency, which is not that much different from patterns seen in the Jenny's Cymatics. Over time shamans began to recognize key junctions in these patterns and marked the spots as being sacred sites (energetic portals). Unfortunately, today recognition of these special spots on the planet's surface has not furnished any understanding of how or why they are so powerful.

Ancient shamans understood how and why these spots were created for they researched the information much in the same way I have, through connections to the nonphysical realms. They understood the relationship between the universe and how its supportive foundations and structures could be used to enhance efficiency in their work and desires. Along with this knowledge is the understanding of how placement or location is one of the prime ingredients. (These earth spots are the bridge between desire and fulfilment.)



In the left map above, German Megalithic sites have been plotted out and because of this it is easy to recognize order and alignments. One can plot these out without much analyzing. On the right side is the Becker & Hagens purposed grid map. This map has some accuracy for some of the ancient sites but does not allow for individual time periods or the overlapping of these shamanic periods. Junction points (crossings) can also be off to the side of specific sites due to placement in time (during different time periods of development). The sites would have been chosen with the alignments of the grids of the day. Unfortunately grids migrate, like all structural components they are in motion. Once the grid migrated off to the side the site would start to lose its ability. This would results in the site being abandoned or reconstructed to a new position. A site 1000 years later than its neighbour will not align to this Becker/Hagens map. To finish a map like this would be a major undertaking as one would have to know the ages and the intents of the energy that were being connected to. There are also different geometric grids involved here. The map above is based on

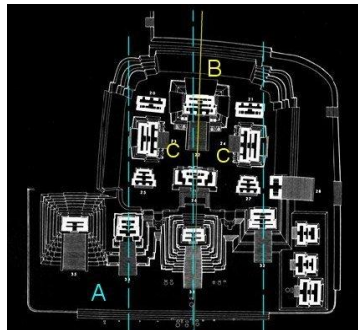
the Pentagon shape. There are many grids from Octahedron grids (diamond) all the way to Dodecahedron (Six side slices). Each of these geometric grids will have their own vibrational level and energy flavour. They are not connected but do support one another the same way notes in music support an octave. Each one shares a part of the entire structure of nonphysical, semi physical to physical. (In the above map the two red dots are “A” - Majorville and “B” - Tie Creek.)

How the sites work is extremely complicated and it would take the resources of a very knowledgeable shaman. Once the site was built, all could have benefited from its properties. Unfortunately once the original designer was gone, the site more than likely fell victim to those that were unfamiliar with the design or purpose. With processional shift and different needs being utilized for the cultural, a whole new design would be created.

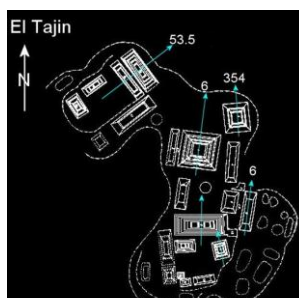
People who study the sites have observed that around the world there are common angular positions or directions that the sites would be aligned to. Also noted was that a group of sites on one side of the planet would be aligned in the same angular direction as a completely different site, on the other side of the globe. Both groups of sites could not be visually seeing the same star or planet configuration regardless of the time of day. How then could this be possibly be related to individual constellations or an astronomical point? They can't but there are another reason for alignments in common directions. Some of the common directions noted around the world are; 12 to 19.5 degrees, 52 to 54.5, and 110 to 135 degrees. In the Manitoba Whiteshell area, archeologists have for years noticed that the ancient Petroforms (rock mosaics) were aligned at 53.5 degrees. It puzzled them as they scrambled to relate it to something. The sun, moon, and stars had to be the answer, but there was never any valid association found.

In other places the researchers noticed very accurate planning of the city structures with puzzling twisted or out of pattern buildings. Why would a supremely superior “alignment” culture like the Maya

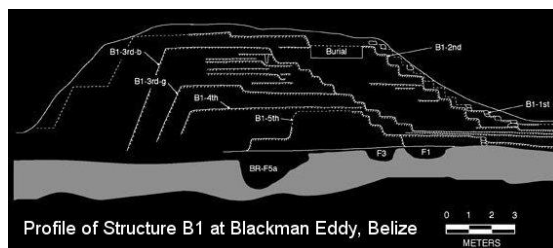
have such scattered pyramids in a complex? Below is an example of this advanced civilization purposely building on a slant to the other structures on the site. One has only to look at the statistics of the main pyramid at Chichen Itza to see how incredibly accurate the Maya could get with their alignments and measurements.



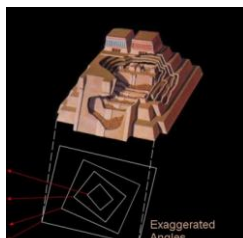
The above diagram shows a small part of the temple complex at Tikal. There is no mistake taking place here. Lower pyramids (A) are in line with north but as you can see the (C) and (B) complex is straying to the east. The reason for the misalignment of pyramids was due to time and the Precession of the Equinox, the tilt of the earth through its 26,000-year cycle. We are presently in the Piscean Age. This is determined by locating the sun's position in the zodiac at the exact moment of the Vernal (Spring) Equinox. Every 72 years the sun "backs up" approximately one (1) degree. An Astrological Age is the amount of time it takes for the sun to move "backwards" throughout one astrological sign or  $72 \text{ years} \times 30 \text{ degrees} = 2,160 \text{ years}$  which is the length of an astrological age. Three thousand years ago, on the Vernal Equinox the sun was in the sign of Aries. This would put it in the great Egyptian Empire days.



It was been known for years that the Mayan pyramids have older existing ones below them. In fact there are as many as thirteen smaller pyramids identified under the one at Blackman Eddy, in Belize. As noted by the archaeologists; the pyramid was taken apart layer by layer, revealing thirteen building phases. "As we dug through the layers of the pyramid, we hit 800 B.C. and kept on going down to about 1100 B.C., where we were finding settled agricultural peoples making sophisticated pottery," Below is a cross section of this pyramid.



Unfortunately they don't make mention of, or did not look for the evidence, of why they might have to rebuild in the first place. If the original pyramid was built to connect to the energy direction of choice then the earth procession would change in 72 years so the angle would be off. If it took 20 years (the period of reign) to build a larger pyramid over the older one to adjust to the new angle then it would explain why they built a new pyramid every 52 years. It would also coincide with their calendar because the connection with the Almanac year cycled back to its original start every 52 solar years. Therefore, the dates on the Calendar Round are fixed with a never-ending cycle of 52 years. With this thought in mind I would even question if modern researchers have misdiagnosed the Mayan calendar as being a Mayan "Vastu Vidya compass" instead.




Due to alignment issues there was always a choice of just building a new pyramid. This would explain why even the smaller cities would need so many pyramids. The advantage for a smaller community would be less building material and labor required when just starting new. There would become a certain size that building over the old pyramid would be just too extensive to be worth it. It should also be noted that pyramid ages could be calculated by their angle, in correspondence with the 26,000-year precession.

For more reading on this subject I have some pieces from my old website that can be downloaded as a PDF file. I did this work many years ago and like everything in life I have learnt a lot since that time. PDF file of 137 pages.

<https://www.dmt-nexus.me/doc/Ancient%20Secrets.pdf>

When it comes to these power points on the earth's surface I will not show what can be accomplished or what angles are the most productive or powerful. This is because in the wrong hands some could take advantage of this power and use it over others. Another reason is that this information is very specific to individuals and their levels of awareness. A person may think they are working in a sacred site for a certain corporeal desire without realizing that their higher aspects have another agenda at heart. This can lead to confusion or the conclusion, from an intellectual level, creating disappointment that one does not see the results that were expected. There are also times that energetic results can be so subtle that association to the site is not recognized. This is because the connection and the follow up work was accomplished from higher vibratory levels, and more than likely having their effects many days after the visit to the site.



Last page: Carnac, France

Without full awareness working with sacred sites can result in uncomfortable expressions. Part of this is the lack of realization of the site's specific powers or abilities. No two sites are the same and no site will have the abilities or strengths of a site that may be only a few yards away from its location. Each site is specific to its angular connections and to what prior work was performed there. The expressions of work performed at a sacred site will still be there as an overlay energy. An example of this is entering a sacred site that was used and designed to research sacred geometry with intentions of personal growth. The results would probably not be as productive as one wanted. With this in mind it would be more productive to find a healing site. This is the biggest mystery of the ancient sites. One must know what work the site was intended for, then with knowing the vortex's abilities, decide if that is of interest.

An example of this misguided focus is currently taking place in Manitoba, Canada. Here native prison inmates are being taken to the sacred site of Tie Creek for healing purposes. Not to mention all the damage being done to the site's energy, there are deeper levels involved here that may not accomplish what was intended. If you are from Manitoba and are currently involved with this project here is some information for you to consider. This information applies to all sacred sites that are placed over vortex spots. This is the basic outline of how these areas affect different personality types.



The ten-acre sacred site called Tie Creek, I was told it is 8,000 years old.



If your style is highly intense and you think in vivid mental emotional images, these will be swiftly formed into physical events. If you are also of a highly pessimistic nature, given to thoughts and feelings of potential disaster, then these thoughts will be quite faithfully reproduced in experience. The more intense your imagination and inner experience, therefore, the more important it is that you realize the methods by which this inner experience becomes physically real. Your thoughts and emotions begin their journey into physical actualization at the moment of conception. If you are a negative orientated person that happens to live in or visit a vortex area where the coordinate environment is strong, then it will seem that you are deluged by illnesses or disasters. That is to say if these are the nature of your thoughts, because all thought is so fertile in this environment.

On the other hand, if your feelings and subjective experience are fairly well balanced, fairly optimistic and creative in a constructive manner, then it will seem to you that you have been blessed with unusual luck, for your pleasant suppositions will come to pass so quickly. This is why these areas are called "intense areas" or "power spots". They literally intensify creation by speeding up (in our perception) what we are capable of on an intellectual, emotional, and physic level.

One of the largest earth vortexes can be found in the Middle East. That is why we see on the news so much movement and discord in that region. The hatred and distrust goes back thousands of years. The intensity of the area will accelerate this hatred and mistrust because of the intense energy of the area. This energy source is neutral (as all are) in nature but will co-create with the emotions of the residents. Because of the productive nature of the area, the only way out of this present situation is to convert the respondents to a balanced state of love and trust.


One more thing to consider about Tie Creek is its alien connection. This site is still an active spot and one can cross paths with them even today. I have photographed their transportation system and

have a friend that has witnessed five of them on the ground in daylight hours. I'm not trying to deprive the inmates of sacred site experience but the Bannock Point Petroforms Site would be a better choice, as it is a healing center, past and present.

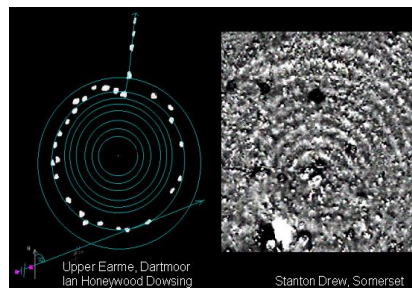


Tie Creek UFO – note the distortion at the tree. One of the Bannock Point formations.

Each ancient sacred site (regardless if it is the same culture) will have its own energy design. This will be a design set up by the originators of the site. Over time other shamans with slightly different intentions and desires will more than likely try to redesign the site to their purpose. This added energy work along with the originators energy will still be there, regardless of the time duration. The problem comes in interpreting the site in modern time frames. Most large sites will be a compilation of different designs or modifications. Regardless the site's abilities, which would be geographic position and relevance to universal structure, the energy will always be there and with all its variants, layered throughout the site. Also over time new shamans came and went adding or subtracting physical elements and thus changing some of the site's original focuses. Each shaman will have their own agenda, desires, and abilities. These past individualities are always recorded in the background energy profile of a site. This is why novices without complete balance or an understanding can be drawn into different energetic purposes that were never part of their, or the vortex's flavour.



The above picture is a scientific study, of the ancient site called Stanton Drew in Somerset, England using magnetometry. The study using a Caesium gradiometer recorded these inner circles as magnetic anomalies. Energy at these sites can overlap into recognizable spectral fields of energy. In the above case the instrument was designed to detect magnetic anomalies. At ancient sites you can also use instruments that scan energy in the Scalar energy bands. In truth instruments are only useful in measuring the level of reality in which they themselves exist. Below and to the left is a Dowsing diagram of the energy that the late Ian Honeywood found independently of any scientific results (right side diagram). Comparing the two, it is obvious that this is the same energy.



<http://www.stonehenge-avebury.net/stantondrew/StantonDrew.html>



No stranger to this energy pattern, in 1958 the Stanton Drew spiraling energy was also recorded by Guy Underwood's dowsing. In other sites, 5000 years before that, megalithic shamans were recording the energy patterns on stone (above, to the right Gavrinis, France). These patterns are the energy of the ribbon spiral and more advanced understandings called Patches.

Shamans were drawn to these spots for their ability to enhance the work that needed to be done. This work included a wide range of needs and desires from healing work, dimensional traveling, and social needs like hunting and protection.

The sacred site designs were all about the angles, that is of one's position in the greater universal structure. If there is any correlation to celestial objects, a distant mountain, or whatever, it is simply a coincident in direction. The fact that some celestial objects coincide with different universal positions only provides more evidence of this structural pattern. No star or galaxy is in a haphazard position of random chaos.

There are many that would have us believe that the universe is nothing more than an exploded mess of cosmic matter, but nothing could be farther from the truth. Everything has its position, in relevance to all that exists and within the universe's structural design. Associated celestial objects at primary sacred sites do not have a purpose other than being signposts, a way coordinate to remember the proper angles or conduits of energy. The sun and stars became icons and as thousands of years past the original understandings were rendered down to just the stars and sun as being special. It took many generations to erode this knowledge down to a level where the succeeding groups only retained the special nature of sun and some star's position.

At this point in history the sites lost their usefulness to most and took on positions of social gathering places or graveyards for love ones. For the last two thousand years any information gleamed from these sites would have this focus and would have nothing in


common with the originators of the site. Today, finding a grave at a sacred site is typically announced as being the purpose for the site, as it is a convenient explanation for a complex purpose.

In ancient days worshipping a sun or star position at certain times of the year would give one the proper angle for ones desires, regardless if they are aware of the process. Along with this, knowing the position of sunrise or a certain stars during the year can determine other desired angles of the universal structure.



Knowth site, Ireland

Even after finding a power spot and having the knowledge to connect to the proper elements it was not as easy as we think today. Without compasses or charts the ancients would first have needed to find north, as this would give them all the other angles needed. They did this by first hammering a wooden stake (called a gnomon) into the ground (see above diagram). A circle was then drawn around it, using a piece of string twice the length of the height of the gnomon. Where the shadow of the gnomon touches the circle at sunrise and sunset marked the east and west directions. (See the reason why sunrise and sunset became icons.) Two large circles were then drawn using these intersecting points as their centers. These were called the “head and the tail of the fish”, indicating true north and south. The intermediate directions were located by drawing four large circles using primary compass points as their centers and where the circles overlap indicated the exact compass points, as in the above diagram.



A Petroform from the Manitoban Whiteshell area call Bannock Point. (Not a reliable position, as many Petroforms at Bannock Point were moved to be closer to a tourist observation tower.)

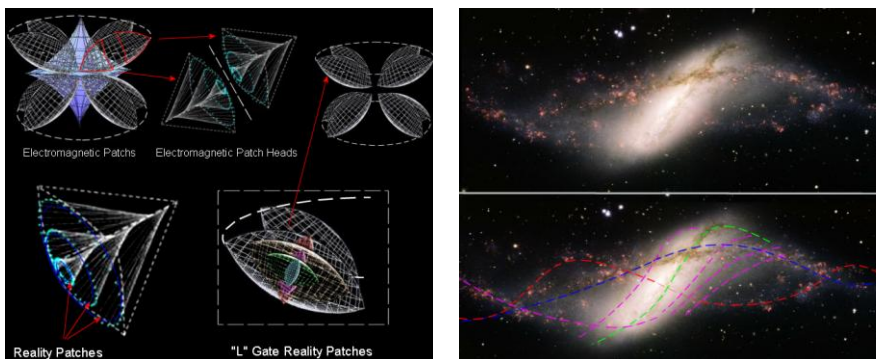
Sacred site usage is about realities and creating within them, as well as visiting and downloading from nonphysical ones. Each site had its designed purpose and this varied as much as the culture and individual shaman that was involved. Connecting to ancestors, aliens, and angelic worlds, the process is greatly enhanced with a proper energy shrine in a sacred site (For more information on shrine understandings and designs see this website). Each structure in stone would facilitate this desire through its ability to focus desired energy from the proper angles of the universal structure. In fact just the physical laying of stones into the proper angular position is a “grounding of desire”, in the energetic system of a vortex or portal.



On the left - A three dimensional connector called Al-Jou, Sakkaka, Saudi Arabia.

On the right Bryn Cader Faner, Gwynedd, Wales

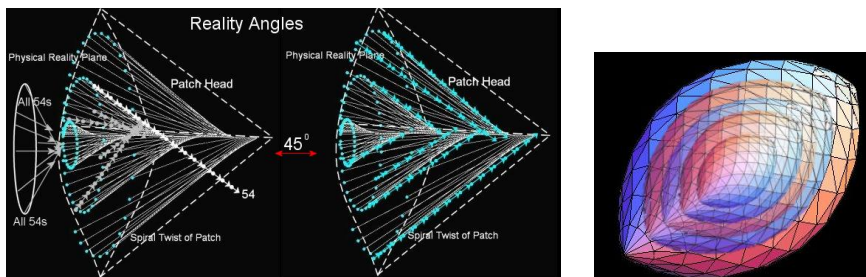
Although the 0-180 has core patches, what we are interested in this chapter are the patches created along the 45-degree angle (Electromagnetic Patch). As the octahedron shells intersect (crosses) the electromagnetic line a secondary patch system is created called the Reality Patch. This patch overlies the physical structures as elements, time, and space unfold to create realities for consciousness. In the diagram below I have shown the schematic of part of this creation.



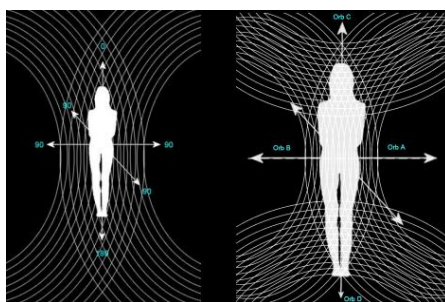
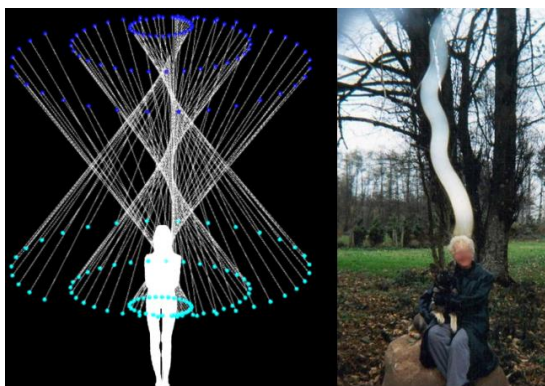
Polar Ring Galaxy

Below (on the next page) is a simplistic diagram showing one layer of spiraling ribbon energy of a Patch Head. As you can see, each ribbon “cycle” will have its own specific canted angle. This angle connects to larger and smaller structures giving it a unique flavour or connection into the entire gamut of energetic possibilities. In other words to isolate specific energies a shaman has two choices. One would be to intuitively choose body positions with the proper body language (mudras and direction) or with knowledge, enhance the sites abilities through stone arrangements (focusing lens). Now, if one were to use both together then the effectiveness would be magnified immensely.





Energy spirals into our reality, with the pitch and direction of the spirals determining the type of energy involved. In the simplistic diagram below only a small amount of spirals are shown. The diagram is simply a visual demonstration of spiraling energy going up and down. (picture below, to the right from Orb page of website)



The Aura around our body is a structure that comes from the patch system.





### Ancient body positions and the energy that is felt.

Many people practise meditation using body positions called mudras. Mudras are unique body positions usually involving gestures with hands, fingers, and arms. Extending this to the rest of the body it is known as Yoga and Tai Chi. They all work by connecting the exercise to specific energy angles. Unfortunately half of the benefits and usefulness of the experience has been lost in history. Randomly doing yoga or a mudra without being conscious of the directions or what energies are being connected to is inefficient and sometimes a waste of effort. As one knows in a yoga position, proper body alignment is crucial, so too is the proper alignment to sources energies. Full efficiency of any posture is never gained without this complete and full alignment.

This applies to whether one is in a vortex area or not. Mudras can be extremely powerful, if used with the proper angles associated with the universal structure. Every position that a body operates in throughout the day connects its vitality or life support to its energy sources. The energy of one's higher consciousness runs through thousands of energy strings that originate and are facilitated by the universal structure. As described above all energy in the universe runs along specific angles and structures. This includes the designer itself, consciousness. Facing the proper direction and utilising the appropriate mudras or yogic positions will bring quickness and efficiency in strength to the exercise and desires. Each angle in a mudra or yogic stances is specific in energy that the body is taking in. This is why most of the mudras and yogic positions need revamping with enhanced awareness of directions that one should be facing. The reason I bring this topic up is

because shamans at ancient sites were aware of this and applied these understandings to their ceremonies and work.



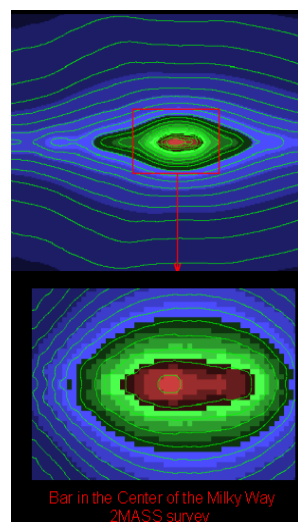
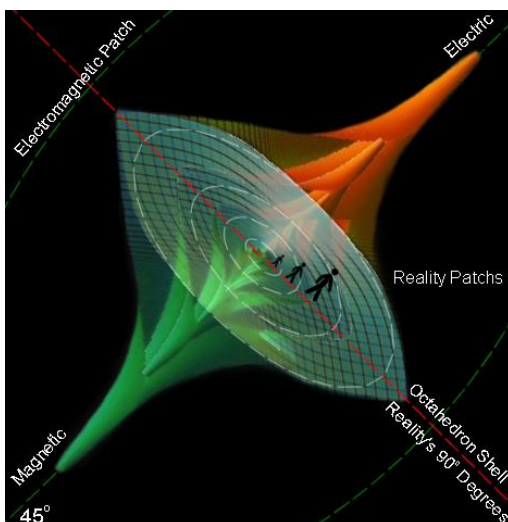
I believe ancient shamanic groups not only discovered this but also understood the significance of it. This came about during their work at sacred sites (vortex areas). The main advantage in a vortex area is the timeless aspect of it. These spots have direct connections to multi dimensional aspects and shortcut the time required to witness the results. With this realization structures were built to harness and focus the energy much like a magnifying glass focuses light.

A quick explanation of how this works starts with the lattice's null energy (static background) is balanced so close to zero that it could be said that it is at a zero energy state. Each individual harmonic cube/cell has a tremendous amount of power, but this power is balanced out by an opposite polarity cube/cell beside it. This balance of power between adjacent cells nulls out the apparent potential, so that it appears invisible to us. In all parts of the structure the balance is achieved from opposite flows of the same "strength". Therefore, the energy appears to be zero. It's when the lattice is deliberately unbalanced that you really get to see the

power. It takes very little to unbalance the null or balance to produce a tremendous amount of free energy. These opposite energy "attributes" that create the null are polarized energies. They are almost mirror images of one another, and they together create a quiet zero null. This is part of the balance of the universe and is everywhere including here on Earth. To physically release this background energy from the lattice one needs manipulating plasma with a combination of magnetics. I will show more of this in the future.

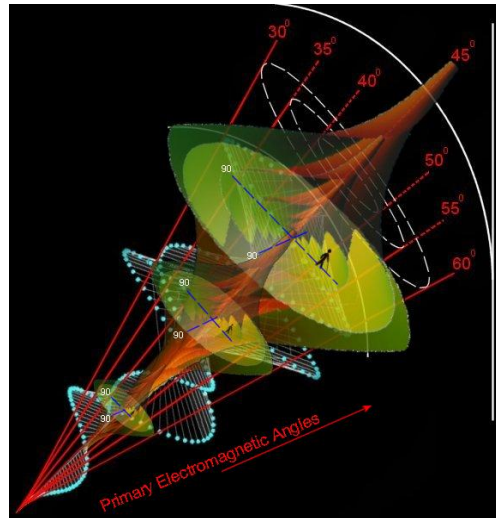
As cultures shifted (see website, Page 2 on Olmecs) and the importance of the sites became neglected. People only remembered the "ritual positions" and recoded them in sculptures and paintings with the focus being on the body's position and not its position within the relevance to the Universal Structure. Fragments of this can still be seen in religions of the world where people are taught to face a certain direction to pray.

For more on this subject see page 6 Cache Blades on website. Also a good read in some ancient body positions see; Ecstatic Body Positions by Belinda Gore ISBN 1-879181-22-3.

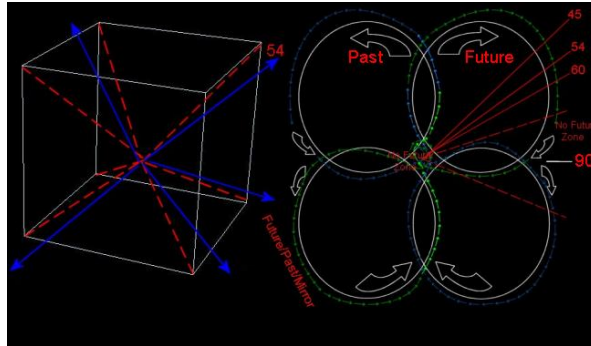


To the right: Infra-red images of Milky Way

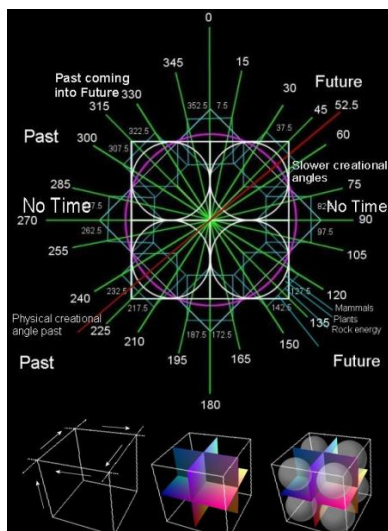
Patch reality is the same as a physical galactic creation. The difference is the realities overlap the galaxies with their shells and ribbon energies, all this within the electromagnetic patch structure of the 45-degree axis.



I am trying not to get carried away with all the many individual aspects involved here but positions, directions (angles) and so on are still under the direction of consciousness, regardless of the awareness level of a person. All mudras, yogic positions, dance, and so on are never at their best without desire and conscious intent. Intuitively many just know what direction needs facing, but as an example, in a yoga class, the room and teacher usually dictate the direction for the students. The work is still being accomplished as the energy always flows. It is the effectiveness and strength in time-framed experience that suffers (more on this later in the Time Chapters).




The diagrams above and below are the basics to how consciousness connects directly to time cycles of creation. Consciousness has no limits and thus when dealing with what angle will produce the best and quickness (time/space) results it is accessed automatically as we would not exist very long without this connection. At this level all desires in the present time match up by their appropriate positions in the structure. It is the position in one's sphere that is as relevant as the position of the sphere itself in the overall structure. Past, future, and present all become relevant to where the perception of consciousness is focused or drawing its energy from.




## Schematic of conscious time


We cannot exist without the 50 – 55 degree angle of supportive energy. We also cannot maintain this existence without past and future angles as anchors in our reality. – more in the Time chapters.



Ratcheting spheres and octahedrons, viewed from above.



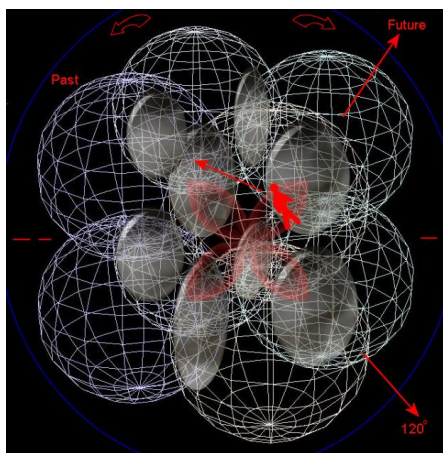
La Estrella formation, part of the Nazca Lines of Peru. Created by a very advanced group of shamans. I was told that the oldest and most advanced shamanic groups working in the Nazca Line area (and other areas around the world) were the creators of the geometric designs. The animal designs we see today are much more modern in construction, as structural knowledge was lost by then. [http://www.world-mysteries.com/mpl\\_1\\_2.htm](http://www.world-mysteries.com/mpl_1_2.htm)



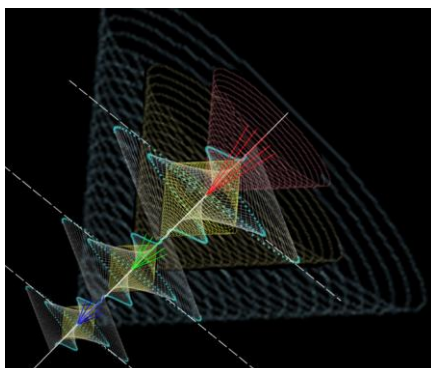
Nazca Lines, the oldest are the collectors in geometric form with animal symbolism being added by latter shamans. The one on the top right is the same intent as Tie Creek, a dimensional portal.

In ones physical reality the present becomes cemented into existence, as it reflects on the physical patch in which it resides. Consciousness does not reside in the physical and thus comes under the influence of the larger sphere structures of the nonphysical. So creating in the physical comes under this energetic flow to maintain its level. Creating with consciousness into the past or future is a connection to the larger sphere of one's patch, as seen in the diagram below.



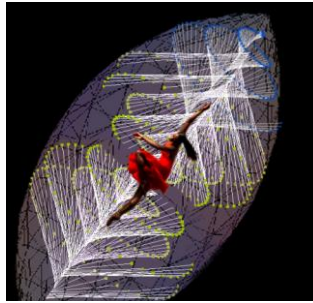


Creating in the physical are the connections within and outward to the energies that form the reality patch. Connecting to ones power in the present physical would then be a connection to approximately 50 - 54 degrees. Connection to realities outside ones patch would be connecting to different angles that borders or exits our patch's angular structure. An example of this would be the 130-degree patch (130 – 160). This reality connects to the elemental worlds and down into the deepest levels (Dorajuadoik level) as one approaches the axis of 180 degrees.

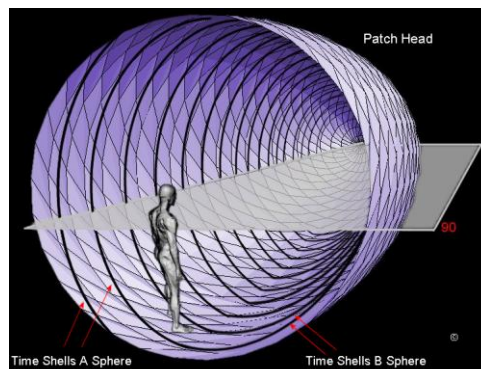


The energy is spiralling so angles continue to have relevance, no matter what dimension they are in and which of the 8 45-degree position occupied in the cube.


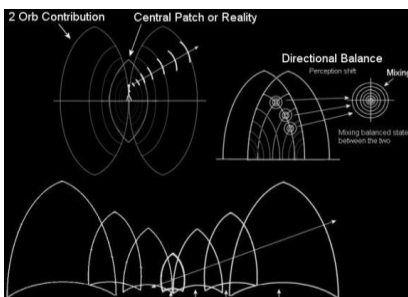




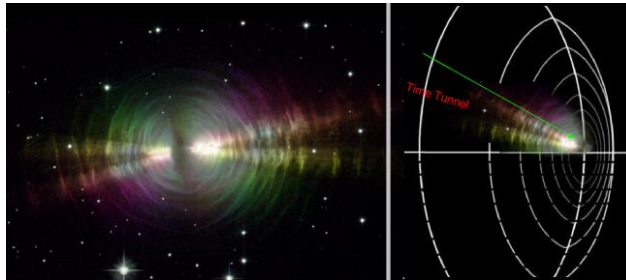

We connect to the angles of support to maintain our physical bodies and all its movements. The physical expression is maintained by the patch geometric energies, while consciousness is orientated toward the greater sphere level. Conscious or spiritual energy is achieved through all the 360 degree sphere angles, but human present time requires most of its energy via the 50 – 55 degree spiral angle of the patch.



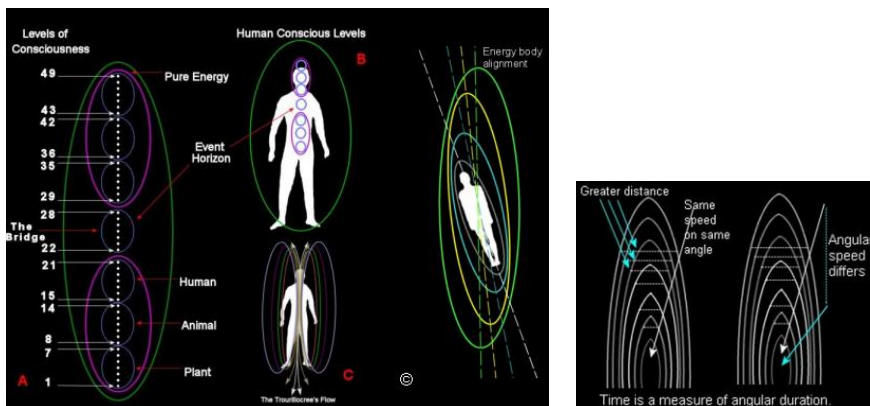
View from inside the Reality Patch



Patch cycle crossovers.



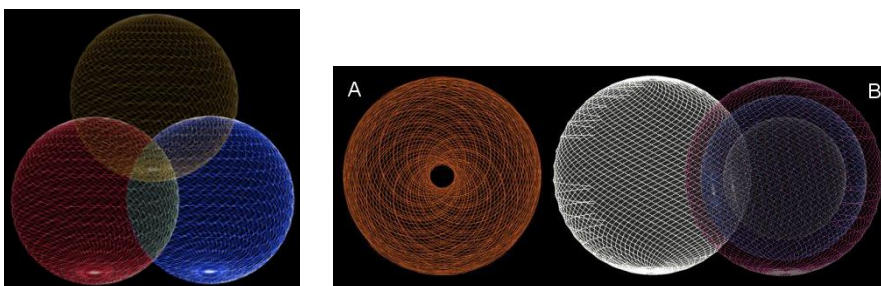
I was told that the Egg nebula is a true time tunnel or patch core.  
On the right is its position the patch.



A little off topic for this book but interesting is a schematic of the human body's patch levels. The left diagram levels are based on the Munro Institute's dimensional scale. This scale is divided into physical levels up to nonphysical (Soul Group).

## Perception Angles and Time

One of the most important aspect of sacred sites are their ability to transcend time and space. The “veils” of time and space in these special areas are very thin because geometries compacted very close together. This chapter is a brief look at what is going on and how it fits into the Universal Structure and ancient sites. This is important if you are designing a site as it needs these specific connections. As you know the spheres are a composite of moving energies and flow patterns are created by the structure itself. As described in the earlier chapters the axis and horizontal flows divide the sphere into its pattern of flow. On the outer perimeters of a sphere this flow becomes a multi-shelled flow of opposite helixes (known as strings) which position themselves as ribbons, but in separate layers. When I Remote Viewed this surface structure it reminded me of a ball of twine with one string beside another, wrapping the surface in pattern to maintain the ball's integrity.

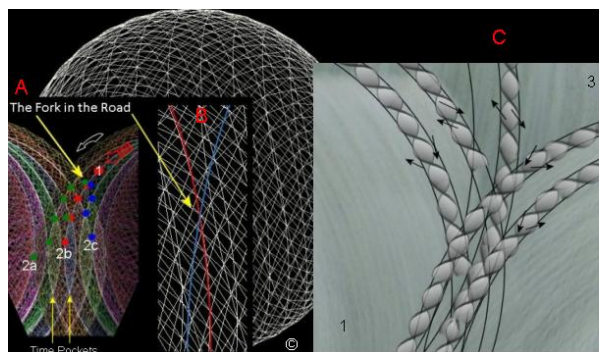


In the above picture I show a simplified version of these sphere strings. (Remember the sphere is divided into 6 areas of main energy flows, so these examples do not show the portals of 0 – 180 and the 90s. Although the inner patch system appears isolated the energy of the main sphere will influence the inner patch system and inner 8 pack of smaller spheres. This influence is felt in the physical patch as time. The cycles of time are the periods that energy needs

to cycle around the sphere itself and as said prior; the outer shell has many layers, and each will have their own cycle.

As the spheres ratchet down into the next layer of spheres these shells of strings come into contact with their “peer” strings on the bottom spheres. I have been told that time is measured along these outer flowing shell levels. As the outer aspects of strings from one sphere cross the adjacent sphere’s strings a difference in harmonics creates a “comparison interaction”, (that is measurable from the last crossing cycle). This interaction is felt again (in comparison) after the individual string completes its cycle around the sphere. Each time a cycle is completed the crossing of strings create a shift that is referred to as a “fork in the road”, of time (see diagram below). Following the red dot (#1 in section “A”), it travels (duration time) until it confronts a new shell edge. The harmonic crossing of the shell string’s interference creates a shift in the path, and this results in a new route or string path.

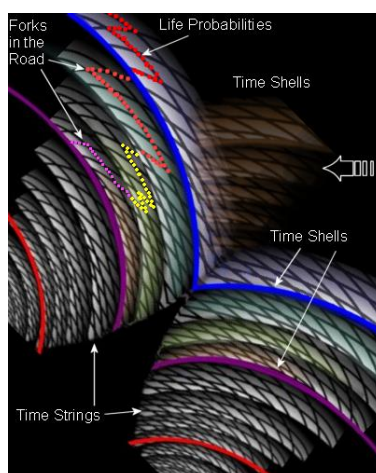
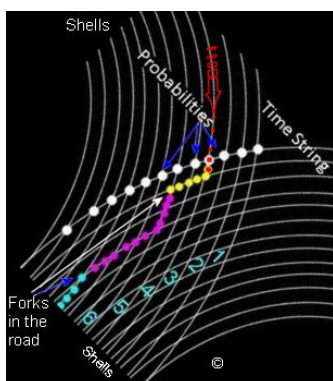
We witness these cycles throughout our lives, that is as long as we are aware enough and spiritually growing. Human lifetimes are a composition of one fork after another, and all in a cyclic fashion. These cycles are at different rates and on different levels from larger cycles being one to seven years and smaller daily ones only a few hours long. Some are seamless and go unnoticed with others are very loud.




The energy must travel through its course as it completes a cycle around sphere’s circumference (shown above with the red and blue

lines “B”). These energy strings are also “time strings” of consciousness that end after the cycle is finished. They end as the string flow shifts into the next harmonic stage (a string beside them, in the ribbon “C”). Each string in a ribbon is adjacent to one that is lower or higher in vibrational rate and continues in this harmonic scale throughout the ribbon.

This could be compared to how a train shifts onto another track. The new cycle, of the same energy movement, now travels around and through the sphere to complete its cycle (sphere #1, 2, 3 in “C” above). This new cycle will be a different vibratory level than the prior one. It could be higher or lower in vibration, all depending of the direction taken within the main structure. This system works on all levels of consciousness and its creations including our lives, past and present. To rewind this path and go back into one’s lifetime would be impossible, for journeying back into the string’s path would or could switch you into a new past reality. This could even be a past reality you never lived, but it is within you capacity, and thus part of you. If this was outside your present awareness you would never know if you did live it, or whether it was even a probability in your couscous level, at that time. Going back in time would be a generality and would be more accurate viewed from larger earth cycles. These switches in time are known as “Forks in the Road”.



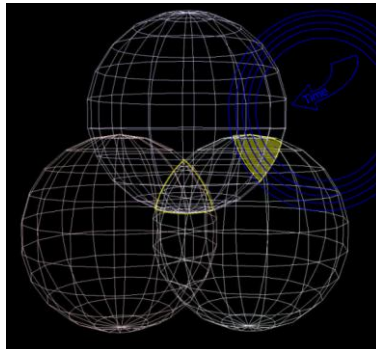
You can see how this journey would be a stretch, for this reality is based on others that are here with you now and with their realities (their journeys) linked to your present experience. Going back into earth's history would be going back into other's co-creations, but at what level and with which ones. To go back into earth's past would be an adventure into different spiritual sources and their levels. This would be equivalent to entering any unknown reality anywhere!



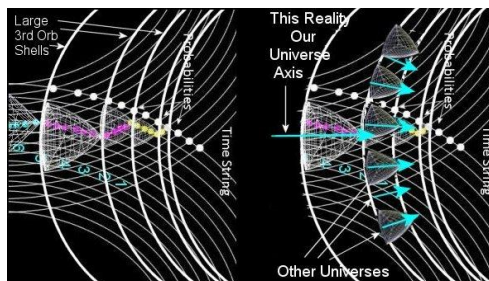
In one of my Remote Viewing sessions I asked what time looks like. This is what I was shown. Three orb surfaces with crossing strings of energy meeting and intermixing, the same as one would see three waterfalls merging together.

As you recall, the ratcheting of the spheres create movement in a basically static structured background of harmonic energy. Larger spheres influence smaller ones but they in turn influence the larger one as it is the supporting structure for this larger one. Each influences the other as all is connected. Below are a couple of diagrams demonstrating this. The sphere ratcheting in (from the right side in this example) brings with it its different harmonic levels of shells. As each shell and its layers rotate into the patch head (in yellow) it influences the reality inside this patch. Each shell and its layers introduce a time wave or shift in time cycle. This introduction comes from a larger aspect of the structure and thus a different level of conscious vibration.



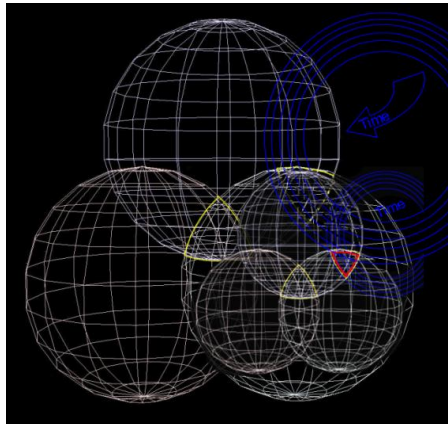


It gets very complicated when you start shifting into different levels of realities and trying to maintain certain time cycles. Above are some examples of this complexity. These are diagrams that I was shown and are presented here only for your contemplation.

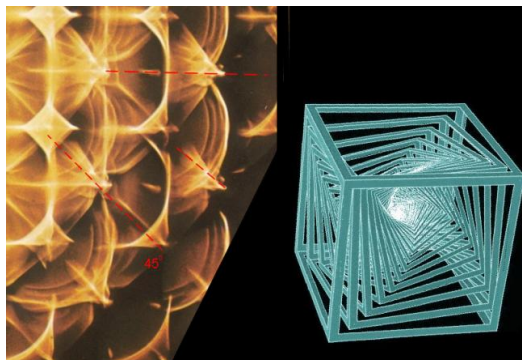


In some ways the cycle has no end or beginning as time travels in both directions and our senses can only detect forward flow as the backward flow cancels out the forward one. The diagram below shows how time cycles are introduced into a reality (diagram is a two-dimensional slice). The sphere ratcheting down into a smaller 8 pack spheres show how a larger cycle of time affects these smaller sphere cycles. In this basic diagram a patch head (shown in red) is being influenced by two different sized time cycles. These are shown flowing in opposite directions, as they are dual energy flows themselves. Filtering the experience of which flow was relevant to an observer would be a simple matter of which direction they themselves are flowing. If the energy “half” of the time cycle is flowing up into higher harmonics then these people would be following this experiential evolution. If on the other hand the

conscious desire was to ground into the lower harmonics, then that would be the filter system and one's direction. The cycling aspect of larger cycle rotating through the smaller sphere would appear to a person in the physical as being slower or a larger time period. This is because their higher vibrational rates in the smaller cycles, which are finer and thus a quicker frequency. In our reality this makes the larger cycles appear to take more time to transpire.



The winds of time are a multi mosaic of different sized cycling spheres. Smaller cycles within larger ones, the composite creates our understanding of time. Remember these diagrams are very simplistic and are here only to show small parts of a complicated system. In reality there would be thousands and thousands of different sized ratcheting cubes and spheres. Together they create the geometric grids of time and perception of space.

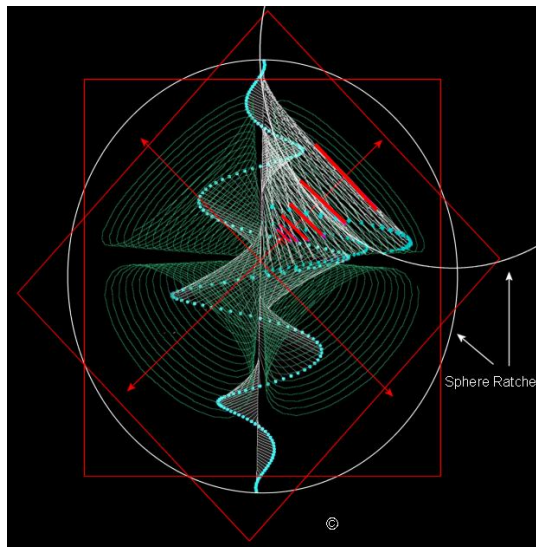




As pointed out, the basic structure of the sphere and the cube are intrinsically linked together. For the sphere to ratchet down there would be an energetic response from the cube grid or lattice. This ratchet does not change the basic lattice but the movement created by consciousness does pull at the cube structure creating a canted cube or vortex grid. This canted cube also has association with the octahedron. All is repeated and all is connected. See the 45-degree angles spiral inward in the above diagram (Jenny harmonic photo to the left). A completed cube ratchet creates the 8 pointed cross that are seen in many ancient symbols. This “pointed star” also supports another level of 45-degree’s creativeness.

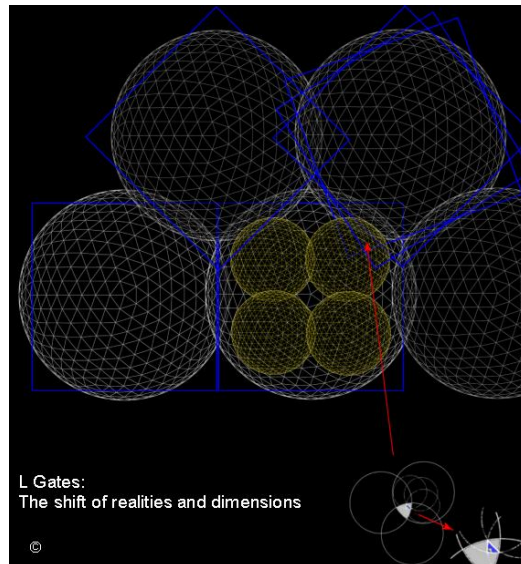


Nazca 8 pointed cross.



The sphere ratchet along with the cube ratchet influences the structure. This is another OBE traveled route into the structure and

has been known for thousands of years. This avenue of travel is called the “L Gate” and it allows travelling into the depths of different physical or semi physical realities.



L Gates – the shift of realities and dimensions through the patch and cube ratchets.

The ancient Swastika or L Gate is misunderstood today as many try to intellectually assign it to numerous properties but the bottom line is that its origins are shamanic. Dressing it up by adding fish, bird, or limbs are all schematic symbolic representations of this ability to transverse space and time.

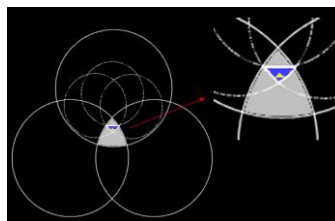
The ancients did an incredible job recording this complicated understanding on rock and other media for the time. In fact if the ancient ones had a computer you be seeing the same diagrams that are in this book and not rock carvings.



Top left: Cycladic civilization Middle: Cucuteni-Trypillian Right: Craig Mound, Spiro, Oklahoma. This symbols represents movement and change. NGC-1097 to the right, showing the ratchet.



In the above photo is the oldest example of this knowledge. It was found in the Ukraine and shows the geometric understanding of the L Gate concept. Carved from Mammoth ivory it is a map representation of the pattern traveled into the Universal Structure. The assigned date of 12,000 years is a conservative date as the understanding probably goes back thousands of years earlier. As time went on the understanding slowly converted this map into newer representations that became an energetic symbol more than a guide of what to focus on in a OBE journey.



A few years ago when I was researching the L Gate the above diagram was given to me. From top left to the end at the bottom right is a breakdown of this very complex understanding. The “L” Gate allows overlapping realities to be accessed, via a 90-degree ratchet. In the term “L” Gate the “L” stands for a 90-degree turn. UFOs disappear from our perception using this gateway as witnesses have seen in the 90 degree turn, as the UFO “blinks out” of their perception and reality.

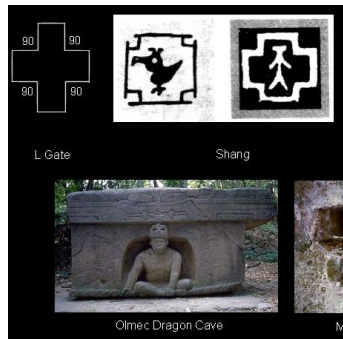
We live in a reality that can be summed up as perception based and of conscious construction. This construction is nothing more than a type of camouflage that convinces our physical mind that everything is real. Camouflage means, anything what our senses perceives is also a mask of what is actually behind it. In other words the construction behind the camouflage is not sensed, as we are blinded by our 5 physical senses. The UFO phenomenon is a classic example of this and bears the truth behind the above statement. They are not what they appear, but are our interpretation of their form.

Advanced science in other realities learnt how to travel between planes of existence. Due to their reality laws (vibration) they bring with them their own camouflage manifestations. This cannot be separated on some levels as every physical or semi physical reality will have its own camouflage individuality. As they leave their manifestation via the L Gate they bring with them their camouflaged patterns. Certain kinds of science cannot operate without it.

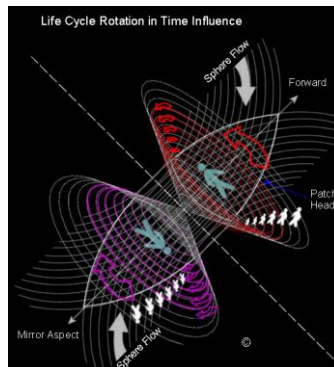
When the inhabitants of a plane have learnt mental science patterns, they then are to a great degree almost free from the more restricted camouflage patterns. The UFOs appearances come from extremely technologically advanced systems but they are still of this mental science plane. Their appearance in our plane offers a conflict of sorts as their system is not ours and this put their “craft” into a state somewhere between the two planes. It is in conflict between realities and that includes our perception, is also in a state of flux.

All atoms and elements in our universe are the same but the interpretation or perception (camouflage) of how they are experienced can be quite different. A metal in our reality might not have the same properties as a metal in others. So upon entering our system their material construction tries to distort into our mental reality. Generally their construction remains intact on their “side” but we struggle to perceive what does not come from here and what cannot be constructed with these “properties”. From our

observations this lends to the UFOs changing shapes from a disc, to a tube, or sphere. There are not different UFOs but different struggles of perception. It gets even more complicated when you bring into the formula different human perspectives of the same event. Some see the UFO while others standing beside them see nothing.



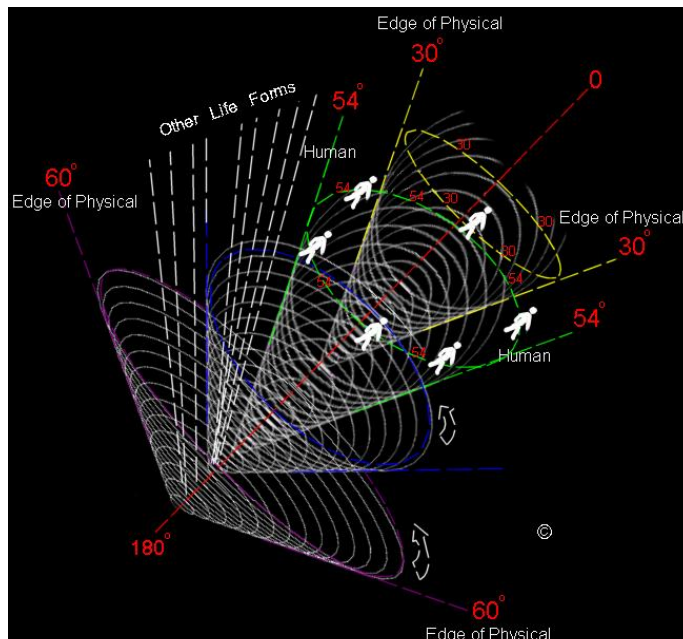
The L Gate became the Shang Cross, from there the Olmec cross and the opening to other worlds. This evolved into the Olmec Dragon Cave eventually adopted by the Maya as the “T”.



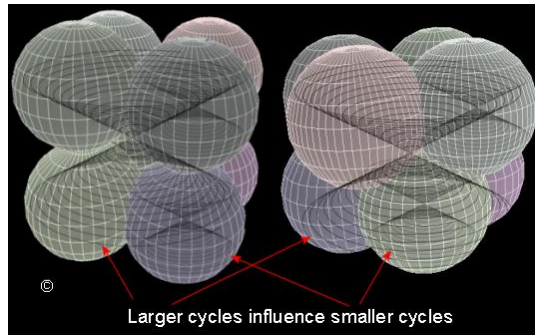
Each patch has a horizon with attached flows of creation. A mirror of this reality lies on the other side of this horizon.

With these basic understandings I would like to jump ahead and show how this knowledge was used. It varied from culture to culture, shaman to shaman over the thousands of years of usage.

This variation shows that the knowledge can be adapted to anyone's level of understanding or needs.



The above diagram is one I was shown many times. In this simple diagram I show only a few expanded ribbons of energy to demonstrate what I was taught about life connections. Within Earth's energetic structure (patch head) each species has its own angular flow and its own time current within this. As large and small cycles continue the supportive energy it maintains a species in its reality. As the time cycles move off to more canted angles this supportive energy wanes. The waning of earth realities and time cycles results in a change of types of species. This is referred to as evolution or extinction, depending on one's view. Most do not want to accept the idea that evolution of species can only happen if others become extinct. The truth is this is the way all levels of spirit grow, including humans. In the animal kingdom many different species will have common sources that try on different forms to enhance their physical experience. This is subject to the evolving vibrational levels of the planet's position in time, as each form must be current with this vibrational level to maintain its existence.



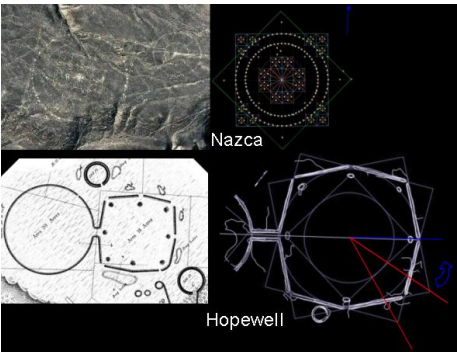
Larger cycles of the main sphere (containing the 8 pack) influence smaller spheres and their cycles or spirals. The string flow of the main sphere combines in energetic time cycles within the inner 8 spheres and their patch systems. Each inner sphere has a different harmonic flavour, but still a common vibrational level with the other 7 spheres. This common ground allows contact within the time cycles, through the main sphere.

This is the biggest reason for the lack of alien disclosure to contactees that ask where they came from. There is no common understanding in our current culture to explain that their reality ("planet") is still within our larger context of common main sphere. The information provided in this book clears up some of this ground and does provide an introduction for this communication. Many have asked why don't aliens just contact our scientist and begin this communication. After reading the information provided by the other side and what is currently accepted it is obvious there is no common ground for such a conversation.

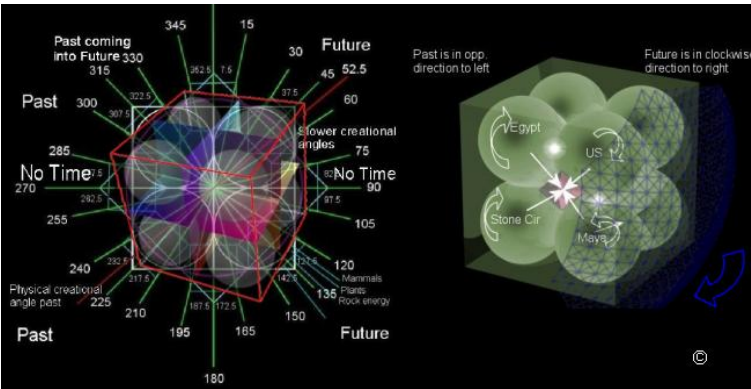
Another problem humans face in exploration of other realities is that we cannot leave our Earth's magnetic field and survive for any great length of time. The concept of going to Mars for a few years would take a person out of our magnetic field and they would not survive. The human body would start to break down, as death would quickly follow. Only with extremely advanced magnetic technology that can replicate earth's magnetic fields can humans leave this reality patch. Going from our patch and sphere to another inner sphere would be destabilizing enough, but to leave to another main sized sphere would be impossible.



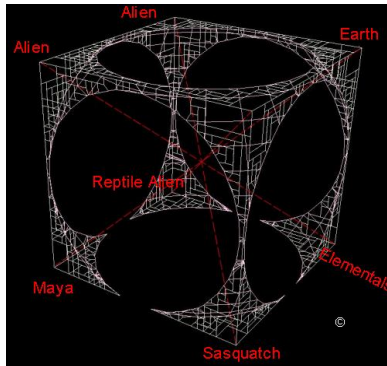
It can be accomplished in nonphysical ways as the ancient shamans discovered. Focusing in the right directions with constructed “machines” can be very efficient. Below are two examples of “time machines” or transportation devices that allow one to make contact outside of one’s inner sphere. The two sites shown below use similar understandings but have different purposes, as seen in the canted ratchet of the squares.



Knowing the direction in time and space allows one to contact others with clarity and efficiency. Below are a couple of diagrams that show some basic outlines of this understanding.








Elementals, Sasquatch, Reptile Alien, and others are all shared realities within our larger sphere and cube construct. This interlinked construction of sphere and cube levels of consciousness also creates two perceptions of time, one from the sphere-based reality and the other from the cube-based one. This is very complicated but can be worked out if one takes their time. All relevance to exact position in the above diagrams are from the observer's position and directional flow. The time cycle of the larger sphere connects all but inner rotation determines what time events will follow.

There are few different ways of time travel but they all break down to basically two focused methods. One is via the sphere and spirals (ratcheting down into sphere – time tunnels) or through the ratchet of the cube/octahedron system (L Gate). The cube/octahedron system is more physically based and if a shaman is requiring this focus they would use the later of the two. The Hopewell Mounds and pyramids work with this focus.



## **Working at Ancient Sites**

The ancient structures were built as collectors of energy that allowed shamans to enhance their abilities and experiences. This was accomplished through knowledge of the universal structure in conjunction with the geographic locations. These structure or “machines” made it easier to attract and store the avenues of choice. Creation in the physical is a combination of energies. At these sites one can focus specifically at one part (angle) or use multiple points of focus. There are no rules per se but one must understand the general purpose of the angles. As shown in prior chapters there is a time orientated structure at all sites built on vortex areas. Facing the direction of choice is important and with this the correlating desire for experience. Efficiency (quickness in time) is a result of desire aligned with spiritual connection and physical positioning. Generally circle sites are more oriented to higher vibratory states while square and triangular are more physical creators. Pyramids are machines that focused in three dimensional alignments with the same angle. This could include journeys (contacting to physicals outside this reality), power of creation in the physical, physical based knowledge, and so on.

Remember this reality’s present position and to a future focus is angled at approximately 51- 55 degrees. This is why many ancient sites are aligned to these 50ish angles. Using a 3 dimensional sphere as one’s compass, see the angles that apply. The opposite angles of 234 degrees (of 52) shows the way to our past. Both angles represent the physical connective angle but the 234ish angles are the past physical and one’s foundation in their physical. Family ancestors are along this back angle. Focusing to the

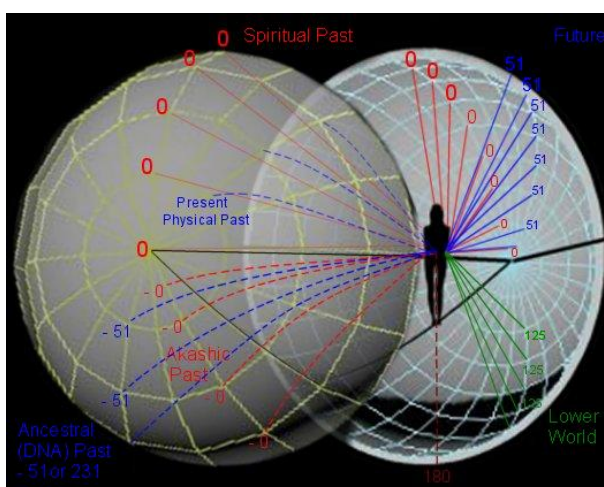
elemental or animal guardians would be found in the range of 120 - 135 degrees. Going deeper into the lower vibrational levels would take you to the Dorajuadoik level of 160 + or -. Tilting any angle sideways or up and down (3D) will result in variations of this energy so one must experiment or rely on intuition to fine tune this.

This is the biggest problem with ancient sites. Their angular structure is typically set up with alignments of past earth processional tilts. Unless a complete time cycle has taken place the structure is typically out of sync with our present. Higher vibratory site structure should be aligned to 0 degrees and this is why some sites are presently at 12 – 15 degrees off north (processional shift). In this modern time period the benefit of working at ancient sites is not in the site itself (unless researching past shamanic understandings) but in the general area. Typically the main vortex area has moved over to the side and out of the archeological site itself. With this understanding one can comfortably create their own site without disturbing any archeology or energy of the site. Dowsing rods or pendulum can help in finding this new vortex position.

Dating the site can be calculated by this deviation, assuming it has not cycled around a couple of times. If a site goes back too far there is another angular problem that is present but its subject is too big for this book. Here is a link to its direction if you curious. <http://www.nealadams.com/index.php/science>

The best thing I can say is to experiment and experience it yourself. This is because everyone will have different results depending on their awareness level, and desires. Also remember that because of the differences between the sites and one's own process there could be immediate results or it may take weeks to see any changes. This is one of the most important things to understand. Like all evolution of spirit one must be ready for change. If one is not ready to change do not expect instant results. This sounds easy but we hide our fears of change, and so well that most are not even aware we have any.

Don't forget that this is also based on a 3D sphere, with one in the center of it. The angle's in this sphere can be seen as "rings" or hoops of energy around the sphere. In my teachings they never referred to the opposite degrees of an angle as its numerical extension. So 53 is 53 degrees all the way around the sphere. 45s and 90s are the same with the only difference is the axis position of 0 and 180 degrees (see diagram below). There is so much around this subject and it gets very complicated but the purpose of this text is to introduce people to this lost understanding.



Standing in a vortex or an ancient site (assuming the site's energy has not shifted) true north would be "0" degrees at the horizon, in front of you. Arching up in at the same latitude of 0 to one's crown is the highest vibrational level. Arching backward behind one's body, on this same latitude, is going back into the present physical body's spiritual past. The further back the angle the deeper back in time one goes. Continuing on the same arch back behind oneself and now below the horizon is our spiritual past, but in Akashic (DNA) levels.

Repeating this exercise in another angle produces connections to other aspects of us. For instance starting at a "physical present" (51 – 55) just below the 45 degree angle represents now. Grounding this "now" into our future would be arching down towards the

horizon. (The purpose for these 50ish degrees in pyramids.) Swinging up on this same longitude angle to our crown is the highest vibrational (spiritual) level for our present physical existence. Swinging backwards past our crown takes us back in time of this present lifetime. Continuing the sweep backwards and below the horizon (on this 50ish angle) is a connection to our ancestors (if one is into ancestor worship). It is actually our past DNA design, our past lifetimes in this body configuration.

Each angle and its sweep around the arch have their own specific energy connections. No connective angle can exist without all the other 360's contribution (balance). On larger cycles, into the larger spheres, connections with other reality types that shared our 8 pack are presented. The 8 different 45 degrees are as they have been described above. The horizon or 90 degree angles are the physical creator types or Jinn connections (a huge topic that involves different angles in different shell levels). One last comment; this can be done at home in front or behind one's shrine.

## The Time Factor at Ancient Sites

Time has to be addressed as it one of the main components of the “power” that sacred sites have. It is the time factor above all that produces the most dramatic results. Other than the obvious measurement of events, from a shaman’s view, time can be observed as structure. The biggest problem describing the time aspect

he number of views or properties that can be focused on. Time has a distinctive pattern and a schematic. How we see this pattern depends on what level or angle of the structure we are looking at. At one point we see a grid, another ratcheting spheres or cubes, and at another level moving structures that spiral. It can also be sequential patch works or pockets of time displacement interacting with one another. It is all the same structure and it is all the same movement, just different aspects of the whole creation. The duration of time can also vary from one dimensional level to another including the physical.



To the left is a time tunnel that I have seen in my journeys and on the right a true celestial time tunnel with its spirals and physical rays, the edges of the 45-degree spiral. On the right Chuckwalla Spring Petroglyph proving the ancient observation.

In my vision of a time tunnel (above left diagram) I could see divisions or angled lines and between them conical bumps. These I was told are the edges of spheres within the patch's long ratcheting tube. In other words the smaller spheres can be seen in association with the patches spirals. The center of the patch (called a Tube or energy portal) would have too much energy movement to maintain physical creation. This central flow tube is similar to the center axis of the main sphere structure itself and only refers to the alignment of this secondary patch axis.

Time flows and continues in all dimensions with varying degrees but only according to the "rules" of structure. Due to the personal perspective of time from different realities the only practical way to describe time in this book's context is from a structural side. Since the subject of this book is ancient sites and their design this is the avenue of choice.

Consciousness thinks, it desires, and this IS a projection of a path! So a direction is created but not only because of the choice but rather because of vibrational resonance with all of "like" similarities. Within the Universal Structure this incorporates angles and dimension that have predispositions. Choice is not always a matter of what but rather what is capable, within a particular vibrational signature at hand. The time aspect spirals due to movement in the fabric of creation. This spiraling is relevant to the desired "direction" which could be up, down, or in some cases to the side. It all depending on the original position of this projection. If it is projected towards the 3<sup>rd</sup> dimensional shell level it becomes a three dimensional physical form. Projection into the third dimension also varies as there are many angular "portals" of entry and exit.

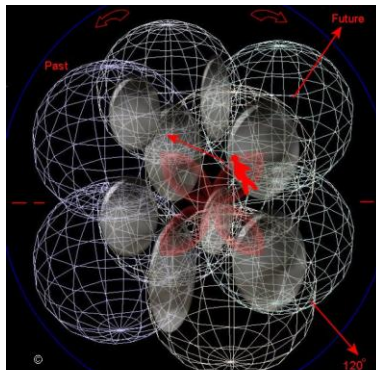




## Instructions on time tunnel exploration.

Here is a small part of what I was taught by those from the other side of our reality. First of all there is no such thing as the space time continuum and one mathematical formula would only apply to our physical reality, as there are multiple time and space scales to consider. I don't just mean time zones here, but completely detached levels of space and time. In our current understanding, time is the fourth dimension for our three dimensional world. The truth is that there are fourth, fifth, and so on dimensions of space and their individual times are completely and independently different. We cannot see these dimensions but some do have physical form. If we could see them they would be seen as semi physical in nature, with a graduation all the way into total nonphysical.

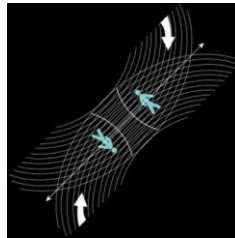
Keeping within the topic of the book and using all the information provided above for placement, our patch reality exists inside our main sphere level as seen below.



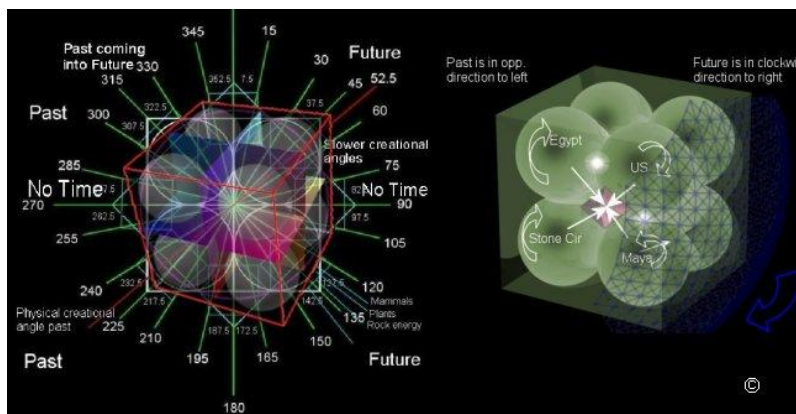
We exist in our patch reality called the physical world, but this world is a result of all the combined structures that support it. This includes the 8 pack, main sphere, and all the ratcheting above and below this structure. Time is flowing energy and is not dependent on space within the structure. As we all know time cycles, as there are larger and smaller cycles that can be observed. This rotation of time was completely understood by the Maya. The Mayan

calendars are maps of cycles and not about sun or celestial movements for tracking time in the way we understand time. They used stars and sun alignments to orient themselves in time spacial co-ordinates within the Universal Structure. To the Maya the “calendar” was a schematic route into the past and future. They understood that time cycles were “mechanical” in nature because of their predictability. They also saw how events were linked to these cycles and their energetic “footprints”.

This obsession was part of their purpose for reincarnating into this earth reality. In our 8 pack, their past is our future due to directional rotations of sphere cycles. Our reality never had to cross direct paths with the older generations’ existence due to this. Their archeological remains exist due to the high level of conscious focus and as a template reminder for us today.



Yes we can have opposites of creation on the other side of the horizon.



As shown above, the orbs twist in a rotational pattern never replicating the same connections. Like a worm gear rotating around with thousands of teeth to move with. This creates the illusion of time or sequencing of events. This rotational cycle was understood by the Maya more than say the Egyptians.

If one was to rely only on the physical expression to understand time it would be analogous to studying tire tracks on the bank of a shallow river. Studying the physical composition of these tire tracks and analyzing the physical properties will tell you all you want to know about the track itself. What it will not tell you is what kind of vehicle made these tracks and where in the river did it enter.

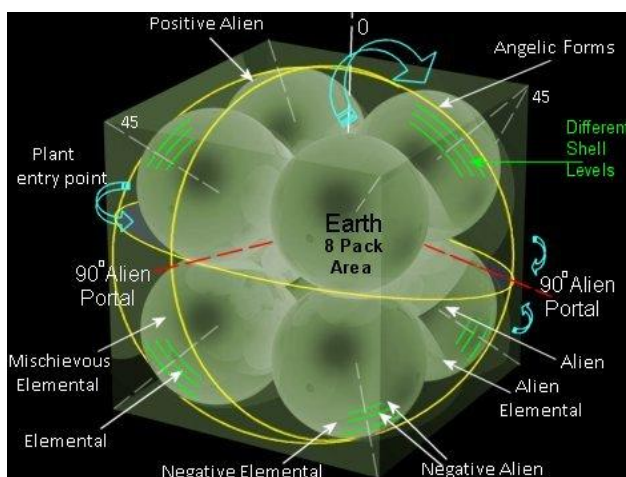
Reality can be likened to this shallow flowing river. As water flows; rocks, sand, and their arrangement are set into patterns that suites the current. The speed will determine what gets placed into its position on the river bed. This environment maintains its stability as long as the flow maintains its volume and speed. With more or less volume it creates a different flow pattern. As a tree falls from the bank into the river it creates a new flow pattern. The third sphere ratchet into the balanced state of the lattice is the falling tree. Along with this are the different angles that the tree could land in the stream. One pointing up stream will have a greater influence than a downstream placement. This is the nature of all energy angular placements. As far as the vehicle that left the tracks it only created a ripple in the river's flow. The "tracks" left behind are the only thing left of this event. Similarly, the ancient site's ripple is gone, but the site's "tracks" are still here.

The angles are thus the determining factor to time flow of energy. As a cycle goes through its course it is obviously influenced by different intersecting energy flows. This is why the cycle is never static but becomes an expression of all the intersecting energies in the flow. The end of the cycle is thus a point where the flow has matched its momentum or balance, at which point larger cycles start the flow again. The end of the cycle means that the original flow has gone through its "experience" with other influences and is

now back to the beginning. The completion is a reference point. As larger cycles are still within their movement they now influence this null point of reference to create another fork in the road. The cycle is never the same as the last one because the larger cycles influence is at a different level of the smaller cycles.

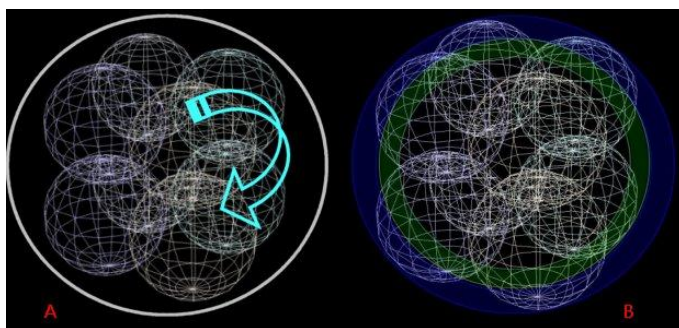
## Reality Sphere Placement

Below is an example of what I was shown about reality sphere placements. The diagrams I received varied depending of the level, shell size, ones position in time cycle and so on. So the diagram below is only an example and not “cut in stone”. The complexity of it all is beyond my capacity to show in diagrams so these are only slices of one part the overall structure. Some of the examples I was shown related to cultures, others to spiritual levels, and even alien placements. The example below is one of these diagrams and our (earth’s) position would be relevant to ones perception of it all.



Each shell level would “house” different aspects or energetic profiles of the entities that resided within its vibrational framework or placement in the larger pack. The size in relationship to real

reality could cover many light years, but there is no need for this in the “real realities”. Star groups or constellations would be shown or referenced to only because of their proximity, in the angular alignment of the common 8 pack structure. Pointing in a direction does not necessarily mean that is where they came from. Generalities are the only way alien communication of homeland could take place, in an environment that knows nothing of the real structure of universal realities.



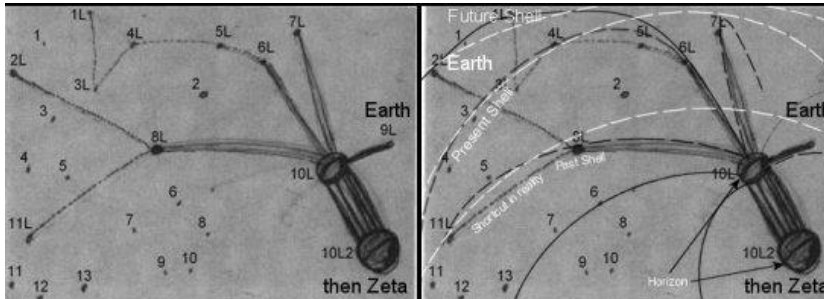
Dealing with a static 8 pack is complicated enough but when one views the ratchet of this structure in relationship to shell realities within it, things get even more complicated. The above diagram is a ratcheting 8 pack “A” with a couple of different bands of vibrational shells involved, shown as “B”. Each level now occupies and shares reality shells with ones of a completely different vibrations.

The only “alien map” I have seen is the famous Betty and Barney Brown’s map which was assigned to the Zeta Reticuli System.

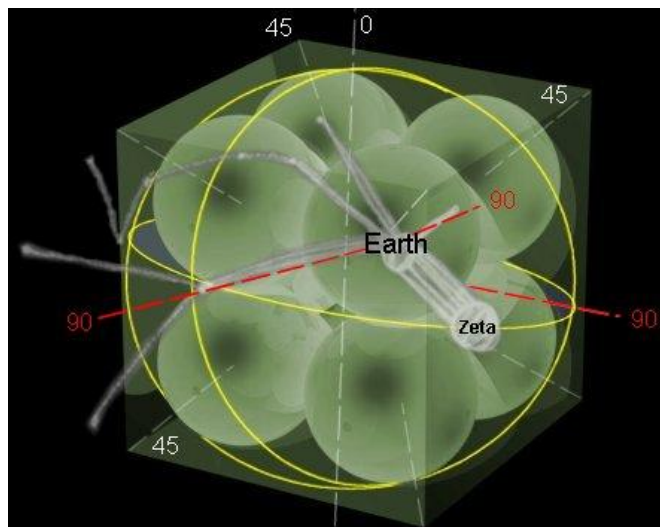
(See story: [http://archive.org/details/AlienAbduction\\_74](http://archive.org/details/AlienAbduction_74)

Taken from memory in 1963, the map is supposed to represent a system of alien trade routes. At the time Dr. Simon gave Betty the post hypnotic suggestion that she could sketch a copy of the "star map" that she later described as a three dimensional projection similar to a hologram. She hesitated, thinking she would be unable to accurately depict the three-dimensional quality of the map she says she saw on the ship. Eventually, however, she did what Simon

suggested. Although she said the map had many stars, she drew only those that stood out in her memory. Her map consisted of twelve prominent stars connected by lines and three lesser ones that formed a distinctive triangle. (see below) She said she was told the stars connected by solid lines formed "trade routes", whereas dashed lines were to less-traveled stars.

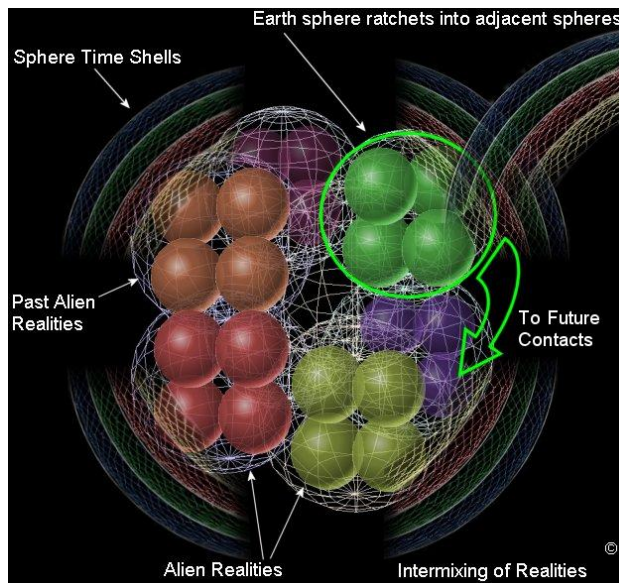


Just for curiosity, I took this map and laid it over the 8 pack I was shown above. For a different approach to this story and to check for any commonality (see below).



On Betty's map 9L and 8L would work out perfect as 90 degree L Gates. At the event horizon is a balance state of time as this facilities the L Gate.

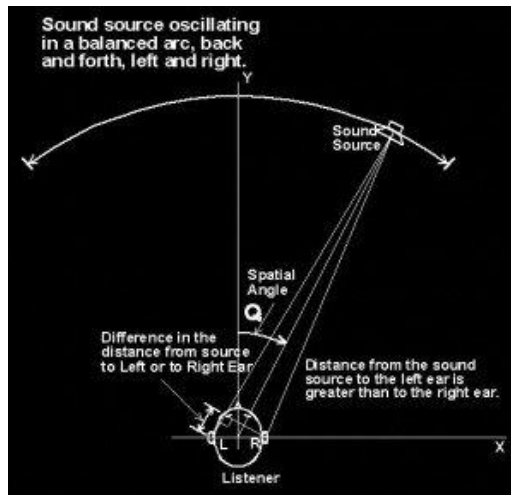
Within every 8 pack is another 8 pack and so on into infinity, smaller and larger in size. As ratcheting takes place so does the multi time cycle continue to work its magic, allowing connections that would otherwise never be possible. This is the merging of realities and is all part of the system that creates the evolution of spirit. Earth's sphere is composed of its own 8 pack and within it more 8 packs. Shown below is simple diagram representation of time shells and its influence on inner spheres of a ratcheting 8 pack.



Science is discovering these angles



Spatial Angle Modulation a new discovery by the Monroe Institute. I just came across this and the concept is right in line with this material. See next page:

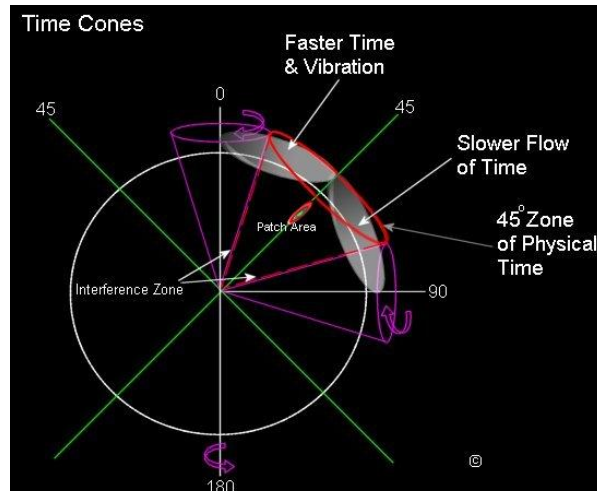


<http://www.monroeinstitute.org/resources/spatial-angle-modulation>

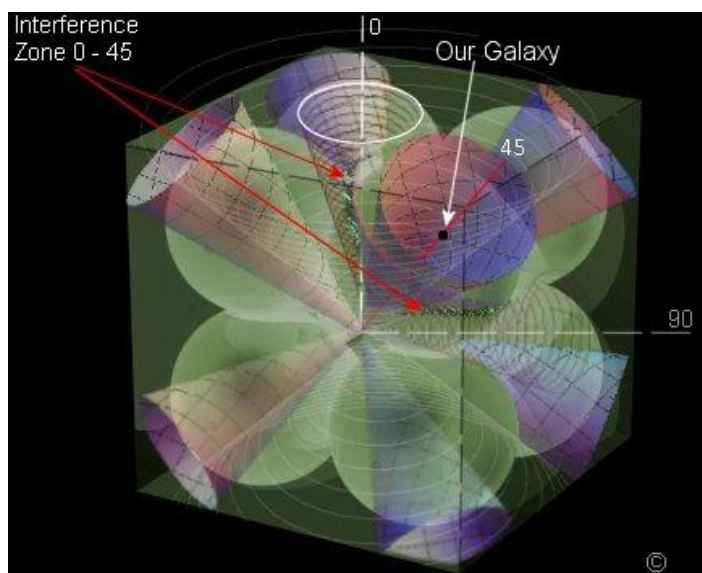
## Time Cones

Time cones are another level of understanding time. Unfortunately the complexity is too difficult to show fully with two dimensional diagrams. Below is the most basic view I was shown of this aspect. As you recall the 8 pack has 6 vortex entry or exit points created by the internal 8 spheres. The axis and the event horizon fall within the center of these spiraling ribbons of energy flow. In the physical level, this would be seen occurring at the 45 degree axis and its entry and exit points (at the cube corners). This ribbon of spiraling energy also creates funnel shaped vortices called "Time Cones". I was shown that these main 45 degree time cones are also divided

up into different rates of time. These different rates of time depend on the cones position, in reference to flow direction and proximity to higher or lower vibrational influences or axis.




As with light, time does not have a consistent speed throughout the universe. The speed of light varies in every reality/dimension and so does time. This is all above what could be called perception, as time is also subject to its vibrational background.

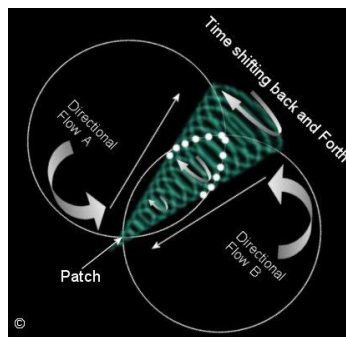


## Our Galaxy

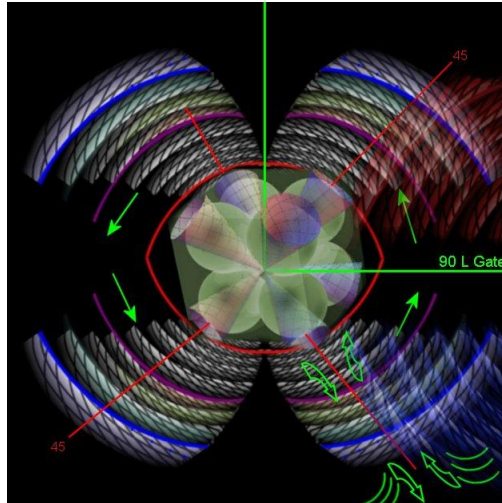
Time cones are a product of 45 degree ribbon flow and intersecting ratcheting spheres. It is very complicated, and at this time I only want to introduce this aspect.



Within all structures are inner structures of repeating size and vibrational tones. All these structures adhere to their basic designs and time is no different. As the Maya understood, time is predictable, if one understands the structure that creates it.



As with every part of the structure time also must balance itself out with an opposite flow. Each flow maintains the other's existence and the influences that they create within the realities they affect.



Simply a diagram for thought.

The speed of time allows energy to move at a scale that is acceptable for all that exist in their individual realities. All that exists in this physical creation is a product of consciousness, on one level or another. Therefore consciousness has power over time for it alone dictates the creation and the speed of individual creations. Time is not singular in form nor is it a singular duration throughout the universe. There are multitudes of different time realities in this universe, for everything that exists will have its own timeframe and its own awareness or need for this framework. Therefore every reality will have its own timeframe or placement in the scale of universal framework. These scaled time realities are only relevant to the creators of them and to some extent those that co-create with the observer. Co-creations allow different conscious levels and sources to assimilate with one another for the purpose of creating realities within a common vibration. It is in this manner that consciousness has dominance over its environment or plane of existence. Each vibrational plane will have its own spectrum of vibrations but it will always be within the limits of that plane's capacity. The choice of consciousness is; which level is desired for

the best creation, and from there adapting a level of its consciousness to the vibration of this level.

If we look towards science for answers to this perplexing question we will find that they will not achieve the answers unless they abandon their current traditional beliefs. Their current understandings will have to graduate to higher state of awareness. One of the first and probably the biggest steps in this understanding is that our universe does not have one time frame, nor do the individual suns and planets that inhabit it. The universe is continually being created; it is by no means an uncontrolled explosion from one beginning point. Matter forms and can form instantly anywhere, all at once, or in separate time frames. In fact the universe is expanding in all directions including inwards and these expansions are in complexity of design. There are many dimensions in this universe as well there are many universes. The big bang did not occur but there was a similar beginning as far as the universe being created all at once. There are also more than this one universe and there will be more to come. The concept that the universe is expanding into empty space is incorrect for there is no empty space. Empty space implies that there is room unfilled, but room in what unfilled aspect or void? If empty space was desired what created the empty space in the first place, and where does it reside or does it need to?

The truth is that empty space is only that which cannot be detected by our three dimensional instruments (refers back to the earlier Seth comment). The exciting part in all of this is that our three dimensional level is an extremely small component of all that exists.

We have all seen moments that have gone in a flash only to experience a similar moment that appears to last much longer. What we don't know is that it is controllable and it is done through consciousness. In balance or out of balance we create more or less time flow, for time is an expression of balance over an opposite flow. Therefore time is a measurement of flow rate. Moving the energy of experience with less restriction will create the

appearance of faster time rate. An older person is more experienced at moving this flow of energy and thus experiences time as faster than a younger person.

The structure and the workings of this structure dictate how time moves and cycles. Time is cyclic and there are many different “sizes” to these cycles. The ancient Mayans were the historic masters of this understanding. Unfortunately their understanding was lost until now. Knowing how time works within its structure is the key to understanding possible time travel and creation itself. The cycles account for everything including the DNA of species, elements, and even our personal day. You can measure time by observing the size of cycle that is in progress. This also applies to larger cycles that our sun and distance stars are caught in. The Maya understood that it was all related, for everything has a cycle and comparing with each movement a system of reference could be established. What is happening cyclically in the solar movements can be applied on smaller scales here on earth. The ancient Maya knew this and understood the process as demonstrated in their complex “calendars”. Astrology addresses a small part of this pattern but there is much more to it than understood. There is a “clockwork” mechanism at work due the universal flow and structure but most of the “workings” are hidden from our senses. Predictions of probabilities can be observed, as far as knowing where and when change will take place. The type of change can also be determined due to the next “String” or energy flow in the ratcheted movement.

## **Working at Sacred Sites within Nonlocal Realities**

We as humans, in physical form or not would have to call time an environment of our psychology. Time and space are realities that are created for our own conscious need of existence. For most realities have nothing to do with space as we understand it. We create multiple layers or veils that give the illusion of space. Our eyes (the sight sensors) become the windows into this creative field of veils. As we look out into the world we see objects and features that are no more than co-creative manifestations of assigned energy patterns called matter. In some respects elements and matter did not exist prior to this co creative organization. As humans we are not only creating our own physical bodies but are also manifesting and grouping together with other levels of consciousness to create this reality or world. Earth based creations have and will always exist whether humans are involved or not so I'm not saying that other forms did not exist prior. What I am saying is that perception determines creation and it is through the filtered perception of consciousness that organization happens. One other thing for now; for our level of consciousness to inhabit any reality there must be acceptance by the other levels of consciousness. This happens through a common vibratory need otherwise we could not create in their or any environment.

Space as well as physical form is a creation of consciousness that organizes the reality into a format of prearranged perceptible templates. These templates have been prearranged at other levels of nonphysical vibration by higher levels that have the need to experience the denser realities. All levels of consciousness whether it is from the lowest vibration to the highest can within limited parts create the environment we call the physical world. The "conscious levels" of individual earth elements will co-create with higher vibratory states like our source consciousness. Their proximity to source energy is their strength and this strength of energy flow creates a longer "time duration" due to slower vibratory rate of this



source energy. In this reality that translates to a common vibratory index called the Earth. All environments are a balance (to a certain extent) of energy flows from different entry points or directions. Energy flows are a result of conscious needs and this need can be weak or strong in desire. As the need is resolved (a balanced state) the creational energies that make up the environment start to break up or dissolve.

This disassembling of the creation is a special aspect of time “ending”. We see and understand it as historic endings, whether it is earth’s history or just a moment in our personal day. The duration period of matter or physical reality is determined by the vibratory level, strength of connection, and the source energy itself. Physical matter is a creation of unbalanced energies so the level of imbalance it will determine the type of matter. This process is also in relevance to the time aspect. Like a glass of water tipping over, it will change its shape as in time it finally reached empty.

If you co-create with “natural” material like rock you will achieve a longer lasting creation due to its purer form or direct connection to lower source energy. Wood on the other hand was created from the same elements of nature but its creation was instrumented by the tree’s consciousness and this is a “type of filter” from source energy. The co-creation of the tree’s consciousness with the elements will be a relationship of energies that will determine the time frame of the tree’s needs, thus the wood’s existence. Even after the tree’s consciousness has left the reality other forms of consciousness like bacteria and fungus will bring about another creation that can accelerate or impede the speed of the time frame. Adding a third aspect energy like human desire will also change the original energy in a subtended aspect that could appear as if the tree’s force is still present. As you can see time in this scenario is all about the speed of each creational need that is present. Time appears to overlap but as far as the original tree is concerned it ended at its death.

You may say why does wood in a desert not disintegrate as fast as wood in a humid environment? It is because there is a forth aspect involved here that is separate but still one in the same. The environment, or in this case Earth will have its own laws of creation of its own time frames. It has its own co creative order and flow of energies. These energies are specific to its structure. In this structure there will be areas of more energy flow and areas of almost neutral or no energy flow. Placement in this larger creation will have an effect because of “time” differentiations in the larger cycle or environmental energy flows. The earth itself is a co creation of different environments that allow for different time periods to develop. Thus desert or dry areas appear to be moving at a slower rate of creation then other environments, for instance the West coast of North America.

In all realities creation and construction are by those who perceive the reality. Those who do not construct a reality cannot perceive it. Consciousness therefore is the primary construction of individual self. It doesn't project itself onto matter but co creates and organizes with other forms. Together, they become allies that are defused throughout the reality being created. This creative consciousness is not imprisoned into its creation but has only a part of it there to maintain the creation. If a human “soul” energy could incarnate into a physical reality it probably would explode this realities' structure due to the imbalance of too much energy (as humans we only require 3 -5 % of our soul's energy).

We are not imprisoned in our bodies, but we as an individual entity are part of the human form. With billions of layers of consciousness creating our cells and mineral composition there comes millions of layers of needs and awareness. On the other hand the consciousness of a rock is composed of less complicated co creations thus it is more basic in a conscious form. Human or rock

both receive their own level of value fulfilment through this earthly process.



There is nothing in the current scientific understandings that will help you understand what time is. This is why we have started from the beginning. The only concepts of time in our modern world have come from intellect and imagination. Although there is nothing wrong with this process there can be a problem with the information being very limited in its scope. If human intellect had “designed” the universe you can bet it also would be completely flawed in more than just concept. All current understandings of time have come from scientific theories. These are theories and are based on understandings that have no or very little truth behind them. Most of our scientific understandings originate from incorrect ideas created decades and even centuries ago. It is from these inaccurate concepts of the natural world that current science continues to carry the torch, but with increased difficulty. To understand time you would first have to understand the design of the universe. Even with our current technology and computer sciences we are still in a very primitive state as far as addressing these major subjects.

How does one find the answers to the questions of time, universal design, and the creation of reality? In the past we created religions based on mystic’s journeys into the non physical realities. Unfortunately interpretations of these journeys were subjective as to the level of awareness and knowledge of the mystic themselves.

Even with good understandings by advanced mystics, the people that followed their teachings usually distorted or altered the information for one reason or another. This leaves us with the field of science but again modern science is based on many problematic theories that are all based on intellect only. At any given time period in scientific history the truth becomes dated as new instruments prove that the theory was flawed. This will continue unfortunately with no end in sight simply because tools and mathematics based in one reality cannot bridge the other realities.

It was pointed out to me that reality is an illusion and this illusion can be likened to a mirage. How can an object caught in a mirage understand or investigate what is creating the illusion in the first place? There is only one way, we must remove ourselves from the illusion itself. It sounds too simple but it has been done countless times in the past so what has divorced us from this ability in modern times? Almost everyone knows the answer to the last question (we cut ourselves off from source) but the real question is how can we recover the past knowledge and the methods?

First of all, if you do not understand the energy flow that supports and creates the physical world you will not know why it appears the way it does. Energy always has a source and every source has its flavor or vibrational resonance. It is in the structural design of the universe that decides the type of energy that is accessible and in what amounts are available. All future technology will be designed under this knowledge. All future scientists will have complete concepts to design their technology. If you do not know where to look you will not find what you seek. You could be standing on the truth only to find that your elevated position comes from the structure you are standing on. Understanding the structure of reality can be very simple if taken one piece at a time. Furthermore, all of us have the ability to access the universal knowledge. It is just a matter of acknowledging this ability and then doing something about it. Some simple axioms that can be applied;

One, the information is only available for those that are ready for it.

Two, a major part of this readiness is having a base understanding of the language the information is being taught in. Without understanding the language there is very little that can be downloaded with confidence. This has been the biggest issue with mystic information from the beginning of time. Communication must have common symbolism to form an accurate language for the information. This can be seen in ancient pictographs which show an attempt to communicate the event but following short of the language to transcribe it.

Three, complexity lies only in multiplying simplicity! You need to see the individual parts first before you can describe the whole.

Who is ready for the information? You are, and simply by being drawn to this book is your proof!

### **Observing time without tools or structural understanding:**

We live in a thought responsive universe and because of this we can observe our “time creations” moving in different rates or speeds without instruments (our own personal proof). Everyone can remember experiences that showed this. Examples of this are vehicle accidents, fights, and experiences of survival. Notice the common theme of fear. So why does fear change the speed of time? It is not fear itself but emotion that is the motivator. Thoughts are projections but emotion is the impetus or driving force behind them. Fear has the ability to etch its memory into our minds at “basic life” levels (it is ingrained from our primal past). Blissful moments or expressions of passion can also show the time effect but they are not as noticeable. We are programmed to see fear with pain and bliss as the reward so fear becomes the base need before any added experience can be gifted. Blissful and passionate moments generally have opposite effect on time by speeding up the rate. As we have all observed in moments that we are enjoying ourselves time seems to slip away very quickly. So what is the separator between the emotional speeds of time? It can be found in the vibration or frequency of the conscious expression itself.

On a perceptual level we can examine time and its effects with one of our best human qualities, emotion. Emotion shows us a lot about our own creational ability. Fear can maintain a grip on this reality and this in itself would make time appear slower (for the observer). The base root of the emotion called fear is a perceptual view of one's surroundings based on lower levels of understanding. Lower being a reference to a lower vibrational state or reality. As discussed many times in "The Schematic of God" the vibrational level (physical, physiologically, or nonphysical) will only support that like vibration that defines the state's level. The frequency rate or vibrational level is the aptitude of the level and fear as we all know is very dense in nature no matter where it is found.

Emotions transcend all levels to a certain extent but on higher levels (balanced states) this type of emotion would just be observed. In lower states it is experienced, in other words lower levels support the experience of fear. Fear has a certain ability to lock the expression into slower time frames (but only in lower levels). Lower levels are denser and thus move slower (in perspective of being viewed from a higher state).



Spirit entering the physical in its true shape.

As I have already said we exist as consciousness in a thought responsive universe. This also applies to nonphysical realities. As explained in the chapter "In the Beginning" – "The Schematic of

God” thought was the source creation of this universe (from Source Power). Thought or desire manifests creation on all levels but as you approach this reality physical forms begin to manifest but in vibrational levels that are still observable to us. As you continue to get closer to this reality you are essentially immersing yourself (as consciousness) into denser vibrational fields. In other words the manifested forms become more physical as they enter into denser regions called “Orb Shells”<sup>©</sup> and we usually see these manifestations in our peripheral vision. In this level they will appear as semi physical, some people call them ghosts or spirits. This is not necessarily true by definition for there is much more to this. Descending further into the vibrational density, thought forms become perceptible and are called physical. The physical reality is a composite of vibrations, that exist within a zone we call reality. This zone is made up of many different layers of energy thought forms that are perceptible simply because they have some common vibrational needs with us.

On a radio dial many stations can be separated by a simple device known as a variable potentiometer. All this device does is separate the radio band into segments. Radio stations then broadcast on these individual segments. We all accept this concept but to say that there are many realities within this reality is too much for most people to accept. It is the truth for there is a tuner and it too uses frequencies to separate the physical realities from one another. Science will someday develop this understanding but only after developing a tool to show them. We don’t need this tool for we already possess the ability and it is called consciousness.

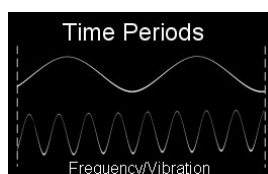
Time is also a component of what separates realities or dimensions. Using a clock to measure time would prove inadequate for the clock has its own vibrational field and this is also relevant to the observer’s creation. Using the movie model the clock would be one actor and the person partaking in the experience would be another. Unfortunately the two actors are from two different movies and are now co-creating a third movie. It could be likened in difference to an actor from a horror movie now co-acting with an actor from a love story. Their obvious vibrational rolls



will be very different but yet they can still co-create together, to a certain extent.

The clock was not assembled with or in any specific vibrational level nor was it created under a specific emotional state. Its parts are composed of more base element level of creation (a balanced neutral primal state) and in one way set the clock at a higher balanced state than the emotion of fear of the human. The speed of time is the measurement of events in sequence, but the sequence must correspond with the vibrational levels of the creating parts. As discussed vibration can co-create to certain extends with other vibrational levels and create a sequence of events called time or reality. Base element consciousness cannot exceed its level of creation but it can join the human in form by allowing human creation to form it into a different shape. It is no difference that the moving fan blades that are what they are, regardless of the speed or rotation they achieve.

These levels are supported by slower vibrations that cannot create faster movement or results in this environment. You cannot use a clock to time the effects of fear for the clock is only one “actor” in this story line. The clock belongs to a different “movie” for it will have its own specific vibration, a vibration that cannot be changed. The clock was not created in fear and this alone will set it at a higher vibration than the emotion of fear.



There is a difference between rate or speed and vibration. Rate is a sequential or repetition of the same vibrational state. On the other hand, vibration is a frequency of form, it is the essence that separates and creates all individual forms. The preverbal rotating fan blade example is a good model for it can move at a faster rate but this doesn't mean it has changed its original vibration. It is merely repeating its vibrational level through a patterned repetition

(in a closer sequence). It is in the eye of the beholder that determines what rate is observable. All matter is flickering off and on, our range of vision sees what it is designed to see and therefore a solid state of matter is achieved. Someone in a potential accident scenario will still not see the other car's wheel in slow motion. What they will perceive is the creation of the event in slow motion. This is because time is proportional to creation for time is the catalyst for creation. A physical world can be created on higher vibratory levels (outside the third dimension) but it is a personal reality, just as physical to the individual, but restricted to a singular reality. Upon death this is what happens to a person. People that are knowledgeable in the other realities move on to finer vibrations shortly after death. For those that are rigid in this life this rigidity is recreated outside of this physical reality until outside help shows them otherwise. This world is a stage for all those that have a common creative vibration to share with each other.

In order to effect the environment on earth one needs to project outward at a different perceptual frequencies than the world itself. This can be accomplished by first raising one's vibration and expanding this vibration outward, not inward, and always to a supportive reality. In other words a person is adjusting their reality to an inner state of vibration. Reality in any dimension is a projection of one's state of emotions and beliefs. It is the emotional perception and projection of corresponding vibratory "speed" or "rate" that will determine the visual correspondence with the reality. Being placed into a fearful place has the same effect of appearing to last forever. People living in fear do not move for they are "frozen in time". Love and excitement on the opposite side of the scale will show the same time effects but at a faster time frame, this too is all relevant to the observer and their experience. Trying to measure emotion is like an attempt to measure one's perception. It is all but impossible on any level of scientific accuracy due to the lack of repeatable results.

There are two ways that an individual can slow down perceived time. One is to raise one's self to a higher state of vibration then project it to the surrounding environment and the other is to achieve

a balanced state within their level. In affect there is no separation between the two for a balanced state is a higher vibration within any level. A balanced state also allows one to connect with higher level energies which in turn will create more balanced energy. When achieved for a period of time a stable higher level can be maintained and this will become the permanent level.

The difference between the physical reality and those of higher or lower vibrational states is that the physical reality is a very narrow “shell”. Nonphysical dimensional levels are extremely expansive in nature due to the lack of focused “space and time”. The physical band is a localized vibrational state when compared with other dimensional levels. This region of focused energy creates bands of existence that must be maintained and supplied with consistent flow of energy. Take any one “actor” out of our movie and the story line around this actor falls apart.



Above diagram shows creation moving into the densest fields called physical reality.

One final comment on fear and its creative experiences. In a “life threatening” experience it is the event itself that is the “need”. In “life threatening” experiences there is a goal that is being attempted. The purpose of the event is to achieve change or movement in a person’s life. This is a design that comes from higher levels than the person’s physical awareness. In the case of an individual’s “need” the physical awareness is more than likely stuck in its growth or evolution. To bring it out of this stagnate state, a shock method is sometimes required. This means that higher aware levels of the individual motivate the unaware physical form into situations of attention. Not much different than a Zen master getting attention from a pupil. When a person finds themselves in

this situation they are not only connected to the higher level but are being immersed in this higher vibration. At the moment of immersion the higher frequency gives us the ability to see the physical reality in a slower rate by default. This default state allows us to “see” more clearly and in slow motion!

### **Conscious Shells**

Consciousness is a band of energy that can be found in layers just like the vibrational “Shells” mentioned previously. They are layered because of common vibration; this includes desire, intelligence, and the emotional quotients. Layering occurs after thought has arisen; from there it naturally pools or gravitates into common arenas of the matrix of all sentient beings. Exchanges of thought and information as well as experiences can be tapped into at these regions. This banding is and does overlap realities in all levels. The difference is that individual realities are only capable of intersecting or tapping into that which is of common reach into their vibrational fields. You can, in your reality, extend out into the higher or lower bands by raising or lowering your vibration to the level of choice.

Tapping into music, art, invention is achieved this way. Start by finding the common desire and intent of your emotional field. Follow it up or down after connection is secured. Once a vibrational shift has been felt – Let Go, and absorb the background energy! This will lead you to the information you seek. You can ask for help in the learning stages for there are many that would love to assist. Everyone understands evolution of spirit!

### **Perception of Time**

Perception, a physical based recognition that is the observation of one’s vibrational level in time sequences called Sector Sequencing.

This sequencing is directly related to the field of vibration that a life form's specific vibration (DNA) occupies.

Perception then becomes a field of observable probabilities that are constituted reflections of one's own vibrational field, within the boundaries of the DNA's vibrational limits.

DNA thus becomes the vehicle for time flow as this provides the template and the vibration of a perceivable reality.

Within this perceivable field of vibration, all can be achieved within the limits of the vibrational realities capacity.

Sequencing becomes a matter of perception through the variables of the field stream of time and sequencing vibration, higher or lower.

As time moves forward so does one's perception of the sequences called learned experiences. It is in the perception of learning that one has the experience due to comparison of the change or the shift in vibration.

This is the essence of evolution and the injection into the sequence at any point finds its source from lower or higher nonphysical vibratory levels (called spirit).

Spirit has the choice of where it will focus its desire into this sequential field and with the vibrational DNA profile that is needed to bring the experience to fruition.

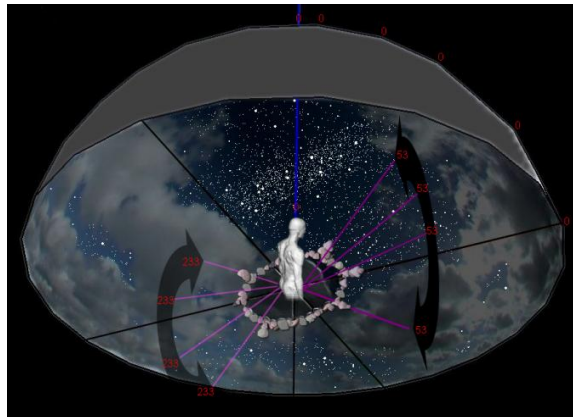
Although mirrored, DNA sequencing is a flow in opposite directions that create balance it is not something that can be observed from either directional side.

Physical DNA is one half of the flow direction of the DNA Sphere and its placement in a Time Sector of any given physical reality.

Reality and the perception of it has now become the eventual sequence of desire or thought in physical form. This form can now

occupy space in the context of a co-creative reality with other like vibratory states or physical forms.

Physical form is the direct result of desire interacting on the field of universal matrix and its structure through vibrational differences and the sequencing of these differences from one another.



## The Perception of Space

A topic so complex it has to be experienced on all levels to begin to even grasp the tiniest bit of understanding.

My first introduction into the question of space was a few years ago during a journey into the etheric realities. The notes below might not appear exceptional but this experience was mind blowing. Most of these experiences into these levels are impossible to translate.....I guess you just had to be there!

In this journey I asked the question; what is space? Immediately after asking this question I found myself at the edge of an endless meadow that was banked by forest on each side. As I stood there I started to focus into the scene and then realized that I could see the life cycles of the different plants. The grasses, shrubs, and

weeds all displayed their lives from start to end and in the time it takes to create this form in the physical. It was obvious I was in a higher vibrational state then possible in real life for I saw all of this at once and in complete ways that defy explanation. From here I was told that space and life are perceptions of cycles. The cycle of one life and the time it take to complete it, was one perceptive.

The comparison could be shown by walking across this meadow; it would (in my mind) take “this long”. Obviously if I drove a vehicle across it would be shorter. Space is as simple as that, a perception of time that it takes to cross a given point of observation to another point where this observation is complete. In other words it is all relative to the life span and scope of the life form that is in motion or observation.

Space now becomes a form within itself as it now occupies consciousness. Encased in consciousness space gives way to form and creation of this form. Space is now form and consciousness is the parameters of this dimension of reality. Reality is now dimension of consciousness and the form becomes the space of a given form. There is no limit to the amount of conscious effort, and it will have a direct proportion to the size of form.



## The Machine

Thank you for getting this far into the material, you have just past the “litmus test” and I have something for you that may peak your interest.

About ten years ago (during my information downloading of all of the prior information) I was shown the basics of a device that would be the core for a machine that could transmit energy from the nonphysical to the physical. Some would call it a Free Energy machine others would call it a Time Machine. Both are somewhat right as the core or basics of the design involve both abilities, as both are required. This is because to tap into the background energy of the universe’s structure one would be connecting somewhat out of the physical domain, and as you know there is no physical domain without time.

There is a frustration I keeps hearing about in the lack of inventiveness around Free Energy which is echoed by a resent blog comment I came across.

Blog comment:

*“I have studied many inventors Keely, Tesla, Russell, Morey, the list goes on and on. Each one seems to present their inventions using some very hard to follow information. Why can't they keep it simple so that many of us can take over where they leave off. We seem to be constantly reinventing the wheel over and over.”*

So, on a human conscience creative level, what is the stumbling block that keeps free energy systems from entering into our physical level? Well the blogger above has not considered two major issues, one being the present scientific model and the other greed.

In regards to the inventiveness ability there are two restrictive profiles that come into play. One: trying to design something that unprecedented would inevitable be centered on restrictive present scientific dogma or two; it requires someone to stumble onto it by accident. If by accident, there would still be no understanding of what just happened, as there are no current understandings that fit.

Most past inventions were created by stumbling onto them, but the Free Energy invention will not be allowed into the human consciousness without complete understanding of the basics (as I have been told). Inventing something so powerful would be similar to the clowns that invented nuclear energy. They fiddled and tweaked it into existence, and with that all of the ramifications that followed.

Nuclear energy disrupts the elements but free energy would disrupt the background fabric of time and energy flow that holds these elements into their form. In other words free energy is about disrupting the harmonic cells, in which the universal “grid” creates these elements. Far more energy flow involved here than nuclear. Along with time, the grid cells are the cubed structures that hold the physical universe in place. Disrupting time and this energy flow is asking for trouble.

Let’s say someone stumbles onto such a device. It would be taken over by our present scientific model of understanding, and this would be without a proper understanding of what is going on. It would be now in the hands of the same clowns that control nuclear energy. The problem being that nuclear energy disrupts an element that is in the physical creation. The free energy device would now be in the hands of people that would be disrupting dimensions. These are dimensions they are not even aware exist, because they are so focused into the physical they can’t see past it. On a multi dimensional level, with beings far more intelligent occupying the same “space” as these scientists, how do think disrupting their dimension would go over?

There is a famous inventor in Vancouver that has stumbled onto this level a few times now but is unable to replicate the process. Probably one of the reasons is because he is too focused into the present scientific model of reality.

Understanding and awareness with the desire to resource only what one needs would be the desirable thing. In the hands of the typical international corporation or government it would be to create bigger or more powerful disruptions. This would have many ramifications. One of which would be a disruption of time frames. By its very nature a free energy device that taps into background

universal energy would also be traversing physical time. To tap into the veil of a harmonic cell would be also tapping into time. With adjustments, a time machine could be created from the same process.

One has to question; are the present government/corporate levels of consciousness capable of ethical control over this ability?




To create such a device would mean many experiments to get the proper configuration. This takes time and lots of resources, resources I do not have. Therefore, here is part of what I have been shown from my connections with the other side (over the last ten years). To show you what I mean by variables I have made a short list (near the bottom of the page). Each one of these lines would take several attempts to get it correct.

At the bottom of the page are some photos of my device, which I started ten years ago, but still have not finished. I have focuses the majority of my time in obtaining material and transcribing it into this website and have not looked at the machine for years.

The photos are of an incomplete machine as I do not know if I will ever finish it. I have placed it on this site for those that may have the resources and time to finish it. I am not sure whether this website will be running much longer, so it is now or never.

There are subatomic researchers that have recognized mica has unusual properties when plasma is generated within proximity of it (like collecting on the surface). Mica unlike glass is composed on many layers of crystal lattice. About 20 years ago I read about this unusual property in a physics book that dealt with subatomic

theory. So when the information came in (from my work into nonlocal realities) I recognized the parallel possibility.



### Warning!

The generation of plasma in noble gas requires high voltage. I do not recommend any experiments that you are not qualified to perform. I assume no reasonability for property damage, electronic device damage, or personal bodily injuries. If this thing works, even on the smallest level, I would not recommend using it in your residence as the effects are not known.

From: [http://en.wikipedia.org/wiki/Plasma\\_\(physics\)](http://en.wikipedia.org/wiki/Plasma_(physics))

*"The presence of a non-negligible number of charge carriers makes the plasma electrically conductive so that it responds strongly to electromagnetic fields. Plasma, therefore, has properties quite unlike those of solids, liquids, or gases and is considered a distinct state of matter. Like gas, plasma does not have a definite shape or a definite volume unless enclosed in a container; unlike gas, under the influence of a magnetic field, it may form structures such as filaments, beams and double layers. Some common plasmas are found in stars and neon signs. In the universe, plasma is the most common state of matter for ordinary matter, most of which is in the rarefied intergalactic plasma (particularly intracluster medium) and in stars. Much of the understanding of plasmas has come from the pursuit of controlled nuclear fusion and fusion power, for which plasma physics provides the scientific basis.*

*Although the underlying equations governing plasmas are relatively simple, plasma behavior is extraordinarily varied and subtle: the emergence of unexpected behavior from a simple model is a typical feature of a complex*

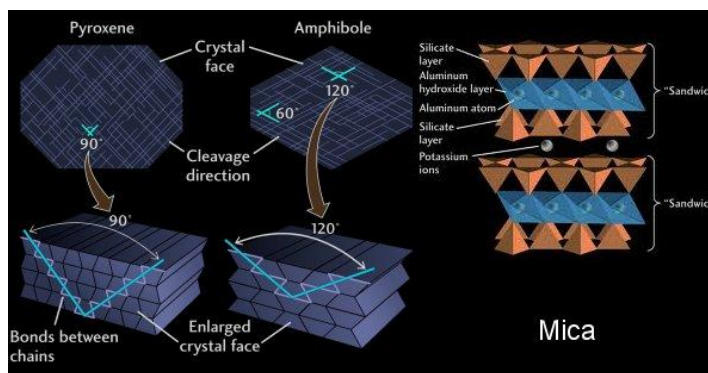
*system. Such systems lie in some sense on the boundary between ordered and disordered behavior and cannot typically be described either by simple, smooth, mathematical functions, or by pure randomness. The spontaneous formation of interesting spatial features on a wide range of length scales is one manifestation of plasma complexity.”*

To produce a Plasma Globe researchers today are focused on using glass as a confinement chamber for the noble gases. The limiting factor here is that there is nothing special about glass other than being a container and non-conducting vessel to hold the noble gases inside.

Mica has a special property that sets it aside from other materials like glass. Mica is composed of many layers that act like layered filtered resonance boundaries. The thin layered boundaries of mica act as staging levels for frequency transfer from one state to another. This uniqueness assists in the process that is desired. There is no accident that ancient mounds have layered materials, and that the Teotihuacan “Pyramid of the Sun” had a thick layer of mica (in layers up to 30 cm (12 in) thick), before it was stolen early in the century.

[http://en.wikipedia.org/wiki/Noble\\_gases](http://en.wikipedia.org/wiki/Noble_gases)

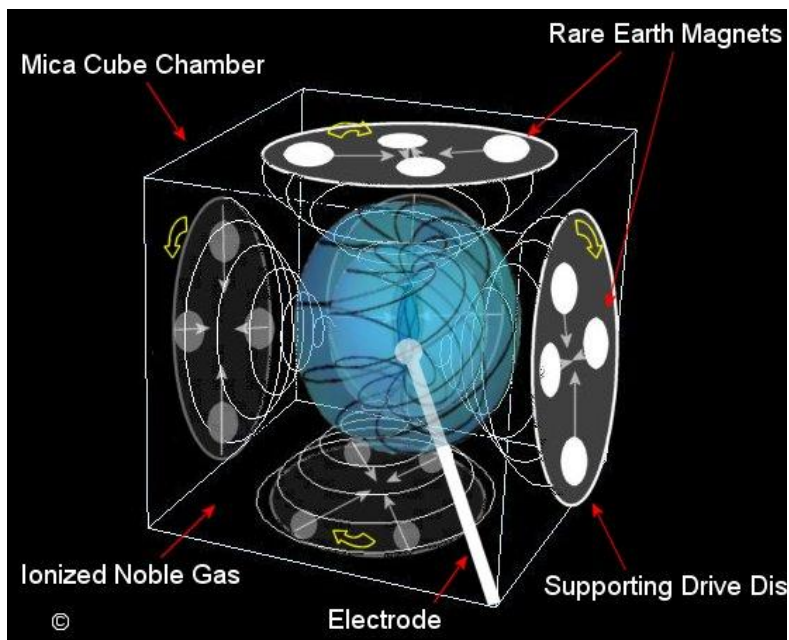
<http://en.wikipedia.org/wiki/Muscovite>

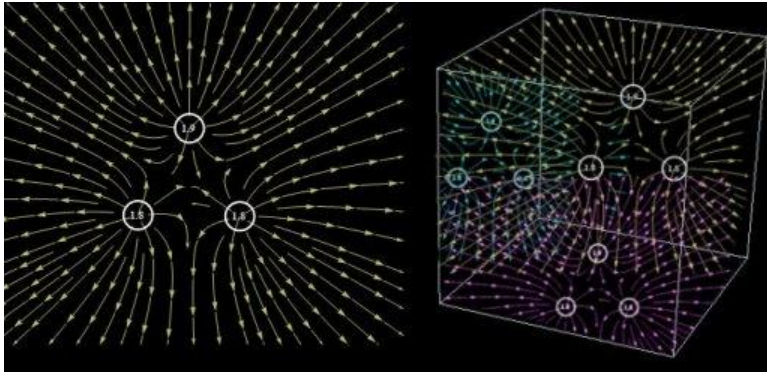




Mica

Inexpensive mica sheets or “windows” can be purchased from wood stove suppliers.

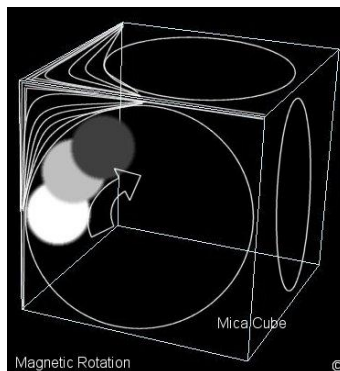





Magnetic waves from three Rare Earth magnets, prior to rotation

The idea is to rotate the magnets to create a rotation of the plasma into a spherical shape, within the mica cube (sounds familiar). Different strength magnets and different arrangements or numbers of magnets are all variants that have to be tried. If one has the resources strong electric magnets could be used but the rotating holding disc would have to have commutator rings to supply the electricity for these magnets.


Remember Plasma Globes are for entertainment only and you are not trying to create beautiful arching energy here, but an effect. This effect might be too weak to be anymore than a soft glow. A cheap and safe way to determine any time shifting is place a lit candle near the machine and watch for flickering to freeze. No not use this device near you body or inside you residence.



Direction of magnetic rotation is another variable.




Mica Chamber to be filled with Nobel gas.




I used wood as a platform to hold everything together as I did not want any possible metallic grounding to interfere with it





The rare earth magnets are glued on with epoxy to 8 clear discs (found in DVD packages).



## Plasma Generator Kit

<http://www.ramseyelectronics.com/Ramsey-Electronics-Plasma-Generator-Kit/dp/B0002NRKJ4>



Electrode is placed into corner of mica chamber - to avoid rotating discs.

Variables:

Size of mica cube – does it relate to the background harmonic cube size and what is that size?

Magnetic strength - type of magnets and distance from cell wall?

Magnetic pattern and numbers of magnets in pattern - geometric pattern and configuration with rotation?

Voltage and plasma strength – does the increase create more energy?

Magnetic disc rotation – direction and speed, all clockwise or with some counter clockwise?

Multiple discs within a disc - to raise pitch of magnetic rotation at center of disc?

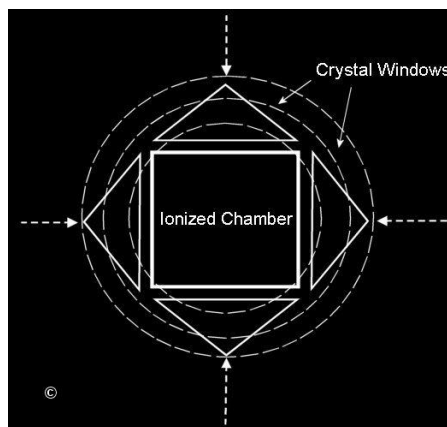
Type of inert gas to use – or is it better with a combination of gasses?

Location – static background or is it better in a vortex area?

Energy collector – what type of array is needed?

Harmonics – what effect does this have on the working model?

One last comment; I was also show some advanced systems for this device and of time machines that were being used by the ones (Aliens) that still visit Tie Creek site. This group said the Tie Creek machine was considered to be ancient and obsolete but it is still being used as a teaching aid. It operated under harmonic potentials similar to what we understand as sonoluminecence and using the quartz in the granite of the site as generators. This information came for my work but was inspired by a friend that witnessed 5 Zeta “beaming in” when she was there at the site.



# Appendix

## Interpretive Misconceptions of Petroglyphs

Browsing through the internet and academic books on the meaning of ancient petroglyphs it is evident that there is a common biased focus. That is, from a modern intellectual understanding of our own cultural icons. Unfortunately this has nothing to do with the true meanings of the petroglyphs. Modern minds are a world away from the ones that carved or painted the glyphs.

Even taking the most discernible icon a circle with lines radiating from it, it's obvious; it has to be the sun. After all, everyone knows how to draw one at the age of three.

The assumption is wrong, as seen from the manuscript below, a recording from a pre modern shamanic mind. Only from the shamanic world can any of the petroglyphs be interpreted, as they see everything through the spiritual and energetic world. To understand them one must be able to feel and see the energy that they talk about.



The interpretations of shamanic images by non shamans has a lot to be desired. Rather than listening to my teacher's explanation of that is being

shown I have decided to show parts of a document from an ancient shaman's side.

Excerpts from the book:

**THE MIDĒ'WIWIN OR "GRAND MEDICINE SOCIETY"  
OF THE OJIBWAY.**

BY W. J. HOFFMAN.

The result of personal investigations among the Ojibwa, conducted during the years 1887, 1888 and 1889, are presented in the accompanying paper. The information was obtained from a number of the chief Midĕ' priests living at Red Lake and White Earth reservations, as well as from members of the society from other reservations, who visited the last named locality during the three years.

.....From recent investigations among a number of tribes of the Algonkian linguistic division it is found that the traditions and practices pertaining to the Midĕ'wiwin, Society of the Midĕ' or Shamans, popularly designated as the "Grand Medicine Society," prevailed generally, and the rites are still practiced at irregular intervals, though in slightly different forms in various localities.

.....The persons admitted into the society are firmly believed to possess the power of communing with various supernatural beings—manidos—and in order that certain desires may be realized they are sought after and consulted. The purpose of the present paper is to give an account of this society and of the ceremony of initiation as studied and observed at White Earth, Minnesota, in 1889.


Link to this book, written in the late 1800s.

<http://www.gutenberg.org/files/19368/19368-h.htm>

Here are some classic non shamanic interpretations:



A Super Nova or.....  
or.....



A chief getting hit by lightning



Arrows or energy.....

From the book; and their interpretations of their own pictures.



Man'-i-dō'-â ni'-o.

My body is a spirit.

The Midē' likens himself to the Bear Man'idō, the magic powers of which are shown by the lines across the body and short strokes upon the back.



Ni'-nān-dē', ē', ō', ya'.

My heart, I am there (in the fullness of my heart).

My heart; knows all Midē' secrets, sensible one.



Ni man'-i-dō ni'-yān.

The spirit has put away all my sickness.

He has received new life, and is, henceforth, free from the disturbing influences of evil man'idōs.



Zha'-zha-bui'-ki-bi-nan' wig'-ē-wām'.

The Spirit says there is plenty of "medicine" in the Midē' wig'iwam.

[Two superior spirits, Ki'tshi Man'idō and Dzhe Man'idō, whose bodies are surrounded by "lines of sacredness," tell the Midē' where the mysterious remedies are to be found. The vertical waving lines are the lines indicating these communications; the horizontal line, at the bottom, is the earth's surface.]



Te-wa'-tshi-me-kwe'-na, ha', na-ke'-nan.

They tell of my powers.

The people speak highly of the singer's magic powers; a charmed arrow is shown which terminates above with feather-web ornament, enlarged to signify its greater power.



In'-do-nâ-gât in-da'-kwo-nan

That which I live upon has been put on this dish by the spirit.

Ki'tshi Man'idō provides the speaker with the necessary food for the maintenance of life. The dish, or feast, is shown by the concentric rings, the spirit's arm is just below i



Rest, after which dancing begins.



Nish'-o-wē' ni-mē'-hi-gō', hē', ni-gō'-tshi-mi'-go-we, hē'.

Have pity on me wherever I have medicine.

The speaker is filled with magic influence, upon the strength of which he asks the Bear to pity and to aid him.



Ki-ne'-na-wi'-in mani'-i-dō'-ye-win.

I rock you, you that are a spirit.

[A midē's head, the lines denoting voice or speech—i.e., singing of sacred things, as the loops or circles at the ends of each line indicate.

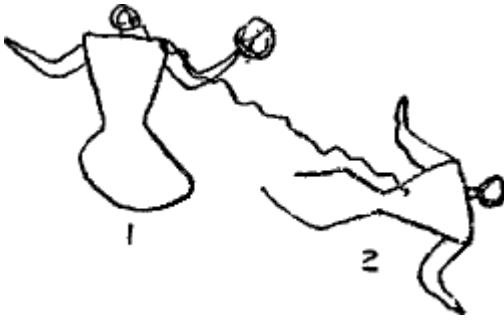


Wa'-a-so'-at wēn'-ti'-na-man, ha', ha,

The spirit has put life into my body.

The speaker is represented as being in the Midē'-wigân, where Ki'tshi Man'idō placed magic power into his body; the arms denote this act of putting into his sides the mī'gis. The line crossing the body denotes the person to be possessed of supernatural power.





Curing a man



Man'-i-dō, hē', nē'-yē', man'-i-dō, hē', nē', yē',  
ēn'-da-na'-bi-yēn wen'-dō-bi'-yēn.

A spirit, a spirit, you who sit there, who sit there.

[The singer makes a spirit of the candidate by thus giving him new life, by again shooting into his body the sacred mīgis. The disk is the dish for feast of spirits in the dzhibai' midē'wigân—"Ghost Lodge," the arms reaching towards it denoting the spirits who take food therefrom. The signification is that the candidate will be enabled to invoke and commune with the spirits of departed Midē', and to learn of hidden powers.]



Pī-nē'-si ka'-ka-gī'-wai-yan' wen'-dzhi man'-i-dō'wid.

The bird, the crow bird's skin is the reason why I am a spirit.

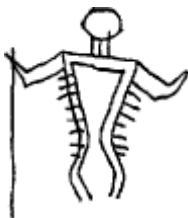
Although the crow is mentioned, the Thunder-bird (eagle) is delineated. The signification of the phrase is, that the speaker is equal in power to a man'idō, at the time of using the Midē' sack—which is of such a skin.



O-wē'-nēn bē-mī'-sēt.

I am flying into my lodge.

Represents the Thunder-Bird, a deity flying into the arch of the sky. The short lines denote the (so-called spirit lines) abode of spirits or Man'idōs.



Ni-mī'-gi-sīm' man'-i-dō'-we, hwē', hē',  
Sha'-go-dzhī'-hi-na'.

My mī'gis spirit, I overpower death with.

[His body is covered with mī'gis as shown by the short lines radiating from the sides, and by this power he is enabled to overcome death.]



He'-a-we-na' ni'-we-dō',  
Man'-i-dō' we-a-nī'  
Ni'-ka-nā' ni'-na-nā'.

He who is sleeping,  
The Spirit, I bring him, a kins



Ai-ya'-swa-kīt-te', hē', he',  
He'-ā' se-wī'-kit-te', hē', hē'  
Na-se'-ma-gōt' nin-dē'.

It is leaning,  
My heart breathes.

[The phrase refers to the mī'gis within his heart. The short radiating lines indicate the magic power of the shell.]



Me'-ka-yě'-nīnk te'-a-yě-am'-ban.

I, too, see how much there is.

His power elevates the Midē' to the rank of a man'idō, from which point he perceives many secrets hidden in the earth.



O-ni'-ni-shĩnk-ni'-yo.

The mĩ'gis is on my body.

The magic power has been put into his body by the Midē priests.



Ni-ka'-nin-ko'-tshi'-ha ni'-ka-na

Ni-ka'-na-nin-ko'-tshi-ha.

Midē' friends, I am trying, Midē' friends, Midē' friends, I am trying.

[His hand and arm crossed by lines to denote magic power, in reaching to grasp more than four degrees have given him; he has in view a fifth, or its equivalent.]



Tschi-nun'-dōn', he', he', he', he',

I was the one who dug up life.

The Otter Man'idō emerging from the Midē'wigân; he received it from Ki'tshi Mani'dō.



PLATE XVIII. JĚS'AKKID' REMOVING DISEASE.

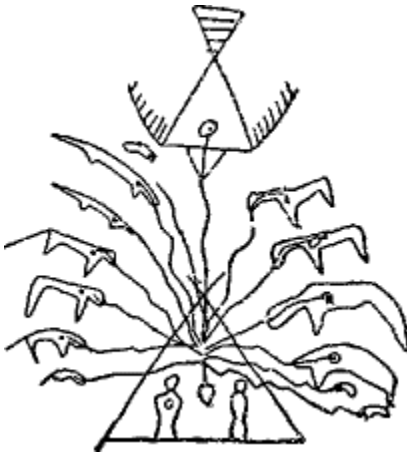


FIG. 27.—Jës'sakkân',  
or shaman's lodge.

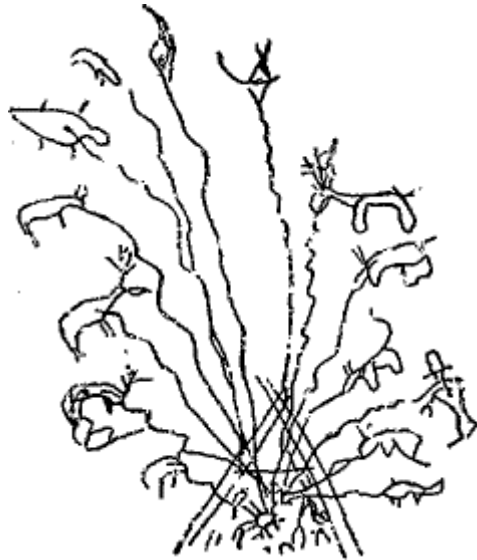
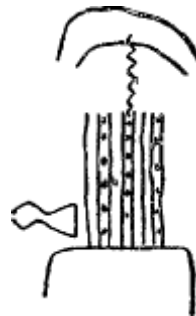


FIG. 28.—Jës'sakkân',  
or shaman's lodge.



FIG. 26.—Jës'sakkân'  
or shaman's lodge.

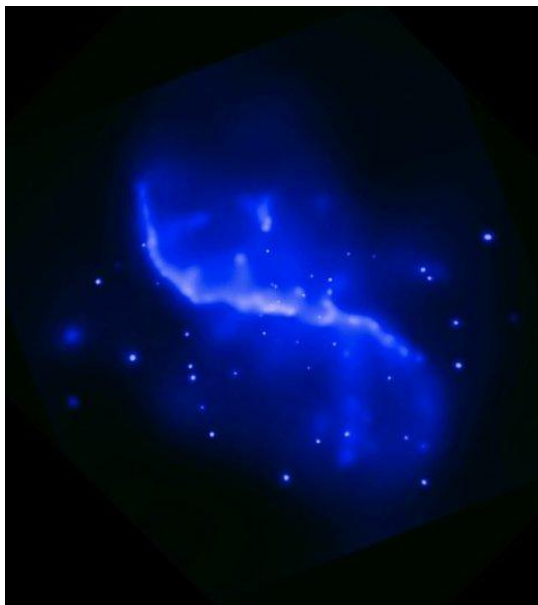


<http://www.gutenberg.org/files/19368/19368-h.htm>

# Astronomical Structures of the Universe

## The Ribbon Energy





NGC 4258 X ray view - see the ribbon.

### **The Sphere**



NGC 7635



Called "308 Star Bubble"



Abell 39




Called "Cygnus Bubble" NGC 6888




Called Abell 70 and Abell 78

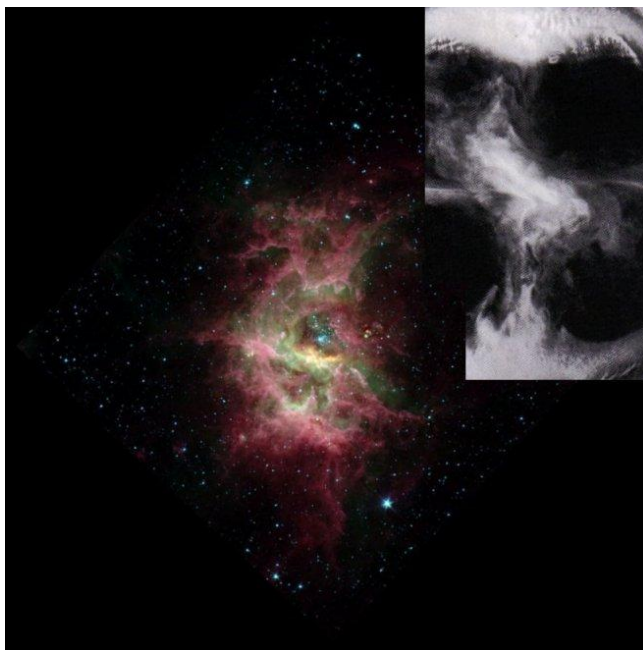





V838 The birth of a sphere



Sphere Shells of NGC 474




Sphere Core called RCW 49 (insert, from Has Jenny photo)



PN HB12, NGC 6881, Hen 3-1475




Called the "Heart Nebula " Our view of the sphere.





Close up view of above, see the spiraling core ribbon.


## The Patch




Spiral galaxy ESO 137-001- in X-rays detected by Chandra (blue).








M 27 and M 76





Called the "Rotten Egg Nebula"



Called the "planetary Nebula" IC 418



Fomalhaut HST C70



Polar Ring Galaxy NGC 2685







Nova of 1987



Looking up the axis

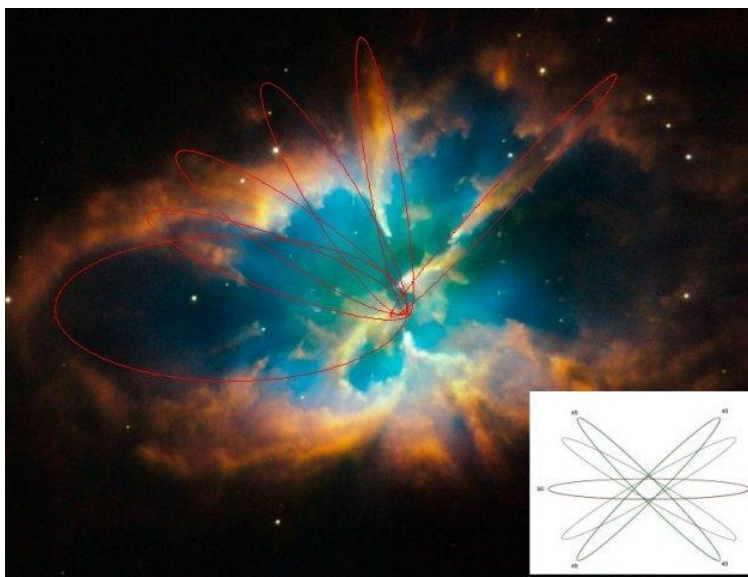


M 51 Whirlpool Galaxy





Called the "Egg Nebula"




NGC 2818





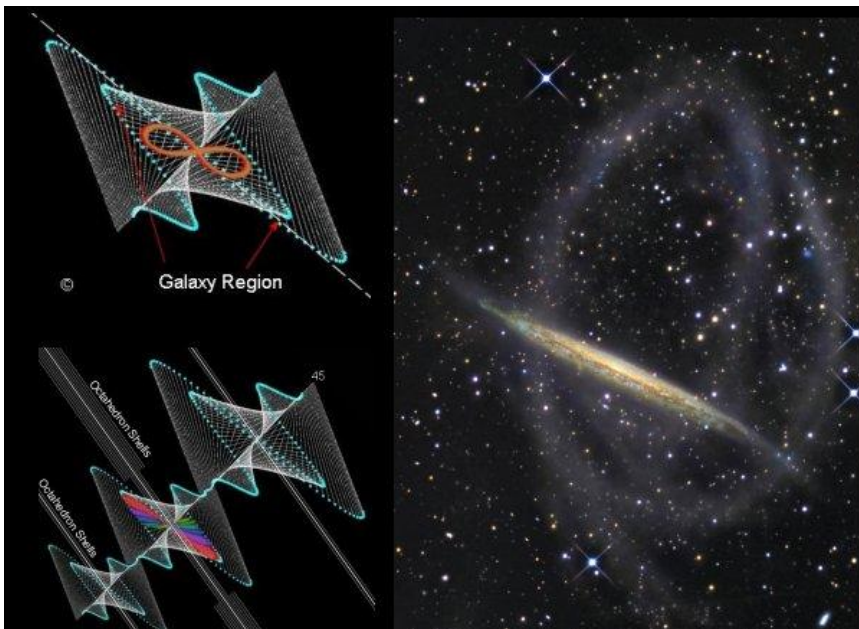
NGC 3256

If you look down a Patch you would see into it, and towards a galaxy creation.



### Centaurus A

Our perception only: we can see parts of an axis, patch, and galaxy  
- all part of the same structure.



Our perception can see parts of the supportive structure.

Bill Dayholos

2014

©